

A. J. S.

Motor Cycles

2 $\frac{3}{4}$ h.p.

1921-24 MODELS.

PRICED CATALOGUE
OF
SPARE PARTS.

Telephone: 1166 (3 Lines.)

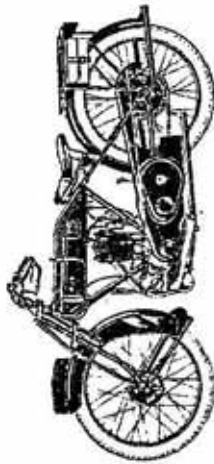
Telegrams: "Hopit, Wolverhampton."

Cods: "A.B.C. 5th Edn.

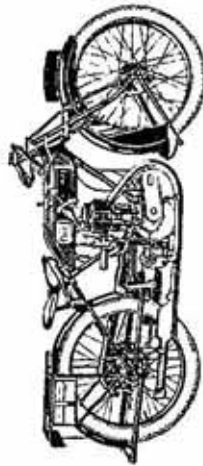
A. J. STEVENS & Co. (1914) Ltd.
Wolverhampton.

Price 6d. each.

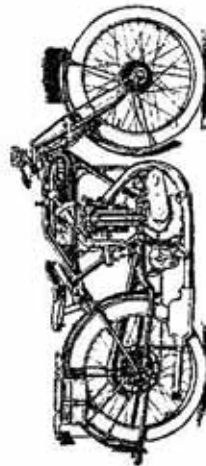
A.J.S. 2 $\frac{3}{4}$ h.p. 1924 Motor Cycles.




2 $\frac{3}{4}$ h.p. A.J.S.
Touring Model B.



2 $\frac{3}{4}$ h.p. A.J.S.
Sporting Model B1.



2 $\frac{3}{4}$ h.p. A.J.S.
Overhead Valve Model
B3.



2 $\frac{3}{4}$ h.p. A.J.S.
Sporting Model B5.

FOREWORD.

This Spare Parts Catalogue cancels all previous Lists, and deals solely with our 1921-22-23-24 2 $\frac{3}{4}$ h.p. models and the various parts. Any prices required for the older 2 $\frac{1}{2}$ -h.p. models may be had on application.

Clients are particularly asked to read over the instructions respecting the ordering of Spare Parts.

All new Motor Cycles, Spare Parts, Replacements, Repairs, etc., are only supplied or carried out under the guarantee given with each new Motor Cycle, and under no other conditions.



Important Rules to be observed:

It will greatly facilitate prompt attention to clients' correspondence or requirements if letters or goods are addressed to the Company, and to the department concerned.

The main departments are as follows:—

New Machines	-	-	Sales Department.
Repairs, Overhauls, or Replacements of Parts under Guarantee	-	-	Repair Department.
Spare Parts	-	-	Spare Parts Department.
Accounts	-	-	Accounts Department.

Parts sent to us to be repaired, replaced or as pattern, should bear distinctly the sender's full name and address, and explicit instructions should follow by letter of advice stating specifically what is required.

All goods must be consigned Carriage Paid or we cannot accept delivery of same.

Full particulars should also be given as to how the goods are to be returned, whether crated, uncrated, passenger or goods train. This refers only to complete machines or bulky articles such as engine, etc.

When forwarding a complete Motor Cycle, do not fail to remove all accessories, such as lamp, horn, tools, badges, etc., otherwise we cannot be held responsible for their safe return, although we take every possible precaution in this respect.



Estimates.

We are sometimes asked by clients when sending their Engines or Motor Cycles etc., for repairs or overhauls to furnish an estimate for the necessary work. We are pleased to do this on the distinct understanding that we reserve the right to charge for any extra work or new parts found necessary to put such machine or engine, etc., in good running order, which it may have been impossible to detect when dismantling.

We prefer not to undertake a repair or overhaul (nor do we accept any responsibility) when the estimate for same has been curtailed by the owner.

If an estimate is not accepted after tender, a charge is made for taking down, re-assembling, and preparing the estimate.

All goods returned by us are consigned Carriage Forward.

When sending particulars by letter of work to be done to repairs, please do not mix up such instructions with other matter.

Attention to these details will obviate delay and inconvenience to both parties.

All letters must be addressed to our Head Offices :

GRAISELEY HOUSE, WOLVERHAMPTON.

Spare Parts Orders.

When ordering any part in this Catalogue, the Serial Number should be quoted together with the description of the part. In addition to quoting the Horse Power and Model, it is always advisable to give the number of the engine, which will be found stamped upon the side of the crank case immediately below the foot of cylinder.

Please do not enclose cheques, Postal Orders or money of any kind in parcels sent to the Company. All payments should be made through separate post and the amount enclosed should be stated in letter. We accept no responsibility for loss if money is enclosed in parcels.



Terms of Business.

WHEN ordering parts by letter the exact amount, including postage, must be remitted, or (in any case where the cost is not known) a sum likely to cover the cost.

If the amount remitted is more than the cost of parts ordered, the sender should advise us if the surplus is to be returned or placed to his credit. If cash is not enclosed with order a *pro forma* invoice will be issued, and when the amount is remitted, the goods will be forwarded.

If parts are urgently wanted a remittance may be sent by wire. In this case the sender must fill in his full name and full address in the space provided on the Post Office Requisition Form for a private message from the remitter to payee; unless this is done the Post Office do not give this information in the telegram.

All Orders given by Wire or Telephone must be confirmed by letter.

Under no circumstances shall we despatch Spare Parts until their Price has been received.

If parts are ordered from abroad, the cost of carriage, freight, customs' charges, etc., must be added—where, however, it is absolutely necessary that Spares are secured without delay, we earnestly recommend our clients to open a small credit a/c with us. A statement of account will be posted monthly to all clients having deposit a/cs.

Should a client having a deposit account order Spare Parts from a temporary address, it is advisable to quote, besides his deposit a/c reference, his permanent address.

Packing Boxes, Crates, etc., are charged at cost, and are strictly Not-Returnable.

The Prices given in this Catalogue are subject to alteration without notice.

A. J. STEVENS & CO. (1914) LTD.

GRAISLEY HOUSE, PENN ROAD,
WOLVERHAMPTON.



2 $\frac{3}{4}$ h.p. 1921-24 A.J.S. Motor Cycles.

MODELS B & B1.

ENGINE PARTS.

Serial No.	Description	Price. £ s. d.
1b	Cylinder complete, with Valve Guides	3 3 6
2b	Cylinder Head, with Valve Guides	1 16 0
3b	Cylinder Barrel only	1 7 6
4b	Cylinder Foot Washer	2
5b	Cylinder Head Washer	3
6b	Connecting Rod, with Small and Big End Bushes fitted	1 1 0
7b	Small End Bush	1 6
8b	Big End Bush	2 3
9b	Crank Pin, complete with Cover and Roller Bearings	10 6
10b	Crank Pin Nut	3
11b	Roller Bearings	2 6
12b	Gudgeon Pin	1 6
13b	Gudgeon Pin Band. 1921-22 Models	8
14b	Piston, with Gudgeon Pin, Rings and Cotter Pin (Aluminium) Model B.	18 0
14c	Piston, with Gudgeon Pin, Band and Rings. C.I. Type	B. 18 2
14d	Piston, with Gudgeon Pin, Rings and Cotter Pin. (Aluminium.)	B1 18 0
15b	Piston Body only	B. 13 0
15c	Piston Body only	B1 13 0
16b	Piston Ring.	1921 1/- 1922-23 10
17b	Valve, complete with Spring, etc.	4 9
18b	Valve Stem only	8 6
19b	Valve Guide	1 3
20b	Valve Spring	9
21b	Valve Spring Cone	6
22b	Valve Spring Cap	6
23b	Valve Spring Cotter	2
24b	Exhaust Valve Cap	2 0
25b	Inlet Valve Cap	2 0
26b	Valve Cap Washer	2
27b	Valve Lifter Lever	9
28b	Valve Lifter Arm. Short	6
29b	Valver Lifter Arm Spindle Nut and Washers	9
30b	Exhaust Valve Tappet Rod only	1 6
31b	Exhaust Valve Tappet Rod Lock Nut	6
32b	Inlet Valve Tappet Rod only	1 6
33b	Inlet Valve Tappet Rod Lock Nut	2
34b	Tappet Studs	each 8

ENGINE PARTS—Continued.

Serial No.		Price £ s. d.
35b	Tappet Tops	each 3
36b	Tappet Guides	" 1 3
37b	Mainshaft Gearside	" 5 0
38b	Mainshaft Pulley-side	" 5 3
39b	Nuts for above	each 3
40b	No. 6 Woodruffe Key	" 2
41b	No. 3 Woodruffe Key	" 2
42b	Main Shaft Bushes	pair 4 6
43b	Crankcase, Timing and Driving Side fitted with Bushes	2 10 0
44b	Timing Cover, complete with Magneto Chain Cover and Bushes fitted	12 0
45b	Magneto Chain Cover only	5 0
46b	C.I. Bushes, for Timing Covers	each 6
47b	Small Timing Pinion	" 2 6
48b	Lock Nut for same	" 4
49b	Exhaust Cam only	" 7 6
49c	Exhaust Cam only	Model B1 7 6
50b	Exhaust Camshaft	" 3 0
51b	Woodruffe Key for same	" 2
52b	Inlet Cam only	" 7 6
52c	Inlet Cam only	Model B1 7 6
53b	Inlet Camshaft	" 1 9
54b	Cylinder Bridge	" 5 0
55b	Holding Down Bolt, with Nut	" 3 6
56b	Nut for above only	" 3
57b	Oil Drain Plug	" 5
58b	Compression Tap	" 2 6
59b	Compression Tap Washer	" 1
60b	Flywheel, Timing Side	14 0
61b	Flywheel, Driving Side	14 0
62b	Engine Bolt only, with Nuts and Washers	" 8
63b	Shock Absorber, complete	19 6
64b	Engine Sprocket	9 6
65b	Engine Sprocket Driving Dog	3 3
66b	Engine Sprocket Sleeve	4 9
67b	Engine Sprocket Sleeve Nut	" 6
68b	Shock Absorber Spring	1 2
68c	Shock Absorber Spring Adjusting Nut	1 2
68d	Shock Absorber Spring Cotter	" 1

Do not fail to quote Engine Number, stamped on side of Crank Case.

GEAR BOX PARTS.

Serial No.		Price £ s. d.
69a	Gear Box Complete with K.S. and Clutch	13 0 0
69b	Gear Box Shell, with Cover less Bearings	1 17 6
69c	Gear Box Shell, without Cover and Bearings	1 5 0
70b	Gear Box Shell, with Cover and Bearings	3 11 0
70c	Gear Box Cover only, less Bearings	12 6
71b	Large Gear Box Bearing, 30 x 62 x 16 mm.	12 3
72b	Medium Gear Box Bearing, 15 x 37 x 9 mm.	6 9
73b	Small Gear Box Bearing, 1/4 in. x 1 1/8 in. x 3/8 in.	7 3
74b	High Speed Dog, complete with Bush	16 6
75b	Bush only for same	2 6
76b	High Speed Dog Lock Nut	" 3
77b	Sliding Sleeve	11 3
78b	Low Speed Dog	5 0
79b	Layshaft, Complete with Gears	1 4 0
80b	Layshaft Spindle only	6 0
81b	No. 6 Key for same	2
82b	Large Layshaft Gear Wheel	7 6
83b	Medium Layshaft Gear Wheel	6 0
84b	Small Layshaft Gear Wheel	4 3
85b	Gear Box Sprocket	8 0
83b	Gear Box Mainshaft	15 6
87b	Mainshaft Lock Nut	2
88b	Gear Shifter Arch, with Arm	8 3
89b	Gear Shifter Bush	2 3
90b	Gear Shifter Lever	3 0
91b	Thrust Washer	6
92b	Thrust Washer Lock Nut	9
98b	Gear Box Oil Plug	9

CLUTCH PARTS.

94b	Clutch Sprocket, with 3/4 in. x 1 5/8 in. x 1/8 in. Bearing	19 0
95b	Sprocket Bearing only	5 3
96b	Clutch Fixed Plate	9 6
97b	Clutch Sliding Plate	6 6
98b	Key for above	9
99b	Clutch Spring	1 2
100b	Clutch Spring Nut	1 9
101b	Long Push Rod	9
102b	Small Push Rod	6
103b	Push Rod Lever	4 0
104b	Clutch Operating Shaft	5 0
105b	Adjusting Screw, with Lock Nut	5

Do not fail to quote Engine Number, stamped on side of Crank Case.

KICK-STARTER PARTS.

Serial No.	Description	Price £ s. d.
106b	Kick-Starter Quadrant with Shaft	10 6
107b	Kick-Starter Tube	1 6
108b	Kick-Starter Shaft only	1 0
109b	Kick-Starter Tube Bush	2
110b	Kick-Starter Crank	5 0
111b	Kick-Starter Crank Cotter Pin, with Nut	4
112b	Kick-Starter Pedal, with nut (For 1923/4 Type see page 14)	2 0
113b	Kick-Starter Pedal Nut only	3
114b	Kick-Starter Ratchet Wheel	4 6
115b	Kick-Starter Ratchet Plate	3 0
116b	Kick-Starter Ratchet Spring	8
117b	Kick-Starter Coil Spring	8

GATE CHANGE PARTS.

118b	Change Speed Quadrant, complete, Front and back portion	7 6
119b	Change Speed Lever, with Knob 1921 type 14'6	13 3
120b	Change Speed Knob only	9
121b	Change Speed Rod (Between Gate Change and Gear Box)	1 6
122b	Yoke End for above, with Pin and Nut	9
123b	Ball Joint for above	1 4

FRONT WHEEL AND FRONT BRAKE PARTS.

124b	Front Wheel complete, with Expanding Brake (less Cable, Control Lever, Tyre and Tube)	4 5 0
125b	Front Wheel complete, (1921 type fitted with Brampton Hub, less Tyre and Tube)	1 17 6
126b	Wheel Rim only	8 6
127b	Wheel Spokes, with Nipples	4 6
128b	Wheel Bearings	Per set of 36
129b	Solid Centre Spindle	Per set
130b	Hub, complete (Brampton 1921 type)	2 6
131b	Hub, Hollow Spindle	7 7
132b	Spindle Lock Nut	5 0
133b	Fixed Cup	3
134b	Adjustable Cup	2 6
135b	Hub Shell only. With Fixed Cup and Lubricator	2 9
135b	Hub Lubricator only	1 8 6
137b	Front Brake Shoes (Aluminium) with Linings and Rivets	6
138b	Brake Linings, with Rivets only	7 0
		2 9

Do not fail to quote Engine Number, stamped on side of Crank Case.

FRONT WHEEL PARTS—Continued.

Serial No.	Description	Price £ s. d.
138b	Brake Springs	each
140b	Brake Anchor Plate	9 0
141b	Brake Anchor Plate Pin	4
142b	Brake Expanding Spindle	2 9
142c	Brake Expanding Spindle Lever	1 9

REAR WHEEL AND REAR EXPANDING

BRAKE PARTS.

143b	Rear Wheel Complete, with Expanding Brake	6 0 0
143c	Rear Wheel Complete, without Sprocket, etc.	2 15 0
144b	Rear Wheel Hub Shell only, with Fixed Cup and Lubricator	1 8 0
145b	Hub Lubricator	6
146b	Wheel Rim only	8 6
147b	Fixed Cup	2 6
148b	Adjustable Cup	2 9
149b	Solid Centre Spindle	2 6
150b	Hollow Spindle	5 3
151b	Felt Washer, for Cups	2
152b	Wheel Spokes, with Nipples	5 0
153b	Wheel Bearings	Per set 1 0
154b	Rear Brake Drum Centre	4 0
155b	Rear Brake Drum, with Centre Fitted	1 15 0
156b	Anchor Plate	10 0
157b	Anchor Plate Pin	6
158b	Sleeve Bolts	2 0
159b	Plain Driving Studs	each 2
160b	Threaded Driving Studs	each 4
161b	Hub Lock Ring	1 0
162b	Brake Expanding Lever...	2 6
163b	Brake Operating Lever	2 0
164b	Rear Brake Shoes, with Linings and Rivets	8 0
165b	Linings, with Rivets only	3 6
166b	Rivets	Per set 22 6
167b	Springs	each 2
168b	Dummy Spindle, with Nut	1 6
168c	Rear Brake Operating Pedal	7 6
168d	Spindle Nuts and Washers for Operating Pedal	1 9
169b	Plain Distance Piece	4
170b	Shaped Distance Piece	5
171b	Brake Operating Rod, with Shackles	3 0

Do not fail to quote Engine Number, stamped on side of Crank Case.

CARBURETTER PARTS.

Serial No.	Description	Price £ s. d.
264a	A.M.A.C. Carburetter Complete, with Controls and Cables	2 17 0
265b	A.M.A.C. Carburetter Complete. Sporting Models	3 1 3
266b	Float Chamber, Complete	1 3 0
267b	Float Chamber Body, with Base only	12 0
268b	Float only	2 6
269b	Float Chamber Top, complete, with Tickler	4 3
270b	Tickler, complete, with Spring	1 9
271d	Needle Valve, complete	1 1
272b	Mixing Chamber only	8 6
273b	Mixing Chamber Top	1 9
274b	Mixing Chamber Cap	1 9
275b	Mixing Chamber Union Nut	1 6
276b	Outlet Clip	1 9
277b	Outlet Clip Pin	5
278b	Jet Holder	1 9
279b	Jet	5
280b	Sprayer, Complete	5 1
281b	Throttle Valve	3 10
282b	Air Valve	3 0
283b	Valve Springs	Each 3
283c	Air Intake Pipe	Each Bt Model 2 6
284b	Air Intake, with Cover and Gauze	4 3
284c	Air Intake, complete	O.H.V. Model 7 6
285b	Control Lever. Throttle or Air	Each 3 5
286b	Control Bolt only	3
287b	Control Slides	Pair 5
287c	Special Induction Pipe	4 3

CONTROL CABLES AND LEVERS.

288b	Magneto Control Lever, with Cable	9 0
289b	Magneto Control Lever only	5 4
290b	Magneto Control Cable only	3 8
290c	Magneto Control Cable only	Model B 3 8
291b	Carburetter Control, with Cables. Bink's 24/-	Sporting Models 3 8
291c	Carburetter Control, with Cables.	Model B 18 0
292b	Carburetter Control, less Cables. Bink's 15/-	Sporting Models 18 0
292c	Carburetter Control, less Cables.	Model B 12 0
293b	Carburetter Control, Cables only. Bink's 9/-	Sporting Models 12 0
293c	Carburetter Control Cables only	Model B 5 9
294b	Valve Lifter Control, with Cable	Sporting Models 5 9
295b	Valve Lifter Control, less Cable	10 0
296b	Valve Lifter Control, Cable only	5 9
		4 3

Do not fail to quote Engine Number, stamped on side of Crank Case.

MAGNETO SILENCER, EXHAUST PIPES, Etc.—Continued.

Serial No.	Description	Price £ s. d.
238b	Magneto Sprocket Sleeve Lock Nut	6
234b	Magneto Platform	3 6
235b	High Tension Wire with Terminal	1 3
235c	Spark Plug. K.L.G. H.S.3	7 6
233b	Silencer, with Exhaust Pipe. Standard Model. Less Clip 1922/4	15 6
237b	Silencer-Body only. Standard Model	12 0
238b	Silencer Tail Pipe	3 9
239b	Tail Pipe Clip	10
240b	Sporting Model B1 & B5 Exhaust Pipe, with Expansion Chamber, Clips, etc.	1 7 6
241b	Expansion Chamber, without Clips (Sporting Model: B1 & B5)	11 6
242b	Extension Pipe for Expansion Chamber	4 3
243b	Crankcase Clip for Exhaust Pipe	9
244b	Rear Chain Stay Clip with Strap for Exhaust Pipe	1 3
244c	Exhaust Pipe only without Expansion Chamber, etc. Sporting Models B1 & B5	11 6
244d	"Straight Through" Exhaust Pipe with Fish Tail, Clips, etc. (The above not suitable for O.H.V. Models.)	17 6

DRIVING CHAINS, Etc.

245b	Front Driving Chain	1921 11 0	10 6
246b	Rear Driving Chain	1 2 9	1 0 6
247b	Spring Link for Chains	7	5
248b	Two-Link Piece	10	7
249b	Magneto Driving Chain	2 0	2 0
250b	Spring Link for same	8	2
251b	Two-Link Piece for same	3	3
252b	Chain Stud Extractor	5 9	3 7

FOOTBOARDS, FOOTRESTS, Etc.

253b	Footboards, complete with Rods, etc.	Pair 1 3 6
254b	Footboard Rubber Mat	Each 4 9
255b	Distance Tube. Long	7
256b	Distance Tube. Short	7
257b	Short Footboard Bracket	1922 Type 9.1. each 1 3
258b	Long Footboard Bracket	1922 " 9d. " 1 3
259b	Front Footboard Rod. Less Nuts	1 0
260b	Rear Footboard Rod. Less Nuts	1 0
261b	Nuts for Footboard Rods	Each 3
262b	Spring Washers for above	Each 2
263b	Footrests, complete with Brake Pedal. Sporting Models	1 4 6

For Detailed Prices of Sporting Footrests see page 15.

Do not fail to quote Engine Number, stamped on side of Crank Case.

CONTROL CABLES AND LEVERS—Continued.

Serial No.	Description	1921	1921 9 9	Price, £ s. d.
297b	Front Brake Control, with Cable	10 6
298b	Front Brake Control, less Cable	5 9
299b	Front Brake Cable only	4 6
300b	Clutch Control Lever, with Cable	...	Model B	14 3
300c	Clutch Control Lever, with Cable	...	Sporting Models	14 3
301b	Clutch Control Lever, with Clip on Handlebar	10 0
302b	Clutch Control Cable only	...	Model B	4 3
302c	Clutch Control Cable only	...	Sporting Models	4 3

KICK-STARTER PEDAL, 1923 4 Type.

303a	Kick-starter Pedal, complete with Rubber, etc.	4 6
303b	Kick-starter Pedal Spindle	2 0
304b	Kick-starter Pedal Spindle Nut	3
305b	Washer for Outer End of Rubber	6
306b	Washer for Inner End of Rubber	6
307b	Kick-starter Pedal Rubber	1 3
308b	Fixing Pin for Pedal Rubber	3

OVERHEAD VALVE MODEL.

2½ h.p. A.J.S. 1923 4 B3 & B4

ENGINE PARTS.

The price of Parts that are not mentioned below will be found on pages 5 and 6.

309b	Cylinder Head, with Valve Guides...	2 5 0
309c	Cylinder Head, with Guides	...	1923 type	2 5 0
310b	Cylinder Barrel only...	1 8 6
310c	Piston, with Gudgeon Pin, Rings and Cotter Pin	18 0
310d	Piston Body only	13 0
310e	Piston, with Gudgeon Pin, Rings and Cotter Pin	...	B4 Model	13 0
310f	Piston Body only	13 0
311b	"U" Piece for Cylinder Head	1 9
311c	Steadying Stud and Clip for Cylinder Head	1 9
312b	Turnbuckle, Driving Side	1 9
313b	Turnbuckle, Timing Side	1 9
314b	Turnbuckle Studs, ½ in.	...	Each	3
315b	Connecting Rod, with Bushes	...	(22)	1 8 6
316b	Crank Pin, complete with Roller Bearings and Covers	12 6
317b	Valve Stem only	...	1923 type	4 0

Do not fail to quote Engine Number, stamped on side of Crank Case.

2½ h.p. A.J.S. 1923 4 B3 & B4 OVERHEAD VALVE MODEL.

ENGINE PARTS—Continued.

Serial No.	Description	Price, £ s. d.
318b	Valve Spring	...
319b	Valve Guide	...
319c	Valve Guide (Inlet or Exhaust) 1923 type	...
320b	Tappet Tube	...
321b	Tappet Top	...
322b	Rocker Arm, with Bush	...
323b	Rocker Arm Spring	...
324b	Rocker Arm Spindle	...
325b	Rocker Arm Spindle Studs	Each
325c	Rocker Arm Spindle Nuts and Washers	Set 4
325d	Bolt and Distance Tube for Head side plate	...
326b	Rocker Arm Side Plate, Driving Side	...
327b	Rocker Arm Side Plate, Timing Side	...
328b	Rocker Arm Distance Tube	...
329b	Nut, ½ in., 20T for Side Plate	...
330b	Nut, ½ in., 20T for Side Plate	...
331b	Set Pin, ⅜ in., 20T, for Side Plate	...
332b	Crankcase, Timing and Driving Side, with Bushes	...
332c	Exhaust Cam only	...
332d	Inlet Cam only	...
333b	Nut for Inlet Connection	...
333c	Exhaust Valve Stem	...
333d	Exhaust Valve Stem	...
333e	Inlet Valve Stem	...
333f	Cone, with Securing Collar, for 1924 type Valves	1924
333g	Duplex Valve Spring, complete	...
333h	Outer Spring of Duplex Valve Spring	...
333i	Inner Spring of Duplex Valve Spring	...
333j	Inlet Pipe	...
333k	Exhaust Camshaft	...
333l	Inlet Camshaft	...

DETAILED PARTS OF FOOTRESTS, B1, B3, B4 and B5 MODELS.

334b	Square Footrest Rod, without Nuts	...	1922 3 type	10
334c	Square Footrest Rods, without Nuts	...	1924 " pair	1 6
335b	Nuts for Footrest Rod	2
335b	Spring Washers	2
337b	Footrest Arms	...	1922 3 type "	5 6
337c	Footrest Arms, Left hand	...	1924 " each	3 0

Do not fail to quote Engine Number, stamped on side of Crank Case.

DETAILED PARTS OF FOOTRESTS B1, B2, B3, B4 & B5 Models,
Continued.

Serial No.	Description	Quantity	Price
			£ s. d.
337d	Footrest Arms, Right hand	each	2 6
338b	Footrest Rubbers	pair	2 6
339b	Footrest Plates	"	2 0
340b	Washer for Outer Side of Rubber	"	8
341b	Washer for Inner Side of Rubber	"	8
342b	Pin for Securing Rubber to Footrest Arm	"	3
343b	Footrest Distance Tubes, Long	each	5
344b	Footrest Distance Tubes, Short	"	2
345b	Rear Brake Operating Pedal	"	7 6
346b	Spindle, without Nuts, for Operating Pedal	"	1 3
347b	Spindle Nuts	pair	2
348b	Spindle Spring Washers	"	2

OVERHEAD VALVE MODEL PARTS—Continued.

HANDLEBARS, FRAME, CHAIN GUARD, MUDGUARDS, EXHAUST PIPE,
CARRIER, LEG-SHIELDS and PETROL TANK.

349b	Handlebars, complete with Grips	1922 type	16 6
349c	Handlebars, complete with Grips	1923, 4 "	16 6
350b	Chain Guards, with Fittings, B3, B4 and B5	"	1 9 0
351b	Front Mudguards, without Stays or Bridge Pieces, Model B3	"	8 0
351c	Front Mudguard, complete with Stays and Bridge Pieces, B4 type	"	11 3
352b	Front Mudguard Stays	Model B 3 pair	2 0
353b	Front Mudguard Bridge Pieces	" "	1 3
353c	Rear Mud-guard only	B3 type,	8 3
353d	Rear Mudguard, complete with Stays and Bridge Pieces, B4	"	10 9
353e	Rear Mudguard, Stays only	B4 "	2 0
358f	Racing Carrier, without Tool Cases	B4 "	14 0
358g	Leg Shields, with Fittings (State for which Model)	pair	1 10 0
354b	Exhaust Pipe, with Expansion Chamber and Extension Pipe	"	1 7 6
355b	Front Portion of Exhaust Pipe only	"	11 6
356b	Crankcase Clip, for Front Portion	"	9
357b	Expansion Chamber, without Clips, etc.	"	11 6
358b	Extension Pipe for Expansion Chamber	"	4 0
359b	Chain Stay Clip, with Strap for Extension Pipe	"	1 3
360b	Magneto Shield	"	3 0
361b	Extension Pipe, with Clip, to convert the O.H.V. Exhaust to "Straight Through" Type	"	4 6
361c	Frame, complete	"	10 0 0
361d	Steering Collar for Frame Bull Head...	"	4 6
361e	Petrol Tank, with Oil Compartment (without Fittings)	"	2 17 6
361f	Petrol Tank, without Oil Compartment	"	2 17 6

Do not fail to quote Engine Number, stamped on side of Crank Case.

**OVERHEAD VALVE MODEL,
GEAR BOX AND CLUTCH PARTS.**

Any Part not enumerated below will be found on page 7.)

Serial No.	Description	Price
		£ s. d.
362b	Large Layshaft Gear Wheel	...
363b	Medium Layshaft Gear Wheel	...
364b	Small Layshaft Gear Wheel	...
365b	High Speed Dog Wheel, with Bush	...
366b	Low Speed Dog Wheel	...
367b	Sliding Dog Wheel	...
368b	Gear Box Shell, without Cover or Bearings	B4 Model
369b	Gear Box Shell, without Cover or Bearings	B3 1923
370b	Gear Box Shell, without Cover or Bearings	B3 1924
371b	Clutch Sliding Plate	B3 Model
372b	Clutch Sliding Plate	B4 Model
373b	Clutch Spring Nut	B3 Model
374b	Clutch Spring Nut	B4 Model

SPORTING MODEL, B5.

The undermentioned Parts are only suitable for the B5 Machine, and any other fitting for the B5 Model not enumerated here will be found in the preceding pages under their particular heading.

375b	Front Rim Brake, complete with Cable and Lever...	...	1 2 3
376b	Front Rim Brake Stirrup, with Shoes and Blocks	...	11 6
377b	Front Rim Brake Stirrup only	...	5 0
378b	Front Rim Brake Shoes and Blocks	pair	6 6
379b	Front Brake Blocks only	pair	1 0
380b	Front Brake Cable, Complete with Lever	...	9 9
381b	Front Brake Cable, Complete	...	4 0
382b	Inner Wire only for Cable	...	7
383b	Outer Casing for Cable	...	1 4
384b	Spring Box, Complete with Rod and Nipple for Cable	...	2 0
385b	Spring Forks, Complete	...	4 5 0
386b	Girder Portion only of Spring Forks	...	2 12 6
387b	Front Wheel, Complete, Without Tyre	...	1 17 6
388b	Front Wheel Hub, Complete	...	7 7
389b	Cones for Hub	pair	2 0
390b	Cups for Hub	"	10
391b	Hub Spindle	...	6
392b	Spindle Nuts	each	4
393b	Hub Lubricator	...	3
394b	Rim only	...	8 6
395b	Spokes, with Nipples	per Set	4 6
393b	Front Mudguard, with Stays and Bridge Brackets	...	11 3
397b	Bridge Brackets, with Pins for Stays	pair	1 3

Do not fail to quote Engine Number, stamped on side of Crank Case.

SPORTING MODEL. B5—Continued.

Serial No.		Price, £ s. d.
388b	Front Mudguard Stays only	... pair 2 0
399b	Rear Mudguard	... 6 6
400b	Rear Brake Drum Sprocket	... 1 10 0
401b	½ in. Bolts, with Nuts for Brake Drum Sprocket (3)	... 1 0 0
402b	Rear Wheel Spindle only	... 4 0 0
403b	Nuts for Spindle	... pair 8
404b	Rim only	... 8 6
405b	Spokes, with Nipples, for Rear Wheel. Long	... set 20 2 6
406b	Spokes, with Nipples, for Rear Wheel. Short	... set 20 2 0
407b	Rear Wheel, complete with Sprocket. (Less Tyre)	... 4 0 0
408b	Saddle	... 19 0

BINK'S. 2-JET CARBURETTOR

409b	Complete Carburettor, with Controls. No. 298, O.H.V. Model...	3 5 0
410b	Complete Carburettor, with Controls. No. 307, B, B1 & B5 Model	3 0 0
411b	Carburettor Body, including Jet Seat and Choke	1 0 0
412b	Pinch Bolt	8
418b	Float Chamber. Complete	15 0
414b	Lid, complete. Top Feed	5 0
415b	Float and Needle. Complete	5 0
418b	Float Chamber only	5 0
417b	Lid only	2 6
418b	Tickler Plunger	6
419b	Tickler Spring	3
420b	Filter for Petrol Pipe	1 0
421b	Petrol Pipe Nut	1 0
422b	Petrol Pipe Nipple	9
428b	Needle Valve Seat	1 6
424b	Float Chamber Holding Screw	1 6
425b	Throttle	2 6
426b	Air Plunger	2 6
427b	Spring for Throttle or Air Plunger	9
428b	Intake Tube	2 6
429b	Pilot Jet. (State size of Orifice)	1 0
430b	Main Jet	1 0
431b	Control Levers, complete	15 0
432b	Base	3 6
433b	Top Lever. Short	3 6
434b	Bottom Lever. Long	3 6
435b	Spring	8
436b	Cover Plate for Spring	1 0

Do not fail to quote Engine Number, stamped on side of Crank Case.

BINK'S. 2-JET CARBURETTOR—Continued.

Serial No.		Price, £ s. d.
437b	Central Screw	... 6
438b	Friction Washer	... 6
439b	Base Clamp	... 1 0
440b	Clamp Screws	... pair 6
441b	Jet Key	... 1 0

ACCESSORIES.

442b	Lucas E3 Dynamo Lighting Set, complete with all Fittings	... } Touring Model ... } Sporting Model	12 10 0 12 0 0
443b	Complete Set of Fittings (A.J.S.) for above Sets	... } Touring Model ... } Sporting Model	3 0 0 2 10 0
444b	E3 Dynamo Bracket only	...	7 8
445b	Whittle Driving Belt	...	7 8
446b	Cover for Driving Belt	...	18 6
447b	Dynamo Driving Pulley	...	1 6
448b	Large Driving Pulley on Engine Shaft	...	2 6
449b	E3 Dynamo only	...	4 5 0
450b	6 Volt Solo Accumulator, in Metal Case	...	2 10 0
451b	6 Volt Comb. Accumulator, in Metal Case	...	2 12 0
452b	6 Volt Solo Moulded Ebonite Accumulator, No. 612	...	1 10 0
458b	6 Volt Comb. Moulded Ebonite Accumulator, No. 612	...	1 12 6
454b	R45 Electric Head Lamp	...	1 15 0
455b	RS45 Electric Head Lamp, with Brackets	...	2 3 6
456b	R335S Electric Sidecar Lamp	...	12 6
457b	MT 110 Electric Tail Lamp	...	8 6
458b	No. 3, Electric Horn	...	1 5 6
459b	Benjamin Electric Horn	...	1 2 6
460b	Bulb for Sidecar or Tail Lamps	...	1 6
461b	Bulb for Head Lamp	...	3 6
462b	Bulb Case, with Clips. Without Bulbs	...	5 6
463b	Switchbox, complete with Band Clip. No. M6	...	1 12 6
464b	Junction Box	...	3 6
465b	5 m. Rubber Covered Cable	... per yard	6
466b	Lucas Acetylene Projector Set. No. 462	...	3 10 0
467b	Lucas Acetylene Projector Set. No. 341	...	2 5 0
468b	Lucas Acetylene Projector Set. No. 331	...	1 7 6
469b	Lucas Acetylene Sidecar Lamp Set. No. 354	...	1 2 6
470b	Lucas Acetylene Tail Lamp Set. No. 344	...	18 0
471b	Lucas Bulb Horn. No. 60 E.B.	...	15 6
472b	Lucas Bulb Horn. No. 63 E.B.	...	10 6

Do not fail to quote Engine Number, stamped on side of Crank Case.

LIGHTWEIGHT SIDECAR BODY AND CHASSIS PARTS.

Serial No.	Description	Price £ s. d.
473b	Touring Body only, fitted with Windscreen	8 15 0
474b	Aluminium Sporting Body only	10 15 0
475b	Touring Windscreen, Complete	1 10 0
476b	Sporting Windscreen, "	1 5 0
477b	Chassis, Complete with Road Wheel and Tyre	11 5 0
478b	Chassis Frame only, without Springs or Front Bent Arm	2 5 0
479b	Front Coil Springs, Complete with Cups	pair 3 6
480b	Cups only for Coil Springs	"
481b	Rear "C" 3-leaf Springs	"
482b	Fixing Plates, with Pins and Nuts, for Rear Springs	per Set 3 0
483b	Pin and Nut only for Fixing Plate	"
484b	Mudguard, Complete with Fittings	13 0
485b	Stay for Mudguard, with Nuts	1 3
485b	Bridge Brackets, with Pins and Nuts, for Mudguard	per Set (3) 2 6
487b	Wheel, Complete with Tyre	4 7 6
488b	Stub Axle, Complete with Cones and Lock Nuts	9 6
489b	Adjustable Cone, for Stub Axle	1 0
490b	Lock Washer, for Adjustable Cone	2
491b	Castellated Lock Nut, for Adjustable Cone	4
492b	Castellated Lock Nut, Locking Axle to Chassis	5
493b	Front Bent Arm, with Adjustable Clip	11 0
494b	Front Connection, Complete	4 6
495b	Front Connection Bolt, with Nuts and Washers	2 0
496b	Front Connection Clip only, with Pins	2 6
497b	Rear Connection, complete with Chain Stay Clip	11 6
493b	Rear Connection Chain Stay only, with Top Plate and Pins	7 0
499b	Rear Connection Platform Lug only	2 6
500b	Rear Connection Eyebolt, with Nut	1 3
501b	Bolt with Castellated Nut, for Rear Connection Eyebolt	9
502b	Torque Tube, complete with Eyebolts	12 6
503b	Chassis Eyebolt, with Nut for Torque Tube	1 3
504b	Seat Pillar Eyebolt, with Nut for Torque Tube	1 3
505b	Front Body Plate	6
506b	Rear Body Bar	7 6

Do not fail to quote Engine Number, stamped on side of Crank Case.

TOOLS.

Serial No.	Description	Price £ s. d.
507b	Oil Can	1 3
508b	Pliers	2 6
509b	Box Spanners	3 0
510b	Valve Cap Spanner	3 0
511b	Valve Lifter Hook	9
512b	Magneto Spanner	1 0
513b	Large Adjusting Spanner	5 4
514b	Large Open-ended Spanner	1 3
515b	Medium Open-ended Spanner	1 0
516b	Small Open-ended Spanner	9
517b	Valve Extractor. O.H.V. Model	3 6
518b	Turnbuckle Spanner "	1 6

BOX OF ASSORTED SPARE PARTS,

Suitable for B, B1 and B5 Machines ... 16.
Suitable for B3 and B4 Machines... ... 32.

Do not fail to quote Engine Number, stamped on side of Crank Case.