

ALL PRICES, EXCEPT THOSE
MARKED ✱, ARE SUBJECT TO
20% INCREASE.

SPARES LIST

for
1952
500 c.c. O·H·V
MATCHLESS
“SUPER CLUBMAN”
VERTICAL TWIN
(MODEL G9)



MATCHLESS
MOTOR CYCLES
PROPRIETORS: ASSOCIATED MOTOR CYCLES LIMITED
PLUMSTEAD - LONDON - S.E.18

★

Price :
TWO SHILLINGS and SIXPENCE

EDITION CL-23

ILLUSTRATIONS

	Page
CARBURETTER	13
CLUTCH AND KICK-STARTER	23
CONTROL LEVERS	34
CRANKCASE, CRANKSHAFT AND CONNECTING RODS	4
CYLINDERS, HEADS, PISTONS, VALVES AND TIMING GEAR	8
EXHAUST PIPES, SHOCK ABSORBER AND CHAINS	16
FRAME AND TELEDRAGLIC REAR LEG	25
FRONT TELEDRAGLIC FORKS AND STEERING DAMPER	28
GEARS AND SHAFTS	21
GEAR BOX SHELLS	18
OIL PUMPS, DYNAMO AND MAGNETO	11
STANDS, GUARDS, CHAINCASES AND TOOL BOXES	30
TANKS AND PIPES	36
WHEELS AND BRAKES... ..	38


ALWAYS QUOTE THE COMPLETE ENGINE NUMBER

(Including all the Letters in it)

THIS ENABLES US TO IDENTIFY THE MACHINE

EACH SERIES OF FRAMES IS NUMBERED FROM ZERO UPWARDS. THEREFORE THE QUOTATION OF A FRAME NUMBER ONLY DOES NOT PERMIT A MACHINE TO BE IDENTIFIED.

SPARES LIST



MATCHLESS "SUPER CLUBMAN"

VERTICAL TWIN

Bore 66 m.m.

Stroke 72.8 m.m.

Capacity 498 c.c.



Compiled and Issued by the Manufacturers :

MATCHLESS MOTOR CYCLES

(Proprietors : ASSOCIATED MOTOR CYCLES LIMITED)

Registered Offices :

PLUMSTEAD ROAD, PLUMSTEAD
LONDON, S.E.18 . ENGLAND

Nearest Station :

WOOLWICH ARSENAL
(Southern Region Railway)

Factories :

BURRAGE GROVE and MAXEY ROAD
PLUMSTEAD, S.E.18

Telegrams and Cables : "MATCHLESS, WOL-LONDON"

Telephone : WOOLWICH 1 2 2 3 (5 Lines)

Codes : A.B.C. 5th and 6th Edition ; Bentley's ; and Private Codes

All correspondence to :—

MATCHLESS MOTOR CYCLES, PLUMSTEAD ROAD, LONDON, S.E.18

Price : TWO SHILLINGS and SIXPENCE

EDITION CL-23

(1) TERMS OF BUSINESS.

Our terms are :— CASH WITH ORDER,
CASH AGAINST PRO-FORMA INVOICE, OR
APPROVED LEDGER ACCOUNT.

Customers who wish to avoid delay can open deposit accounts and the usual deposit is £5.

Orders from abroad should be accompanied by a remittance to cover the costs of goods and postal charges.

We do not send goods by "CASH ON DELIVERY" (C.O.D.).

(2) PRICES AND SPECIFICATIONS.

All prices, specifications and conditions are subject to alteration without notice. The prices of spares do not include the costs of packing and carriage.

(3) CARRIAGE AND PACKING.

All invoices for spare parts will be SURCHARGED by FIVE PER CENT. to cover the cost of packing and postage, or carriage, and the minimum surcharge is sixpence. (Home orders only.)

A special packing case, or crate, is required for some spares to ensure freedom from damage in transit. In such circumstances a special charge for the value of the case, or crate, will be made in addition to the five per cent. surcharge but the special charge will be credited in full if the container is promptly returned to our factory carriage paid and in good condition.

(4) HOW TO ORDER SPARES.

STATE :— (a) The Model of the machine.
(b) The complete engine number. (See paragraph 5.)
(c) The frame number. (See paragraph 5.)
(d) The part numbers of the spares required.
(e) A description of each spare.
(f) The quantity required of each item.
(g) How the spares are to be sent. (Post, Parcels Post, Passenger train or Goods train.
(h) Your full name and address. These particulars are best written in BLOCK LETTERS.
(i) Mention if, or not, you have an account with us.

ALSO :— Unless you have a deposit or ordinary account, enclose a remittance to cover the cost of the spares plus the five per cent. surcharge. (See paragraph 3.)

When cash is sent any excess will be refunded without prior application.

NOTE :— When sending orders by telegram or cable do not omit your name and address from the message.

(5) IDENTITY.

To ensure the supply of correct spares it is essential we can identify the machine or which they are required. The ONLY WAY to do that is for us to know the COMPLETE ENGINE and frame numbers.

The engine number is stamped on the crankcase, IN FRONT OF THE LEFT CYLINDER, and may have one or more letters incorporated in it. THE COMPLETE NUMBER MUST BE QUOTED.

The frame number is stamped on the right-hand side of the frame lug that is below the saddle.

(6) SERVICE.

The SERVICE AND REPAIR DEPARTMENT is situated in BURRAGE GROVE, PLUMSTEAD, LONDON, S.E.18, and is open on Mondays to Fridays from 8.30 a.m. to 12.55 p.m.—2 p.m. to 5.30 p.m. It is closed on Saturdays, Sundays and National Holidays.

It exists for the purpose of :—

- (a) Giving technical assistance verbally or through the Post.
- (b) Supplying spare parts over the counter or through the Post.
- (c) Repairing and re-conditioning machines, or parts of machines, of our make.

If it is considered necessary to bring a machine, or parts, to the factory for an urgent repair IT IS ESSENTIAL you make an appointment beforehand to avoid disappointment. This can be done by letter or telephone.

(7) REPAIRS.

The instructions regarding repairs should be clear and definite, otherwise the cost may be greater than that expected. We shall be pleased to give estimates for repairs if parts are sent to us for that purpose. If the estimate is accepted, no charge is made for the preliminary examination, but, should it be decided not to have the work carried out, it may be necessary to make a charge to cover the cost of whatever dismantling and re-assembly may have been done to prepare the estimate.

(8) REPAIRS TO PROPRIETARY FITTINGS.

We do not repair carburettors, chains, electrical equipment, saddles, sparking plugs, speedometers and tyres. On page 81 of the "**MAINTENANCE MANUAL AND INSTRUCTION BOOK**" will be found the names and addresses of the manufacturers of the proprietary equipment we fit, all of whom service and repair equipment they make.

(9) PATTERNS.

Parts sent to us as patterns, or for repair, should have attached to them a label bearing the sender's full name and address. The instructions regarding such parts should be sent under separate cover.

(10) GUARANTEE.

All parts made by us, and sold as spares, are subject to the same Limited Guarantee as that issued with each new motor cycle and that guarantee is printed in full on Page 86 of the "**MAINTENANCE MANUAL AND INSTRUCTION BOOK.**"

(11) INSTRUCTION BOOK.

A "**MAINTENANCE MANUAL AND INSTRUCTION BOOK**" (Edition CM-20) has been compiled and published by us.

It is an eighty-eight page book with thirty-four illustrations and one copy is supplied free, upon application, with each new motor cycle. Replacement copies are two shillings and sixpence each.

(12) CORRESPONDENCE.

Our routine is organised into different departments. Therefore delay cannot be avoided if matters relating to more than one department are contained in one letter.

Consequently when communicating with more than one department it is desirable to do so on **SEPARATE SHEETS**. Each sheet should bear the sender's name and address. **IN PARTICULAR** requests for **TECHNICAL ADVICE** should not be on the same sheets as **ORDERS FOR SPARE PARTS**

MATCHLESS MOTOR CYCLES,
PLUMSTEAD, LONDON, S.E.18.

NOTE

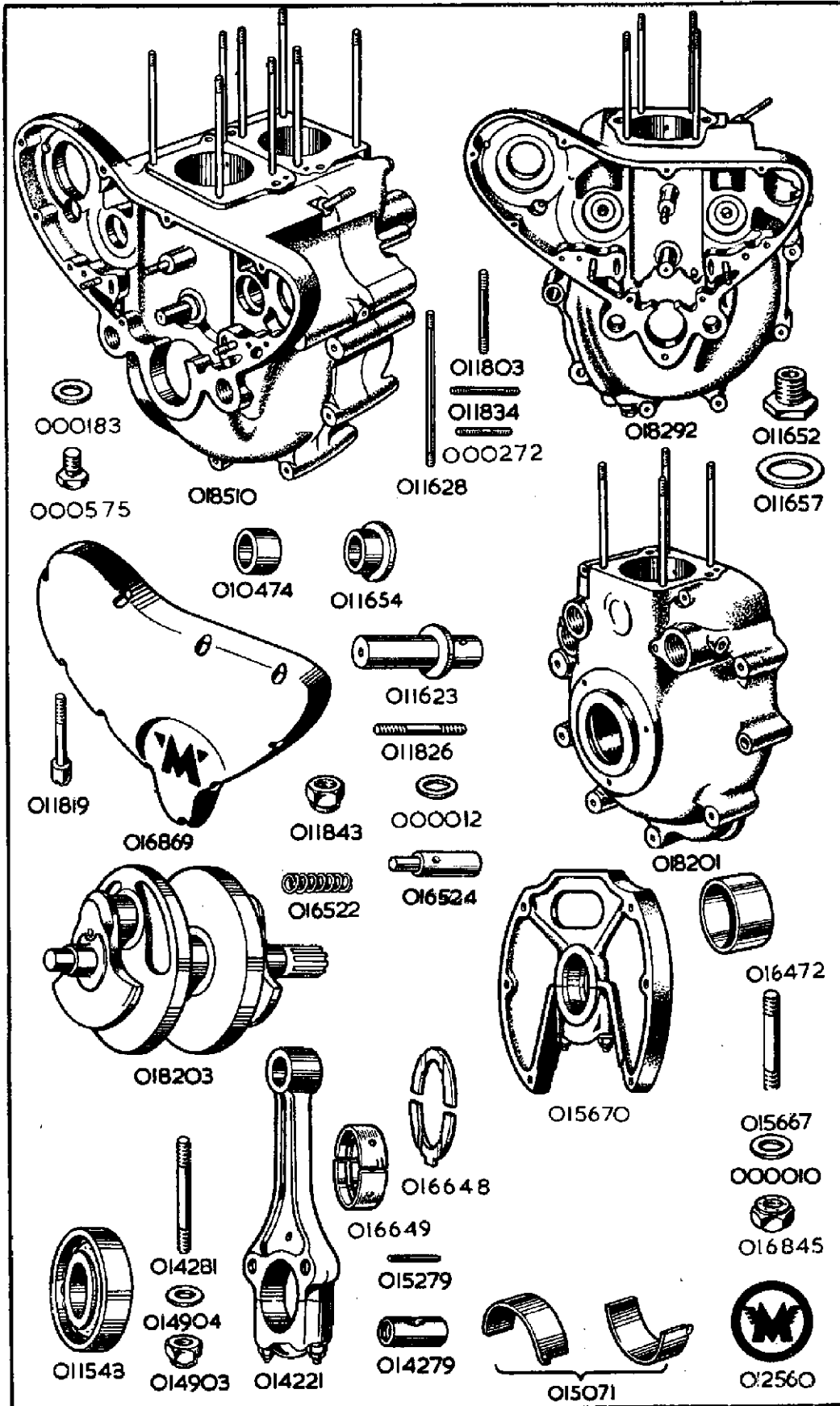
The numbers, in brackets, that appear in the "Description" columns relate to the numbered foot notes regarding items so specially indicated.

The quantities per machine of each item are entered in the "Qty." columns. "R" indicates as may be required.

The illustrations are not to scale and are not necessarily accurate in detail.

Some items are not illustrated.

**ALL PRICES, EXCEPT THOSE MARKED *,
ARE SUBJECT TO 20% INCREASE.**



This scan is explicit for non-commercial use and is not intended for financial or material gain by anyone

PART NUMBER	DESCRIPTION	QTY. OFF	PRICE EACH £ s. d.
CRANKCASE			
018510	... Crankcase, complete (1)	1	...
018201	... Crankcase, driving side only (2)	1	...
018292	... Crankcase, timing side only (3)	1	...
015670	... Web, centre, with cap, studs, washers and nuts (no bearing and thrust washers).....	1	...
016867	... Cover, for timing gear	1	...
012560	... Badge, monogram, for driving side crankcase	1	...
011826	... Stud, fixing centre web, $1\frac{1}{2}$ in. by $\frac{1}{4}$ in. by 26 and 20	6	...
000012	... Washer, plain, for centre web top fixing studs.....	2	...
000012	... Washer, plain, for centre web centre fixing studs	2	...
000012	... Washer, plain, for centre web bottom fixing studs	2	...
011843	... Nut, for centre web fixing studs	6	...
015667	... Stud, for centre web bearing cap, $2\frac{1}{8}$ ins. by $\frac{3}{8}$ in. by 20 and 20	2	...
000010	... Washer, plain, for centre web bearing cap stud	2	...
016845	... Nut, for centre web bearing cap stud.....	2	...
011628	... Stud, in driving side crankcase, for cylinder and head, $5\frac{7}{8}$ ins. by $\frac{5}{16}$ in. by 26 and 22.....	4	...
011628	... Stud, in timing side crankcase, for cylinder and head, $5\frac{7}{8}$ ins. by $\frac{5}{16}$ in. by 26 and 22.....	4	...
011834	... Stud, in timing side crankcase, for pump carrying plate, $1\frac{5}{8}$ in. by $\frac{5}{16}$ in. by 26 and 22	3	...
000272	... Stud, in timing side crankcase, for fixing magneto, $1\frac{1}{4}$ in. by $\frac{5}{16}$ in. by 26 and 22.....	2	...
011803	... Stud, in timing side crankcase, for dynamo strap, $1\frac{1}{8}$ in. by $\frac{1}{4}$ in. by 26 and 20.....	1	...
011623	... Shaft, in timing side crankcase, for intermediate gear	1	...
000575	... Plug, drain, for timing side crankcase	1	...
000183	... Washer, fibre, for crankcase drain plug	1	...
011819	... Screw, retaining timing gear cover	10	...
011652	... Adaptor, to accommodate oil feed and return pipe retaining banjo pins. (Screws into timing side crankcase)	2	...
011657	... Washer, fibre, for banjo pin adaptors.....	2	...
014917	... Union, to accommodate crankcase release valve pipe. (Screws into driving side crankcase)	1	...
000183	... Washer, fibre, for crankcase release valve pipe union	1	...
010474	... Bush, plain, for camshafts. (In driving side crankcase)	2	...
011654	... Bush, flanged, for camshafts. (In timing side crankcase)	4	...
016472	... Tunnel, for camshaft chamber (fits between crankcase halves)	2	...
011648	... Cap, in crankcase housing for inlet camshaft.....	1	...
011642	... Washer, fibre, for crankcase housing cap.....	1	...

1.—Includes:—Driving crankcase. Timing crankcase, centre web with studs (no bearing and washers). Bushes for camshafts. Cylinder studs. Shaft for intermediate gear. Studs for pump plate. Two magneto studs. Dynamo strap stud. Timing gear cover and screws. Monogram badge. Three bolts. One stud. Two nuts. Five washers.

2.—Includes:—Two camshaft bushes. Four cylinder studs. Six studs for centre web. (No badge.)

3.—Includes:—Four camshaft bushes. Four cylinder studs. Shaft for intermediate gear. Three studs for pump plate. Two studs for magneto. One stud for dynamo strap. (No timing gear cover and screws.)

WHEN IN DOUBT REGARDING THE NAMES AND PART NUMBERS OF THE PARTS YOU REQUIRE, PLEASE SEND THE OLD PARTS TO SERVE AS PATTERNS.

PART NUMBER	DESCRIPTION	QTY. OFF	PRICE EACH	
			£	s. d.

CRANKSHAFT, CONNECTING RODS AND BEARINGS

018203	... Crankshaft, plugged, but bare	1	...	
016649	... Bearing, plain, for centre bearing (in halves)	1	...	
016648	... Washer, thrust, for centre bearing.	2	...	
011543	... Bearing, roller, for crankshaft. (Parts of this bearing not sold separately), $1\frac{3}{8}$ in. internal, 3 ins. external, $1\frac{1}{8}$ in. wide. Manufacturers part number RLS-12 $\frac{1}{2}$	2	...	
014221	... Rod, connecting, assembly. (No big end bearing)	2	...	
014281	... Stud, for connecting rod, $2\frac{3}{8}$ ins. by $\frac{5}{16}$ in. by 26	4	...	
014279	... Trunnion, for connecting rod	4	...	
015279	... Rivet, locating connecting rod stud.....	4	...	
014904	... Washer, plain, for connecting rod stud	4	...	
014903	... Nut, for connecting rod stud	4	...	
015071	... Bearing, plain, for connecting rod. (Big-end) in halves ...per pair	2	...	

The following undersize bearings (in pairs) can be supplied. It is necessary to have the journals ground to suit.

016670	... Bearing, plain, for centre bearing, .010 in. Undersize	1	...	
015402	... Bearing, plain, for connecting rod, .010 in. Undersize.....	2	...	

CYLINDERS, PISTONS, HEADS AND VALVES

011713	... Cylinder	2	...	
011716	... Washer, paper, for cylinder base	2	...	
015518	... Piston, bare, normal size	2	...	
015803	... Piston, bare, .020 in. oversize	2	...	
018024	... Piston, bare, .040 in. oversize	2	...	
015804	... Piston, complete, normal size	2	...	
015805	... Piston, complete, .020 in. oversize	2	...	
018025	... Piston, complete, .040 in. oversize	2	...	

The above complete pistons include:—

*Piston, two compression rings, one scraper ring.
Gudgeon pin, two circlips for gudgeon pin.*

018297	... Ring, compression, chrome plated, normal size.....	2	...	
018298	... Ring, compression, chrome plated, .020 in. oversize.....	2	...	
018299	... Ring, compression, chrome plated, .040 in. oversize.....	2	...	
010631	... Ring, compression, normal size	2	...	
015522	... Ring, compression, .020 in. oversize	2	...	
016441	... Ring, compression, .040 in. oversize	2	...	
010632	... Ring, scraper, normal size	2	...	
015523	... Ring, scraper, .020 in. oversize.....	2	...	
016442	... Ring, scraper, .040 in. oversize.....	2	...	
011731	... Pin, gudgeon.....	2	...	
014283	... Circlip, for gudgeon pin.....	4	...	
016592	... Head, for cylinder, bare, left.....	1	...	
016593	... Head, for cylinder, bare, right	1	...	
018035	... Head, for cylinder, with valve guides, guide circlips and manifold studs, left	1	...	
018036	... Head, for cylinder, with valve guides, guide circlips and manifold studs, right	1	...	

BY USING GENUINE SPARES YOU ARE ASSURED THEY
WILL FIT ACCURATELY AND GIVE SATISFACTORY SERVICE

PART NUMBER	DESCRIPTION	QTY. OFF	PRICE EACH £ s. d.
-------------	-------------	----------	-----------------------

CYLINDERS, PISTONS, HEADS AND VALVES—continued.

011715	... Gasket, for cylinder head	2	...
014163	... Valve, inlet	2	...
014165	... Valve, exhaust	2	...
011770	... Spring, inner, for valve	4	...
011769	... Spring, outer for valve	4	...
014169	... Seat, for valve springs.....	4	...
014168	... Collar, for valve springs	4	...
014167	... Collet, for valve stems (in pairs)	4	...
014170	... Guide, for inlet valves	2	...
014171	... Guide, for exhaust valves	2	...
011111	... Circlip, locating valve guides.....	4	...
011635	... Nut, retaining cylinders and heads	8	...
011634	... Spacer, $\frac{3}{8}$ in. long for head retaining nuts.....	8	...
000011	... Washer, plain, for head retaining nuts.....	8	...
010625	... Stud, retaining inlet manifold, $1\frac{1}{8}$ in. by $\frac{1}{2}$ in. by 26 and 20	4	...
014352	... Bush, for rocker spindle.....	4	...

RE-BORING

Cylinders may be re-bored to .020 in. or .040 in. oversize and pistons (with rings) supplied to suit. The charge is £4 19s. 9d.* for the pair, with an additional 11s. 2d.* if new gudgeon pins and circlips are also supplied. Cylinders sent for re-boring should be packed in stout cases which will be used by us for their return. Carriage is additional.

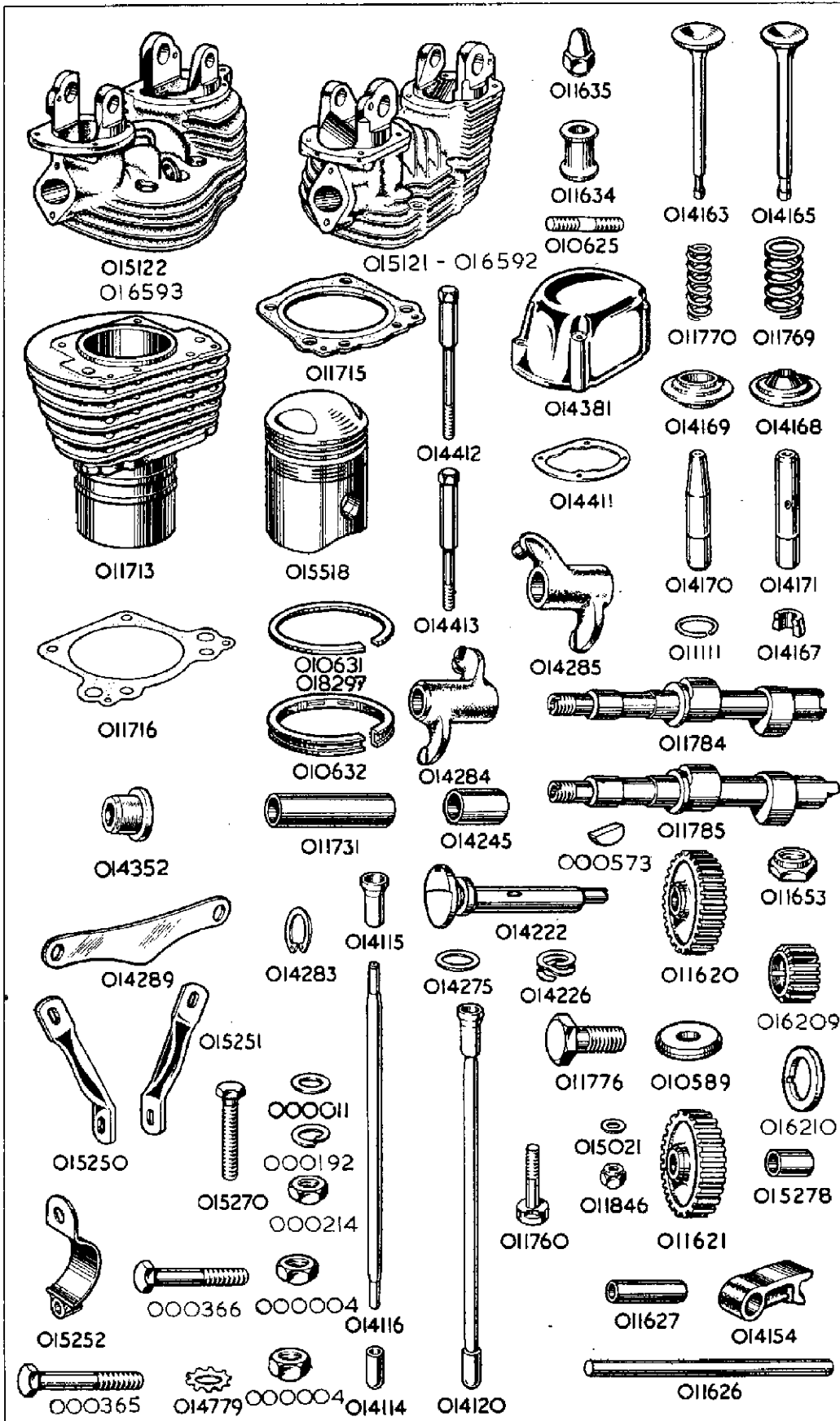
If a complete machine, or engine, is sent to us for cylinder re-boring, there will be an additional charge, according to the time taken, for dismantling and assembly.

TIMING GEAR

011784	... Camshaft, inlet.....	1	...
011785	... Camshaft, exhaust	1	...
011620	... Gear, on camshaft, 60 teeth	2	...
000573	... Key, locating camshaft gears.....	2	...
011653	... Nut, retaining camshaft gears	2	...
016209	... Pinion, on crankshaft, 30 teeth	1	...
016210	... Spacer, $\frac{7}{8}$ in. long, for crankshaft pinion	1	...
000573	... Key, locating crankshaft pinion.....	1	...
011776	... Bolt, retaining crankshaft pinion, threaded $\frac{1}{2}$ in. by 20	1	...
010589	... Washer, plain, for crankshaft pinion bolt	1	...
011621	... Gear, intermediate, with bush, 60 teeth	1	...
015278	... Bush, for intermediate gear	1	...
014154	... Follower, for camshaft	4	...
011626	... Spindle, for camshaft followers	2	...
011627	... Spacer, $1\frac{1}{8}$ in. long between camshaft followers	2	...

ROCKERS AND PUSH RODS

014284	... Rocker, with bushes (left inlet and right exhaust)	2	...
014285	... Rocker with bushes (right inlet and left exhaust)	2	...
014222	... Spindle for rockers	4	...
014226	... Washer, spring, double coil, for rocker spindle	4	...
014275	... Washer, plain, for either side of rocker spindle spring washer	8	...
014275	... Washer, plain, for clamping end of rocker spindle	4	...
011760	... Bolt, clamping rocker spindle. (Thread No. 2 B.A.)	4	...
015021	... Washer, plain, for rocker spindle clamping bolt	4	...
011846	... Nut, for rocker spindle clamping bolt	4	...
014245	... Bush, for rockers. (Two in each rocker)	8	...
014381	... Cover, for rockers	4	...
014411	... Gasket, for rocker covers	4	...
014412	... Bolt, short head, retaining rocker covers, 2 B.A. by $1\frac{1}{8}$ in. under head	8	...
014413	... Bolt, long head, retaining rocker covers, 2 B.A. by $1\frac{1}{8}$ in. under head	8	...
014120	... Rod, push, assembled with ends	4	...
014116	... Rod, push, bare	4	...
014115	... End, upper, for push rod	4	...
014114	... End, lower, for push rod	4	...



This scan is explicit for non-commercial use and is not intended for financial or material gain by anyone

PART NUMBER	DESCRIPTION	QTY. OFF	PRICE EACH		
			£	s.	d.

ENGINE STEADY STAY

015250	... Stay, engine steady, right side	1
015251	... Stay, engine steady, left side	1
015252	... Clip, half, only, on frame tube, for steady stay	2
000365	... Bolt, securing fronts of steady stay frame clips $1\frac{1}{8}$ in. by $\frac{5}{8}$ in. by 26	1
014779	... Washer, lock, for steady stay frame clip front bolt	1
000004	... Nut, for steady stay frame clip front bolt.....	1
000366	... Bolt, securing steady stays and frame clips, $1\frac{1}{2}$ in. by $\frac{5}{8}$ in. by 26 ...	1
000004	... Nut, for steady stays and frame clip securing bolt.....	1
014289	... Plate, tie, for cylinder heads and steady stays	1
015270	... Bolt, retaining steady stays and tie plate to head, $1\frac{1}{2}$ in. by $\frac{5}{8}$ in. by 22	2
000011	... Washer, plain, under heads of tie plate bolts.....	2
000192	... Washer, spring, for tie plate bolts.....	2
000214	... Nut, for tie plate bolts.....	2

OIL PUMPS

018037	... Oil pumps, complete, assembled on carrying plate (4)	1
015017	... Plate, carrying, oil pumps, bare (5)	1
011842	... Nut, securing pump carrying plate to timing side crankcase	3
000011	... Washer, plain, for pump carrying plate fixing nuts.....	3
000021	... Ball, $\frac{3}{8}$ in. steel, for return pump bleed valve.....	1
000701	... Spring, for return pump bleed valve ball.....	1
015001	... Screw, securing return pump bleed valve spring. (Grub screw $\frac{1}{2}$ in. long by $\frac{5}{16}$ in. by 22)	1
016137	... Gasket, oval, behind pump carrying plate	2
016138	... Gasket, round, behind pump carrying plate	1
015568	... Body, oil feed pump, for $\frac{1}{2}$ in. gears with $\frac{7}{16}$ in. shaft	1
015599	... Pin, dowel, for oil feed pump	2
015576	... Plate, front end, for oil pump feed body	1
015573	... Plate, back end, for oil pump feed body	1
011617	... Washer, paper, between oil feed pump and carrying plate.....	1
000453	... Screw, retaining oil feed pump to carrying plate. 1 in. by 2 B.A.	3
015579	... Gear, driving, for oil feed pump, $\frac{1}{2}$ in. wide. $\frac{7}{16}$ in. shaft	1
015580	... Gear, driven, for oil feed pump, $\frac{1}{2}$ in. wide. $\frac{7}{16}$ in. shaft	1
015567	... Body, oil return pump, for $\frac{3}{8}$ in. gears with $\frac{7}{16}$ in. shaft	1
015599	... Pin, dowel, for oil return pump	2
015576	... Plate, front end, for oil pump return body	1
015573	... Plate, back end, for oil pump return body	1
011617	... Washer, paper, between oil return pump and carrying plate	1
000453	... Screw, retaining oil return pump to carrying plate. 1 in. by 2 B.A.	3
015577	... Gear, driving, for oil return pump, $\frac{3}{8}$ in. wide. $\frac{7}{16}$ in. shaft	1
015578	... Gear, driven, for oil return pump, $\frac{3}{8}$ in. wide. $\frac{7}{16}$ in. shaft	1

NOTE 4.—Includes all the items listed above except the three 011842 and 000011 fixing nuts and washers.

NOTE 5.—Includes the 000021, 000701 and 015001 bleed valve ball, spring and retaining grub screw.

BEFORE ORDERING SPARES
PLEASE NOTE THE INFORMATION GIVEN ON PAGES
TWO AND THREE

PART NUMBER	DESCRIPTION	QTY. OFF	PRICE
			EACH £ s. d.

OIL FELT FILTER (IN ENGINE)

014235	... Filter, felt, for engine crankcase
018120	... Seat, for oil felt filter
014240	... Valve, relief, for oil felt filter
014241	... Spring, for oil felt filter relief valve
016179	... Cap, for felt filter housing (also accommodates oil non-return valve)
012116	... Washer, fibre, for filter housing cap
011645	... Ball, $\frac{3}{8}$ in. steel, for non-return valve
013564	... Spring, for non-return valve ball
013332	... Plug, screwed, retaining non-return valve spring
011642	... Washer, fibre, for non-return valve spring plug
015034	... Gasket, paper, for oil filter chamber (fits between the two crankcase halves)

OIL DISTRIBUTOR. (Driven by the left hand end of exhaust camshaft)

014246	... Distributor, oil
014247	... Cap, housing, for oil distributor
011642	... Washer, fibre, for oil distributor housing cap

OIL RELIEF VALVE. (Located in Timing side crankcase, close to oil feed pump) (only used on early 1952 models—Vertical Type)

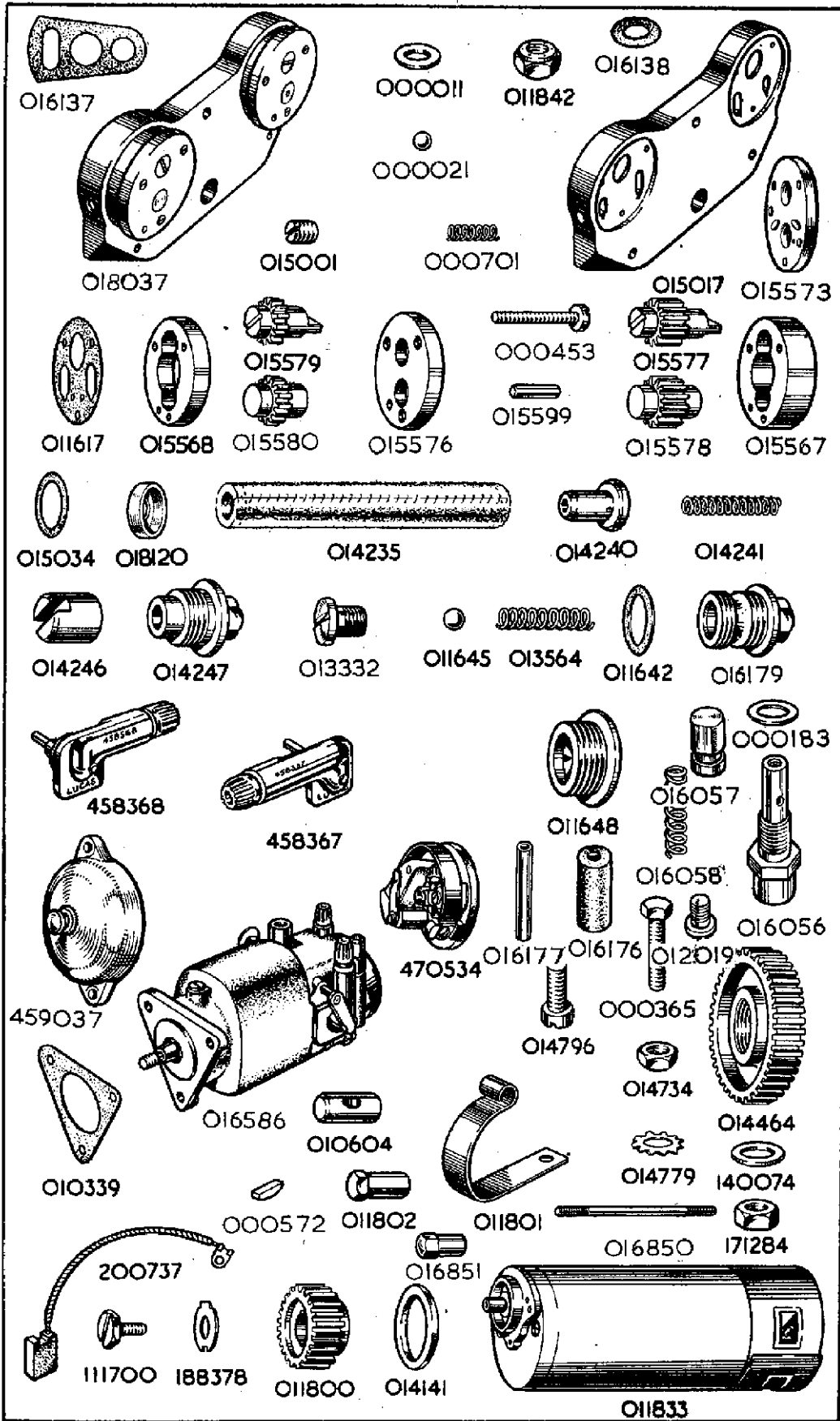
016056	... Body, for oil relief valve
000183	... Washer, fibre, for relief valve body
016057	... Piston, for oil relief valve body
016058	... Spring, for oil relief valve piston
012019	... Plug, retaining relief valve spring
000200	... Washer, fibre, for relief valve plug
016176	... Seal, rubber, for oil relief valve
016177	... Tube, metal centre, for relief valve rubber seal

OIL RELIEF VALVE. (Located in Timing side crankcase, close to oil feed pump). (Only used on late 1952 models—Horizontal type)

016524	... Piston, for oil relief valve.....		...
016522	... Spring, for oil relief valve piston.....		...

MAINTENANCE MANUAL EDITION CM-20 PRICE 2/6
IS THE APPROPRIATE MANUAL FOR THIS SPARES LIST

This scan is explicit for non-commercial use and is not intended for financial or material gain by anyone



This scan is explicit for non-commercial use and is not intended for financial or material gain by anyone

PART NUMBER	DESCRIPTION	QTY. OFF	PRICE
			EACH £ s. d.

CARBURETTER

014288	... Carburetter, complete (less wires and levers) Type 76AG/IAU	1	...
011633	... Manifold, inlet, bare (no studs). (The studs are listed with cylinder heads)	1	...
000012	... Washer, plain, for inlet manifold retaining studs	4	...
000005	... Nut, for inlet manifold retaining studs	4	...
011771	... Gasket, between inlet manifold and cylinder heads	2	...
016724	... Bolt, retaining carburettor to inlet manifold, $4\frac{7}{8}$ ins. by $\frac{5}{16}$ in. by 22	2	...
000011	... Washer, plain, for carburetter retaining bolts	2	...
000581	... Gasket, between carburetter and inlet manifold	1	...

FLOAT CHAMBER

64-192-B	... Chamber, float, bare	1	...
13-153	... Screw, plug, blocking passage in float chamber	1	...
14-039	... Washer, fibre, for float chamber passage plug screw	1	...
14-208	... Top, or cover, for float chamber	1	...
14-021	... Screw, locking float chamber top	1	...
14-015	... Float, bare	1	...
14-024	... Needle, for float	1	...
14-209	... Tickler, bare	1	...
14-210	... Stop, for tickler	1	...
14-032	... Spring, for tickler	1	...
14-289	... Cotter (split pin), for tickler	1	...
14-035	... Banjo, connection, for petrol pipe	1	...
14-175	... Washer, fibre, upper, for petrol banjo connection	1	...
14-037	... Washer, fibre, lower, for petrol banjo connection	1	...
14-036	... Nut, retaining banjo connection to float chamber	1	...

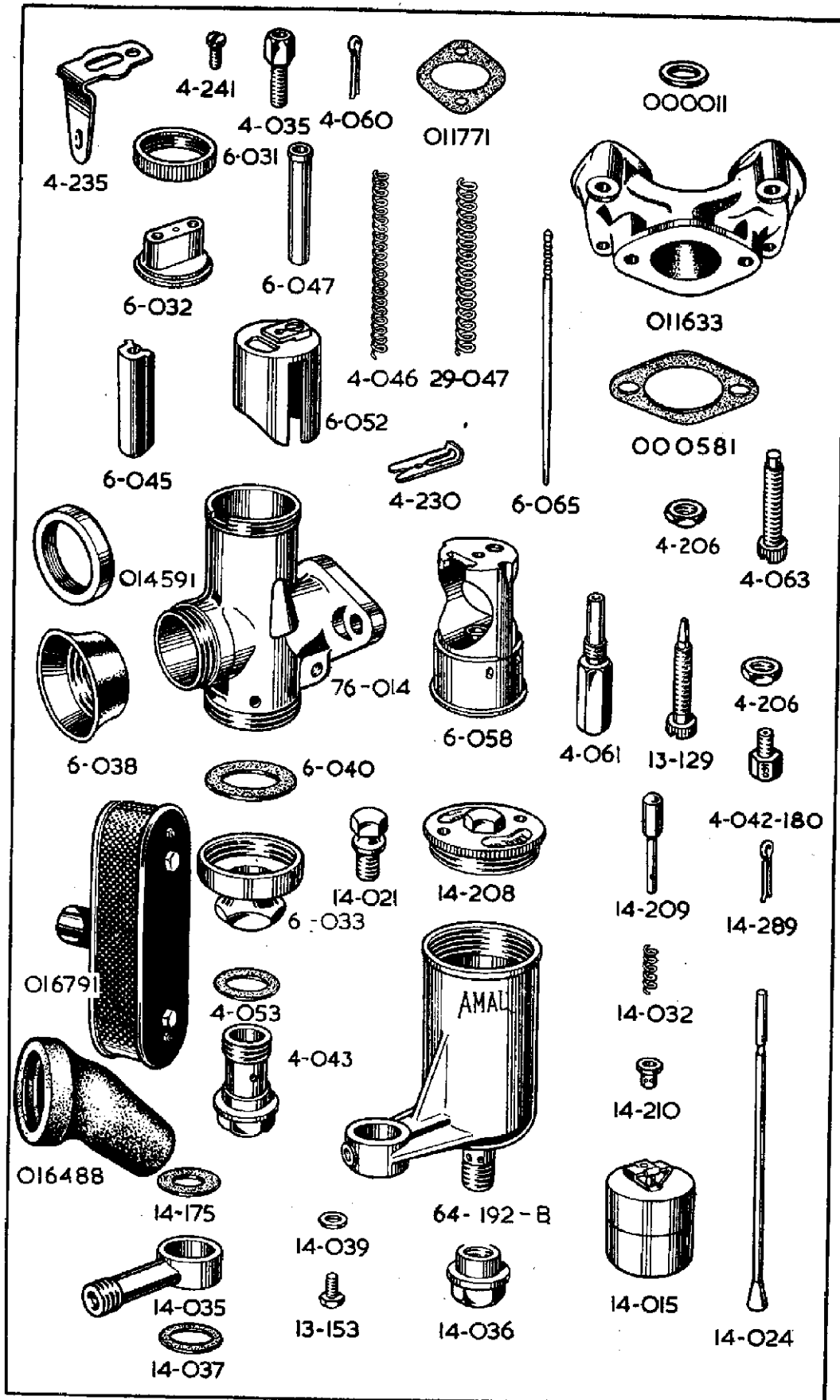
MIXING BODY

76-014	... Body, mixing, bare	1	...
6-033	... Nut, union, for base of mixing body	1	...
6-040	... Washer, fibre, for mixing body union nut	1	...
4-043	... Bolt holding float chamber to mixing body	1	...
4-053	... Washer, fibre, for float chamber holding bolt	2	...
6-038	... Intake, air	1	...
6-032	... Top, for mixing chamber	1	...
6-031	... Ring, fixing top to mixing chamber	1	...
4-235	... Clip, locking mixing chamber top fixing ring	1	...
4-241	... Screw, securing locking clip to mixing body top	1	...
4-035	... Adjuster, for control cable, throttle or air	2	...

CHOKE AND JETS

6-058	... Choke, or jet barrel	1	...
4-061	... Needle jet	1	...
4-042-180	... Jet, main, size 180	1	...
6-065	... Needle, taper, for needle jet	1	...
4-230	... Clip, for jet taper needle	1	...
4-060	... Pin, split, locating taper needle clip	1	...
13-129	... Screw, for pilot jet air adjustment	1	...
4-206	... Nut, lock, for pilot jet air screw	1	...
<i>The following alternative main jets can be supplied.</i>			
4-042-160	... Jet, main, size 160	1	...
4-042-170	... Jet, main, size 170	1	...
4-042-190	... Jet, main, size 190	1	...

BY USING GENUINE SPARES YOU ARE ASSURED THEY
WILL FIT ACCURATELY AND GIVE SATISFACTORY SERVICE



This scan is explicit for non-commercial use and is not intended for financial or material gain by anyone

PART NUMBER	DESCRIPTION	QTY. OFF	PRICE EACH £ s. d.
-------------	-------------	----------	-----------------------

VALVES (CARBURETTER)

6-052	... Valve, throttle, size 6/4
29-047	... Spring, for throttle valve
4-063	... Screw, stop, for throttle valve
4-206	... Nut, lock, for throttle valve stop screw
6-045	... Valve, air
6-047	... Guide, tubular, for air valve spring
4-046	... Spring, for air valve

AIR CLEANER. (This is optional extra equipment)

016791	... Cleaner, air	1	...
014591	... Adaptor, for air cleaner (screws on carburetter)	1	...
016488	... Sleeve, rubber, connecting air cleaner to carburetter adaptor	1	...
016983	... Set of air cleaner elements comprising filter element and two fabric end gaskets	1	...

When an air cleaner is fitted it is essential to:—

(a) Use an adaptor and connector in order to fit the cleaner to carburetter intake. (016791 does not include these.)

(b) Fit a smaller jet, viz., use jet 4-042-160 (size 160), price 8d.

MAGNETO

016586	... Magneto, complete, Type K2F (Lucas number 42230-A)	1	...
458367	... Pick-up, with brush and spring, right	1	...
458368	... Pick-up, with brush and spring, left	1	...
470534	... Contact breaker, complete	1	...
470609	... Contact set	1	...
459037	... Cover, for contact breaker with switch	1	...
010339	... Gasket, for magneto flange	1	...
000365	... Bolt, retaining magneto, $1\frac{1}{8}$ in. by $\frac{3}{8}$ in. by 26. For the two magneto retaining studs, see "Crankcase Group."	1	...
014779	... Washer, lock, for magneto retaining bolt and studs	3	...
014734	... Nut, for magneto retaining bolt and studs	3	...
014464	... Gear, on magneto shaft	1	...
140074	... Washer, plain, on magneto shaft	1	...
171284	... Nut, on magneto shaft, retaining magneto driving gear	1	...

DYNAMO

011833	... Dynamo, Type E3-L-R-0 (Lucas Number 20009-B)	1	...
200737	... Brush, for dynamo, set of two, per set	1	...
014141	... Gasket, between dynamo and crankcase	1	...
011801	... Strap, retaining dynamo to crankcase	1	...
014796	... Screw, retaining lower end of dynamo strap to crankcase, $\frac{7}{8}$ in. by $\frac{1}{2}$ in. by 20	1	...
000012	... Washer, plain, for dynamo strap retaining screw	1	...
010604	... Crosshead, in eye of dynamo retaining strap	1	...
011802	... Nut, tensioning dynamo strap. (The stud on which this nut screws, is listed with the crankcase parts)	1	...
000012	... Washer, plain, for dynamo strap tensioning nut	1	...
011800	... Gear on Dynamo shaft	1	...
000572	... Key, locating dynamo shaft gear	1	...
111700	... Bolt, retaining gear on dynamo shaft	1	...
188378	... Washer, lock, for dynamo gear retaining bolt	1	...
016850	... Stud, drawing dynamo to crankcase, and passing through timing cover, $2\frac{1}{2}$ ins. long by 2 B.A.	1	...
016851	... Nut, for dynamo draw stud	1	...

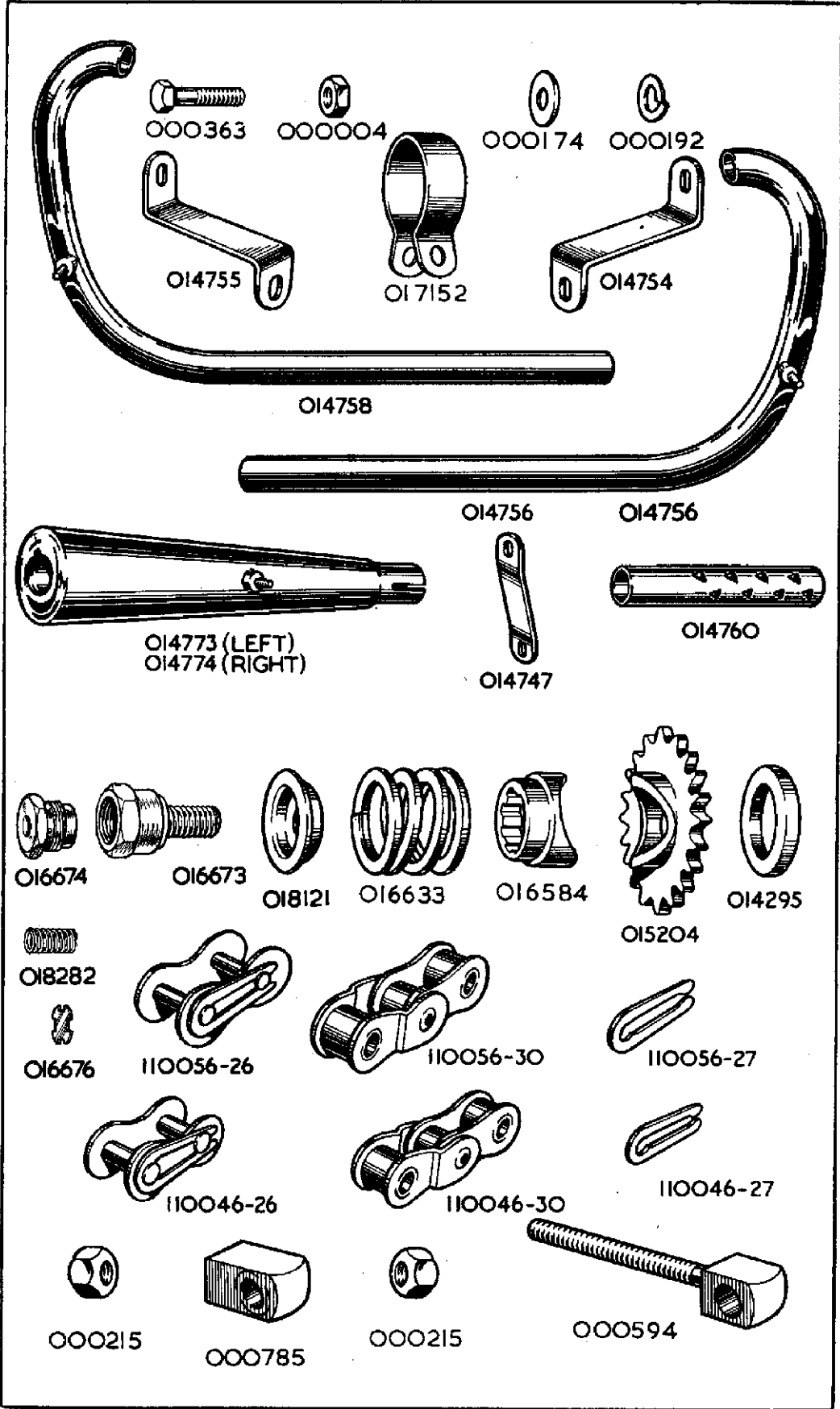
PART NUMBER	DESCRIPTION	QTY. OFF	PRICE EACH
			£ s. d.

CRANKCASE BOLTS, with engine plates and all bolts passing through same.

014292	... Bolt, clamping crankcase throat, $3\frac{1}{8}$ ins. by $\frac{5}{16}$ in. by 22. (These bolts pass through the driving side crankcase and thread into the timing side crankcase)	3	...
000011	... Washer, plain, for 014292 crankcase bolts	3	...
013944	... Plate, engine front, right side	1	...
013943	... Plate, engine front, left side	1	...
014736	... Stud, passing through crankcase and upper holes in engine, front plates, 5 ins. by $\frac{5}{16}$ in. by 26. (This stud also supports the stays for the exhaust pipes)	1	...
000174	... Washer, plain, for 014736 engine plate stud	2	...
000192	... Washer, spring, for 014736 engine plate stud	2	...
000004	... Nut, for 014736 engine plate stud	2	...
000278	... Stud, passing through crankcase and lower holes in engine front plates, $4\frac{1}{8}$ ins. by $\frac{5}{16}$ in. by 26	1	...
000011	... Washer, plain, for 000278 engine plate stud	2	...
000004	... Nut, for 000278 engine plate stud	2	...
000277	... Stud, passing through crankcase at bottom, $4\frac{3}{8}$ ins. by $\frac{5}{16}$ in. by 26	1	...
000011	... Washer, plain, for 000277 crankcase stud	2	...
000004	... Nut for 000277 crankcase stud	2	...
000303	... Stud, passing through front of main frame and top of engine front plate, $4\frac{1}{2}$ ins. by $\frac{3}{8}$ in. by 26	1	...
000010	... Washer, plain, for 000303 frame stud	2	...
000003	... Nut, for 000303 frame stud	2	...
014911	... Stud, passing through main frame front tube bottom lug, the crankcase, and the front ends of the rear frame rails, $5\frac{1}{8}$ ins. by $\frac{5}{16}$ in. by 26	1	...
000011	... Washer, plain, for 014911 frame stud	2	...
000004	... Nut, for 014911 frame stud	2	...
018014	... Plate, engine, rear	2	...
000278	... Stud, passing through top of engine rear plates and the crankcase, $4\frac{1}{8}$ ins. by $\frac{5}{16}$ in. by 26	1	...
000278	... Stud, passing through bottom of engine rear plates and the crankcase, $4\frac{1}{8}$ ins. by $\frac{5}{16}$ in. by 26	1	...
000011	... Washer, plain, for 000278 studs (two per stud)	4	...
000004	... Nut, for 000278 studs (two per stud)	4	...
000316	... Stud, passing through engine rear plates, rear of crankcase, and centre of front chaincase, $7\frac{7}{8}$ ins. by $\frac{7}{16}$ in. by 26. (Stud should be fitted so that the longer thread is on left-hand side of machine)	1	...
014084	... Spacer, $1\frac{1}{8}$ in. long, on 000316 stud, between back of front chaincase and crankcase	1	...
017142	... Spacer, $\frac{7}{8}$ in. long, on 000316 stud, inside front chaincase	1	...
000220	... Nut, thin, on 000316 stud, inside front chaincase	1	...
000009	... Washer, plain, for 000316 stud	2	...
000166	... Washer, plain, thin, on 000316 stud	1	...
000002	... Nut, for 000316 stud	2	...
000303	... Stud, passing through top of engine, rear plates, lower end of main frame seat tube and rear fork bridge, $4\frac{1}{2}$ ins. by $\frac{3}{8}$ in. by 26	1	...
000003	... Nut, for 000303 stud	2	...
000278	... Stud, passing through rear fork bridge and back ends of engine rear plates, $4\frac{1}{8}$ ins. by $\frac{5}{16}$ in. by 26 (The front chain adjusting eye bolt block screws on the right-hand end of this stud.)	1	...
000011	... Washer, plain, for 000278 stud	1	...
000004	... Nut, for 000278 stud	1	...

For the bolt stud passing through the top and bottom of the gear box and the engine rear plates, see " Gear Box Fixing Bolts ".

For the footrest rod, which passes through the bottoms of the engine rear plates and the frame rails, see " Footrests ".



This scan is explicit for non-commercial use and is not intended for financial or material gain by anyone

PART NUMBER	DESCRIPTION	QTY. OFF	PRICE EACH		
			£	s.	d.

GASKETS

We supply engine gaskets, either as separate spares, or in complete sets.

Single gaskets, are listed in the groups to which they belong.

Gaskets in complete sets are listed below

015870	... Complete gasket set for vertical twin engine	1	...
015869	... Decarbonising gasket set for vertical twin engine	1	...

Each complete gasket set contains:—

- 1—000183 Washer, fibre, for crankcase, drain plug.
- 1—000183 Washer, fibre, for crankcase, release valve pipe union.
- 1—000183 Washer, fibre, for oil relief, valve plug.
- 1—011642 Washer, fibre, for engine filter housing cap.
- 1—011642 Washer, fibre, for oil distributor housing cap.
- 1—011642 Washer, fibre, for crankcase release valve housing cap.
- 2—011657 Washer, fibre, for banjo pin adaptors in crankcase
- 1—000581 Gasket, between carburetter and inlet manifold.
- 2—011617 Washer, paper, for oil pump bodies.
- 2—011716 Washer, paper, for cylinder bases.
- 1—015034 Washer, paper, for oil filter chamber.
- 1—010339 Gasket, between magneto and crankcase.
- 2—011715 Gasket, for cylinder head.
- 2—011771 Gasket, between inlet manifold and cylinder head.
- 1—014141 Gasket, between dynamo and crankcase.
- 4—014411 Gasket, for rocker covers.
- 2—016137 Gasket, oval, behind pump carrying plate.
- 1—016138 Gasket, round, behind pump carrying plate.

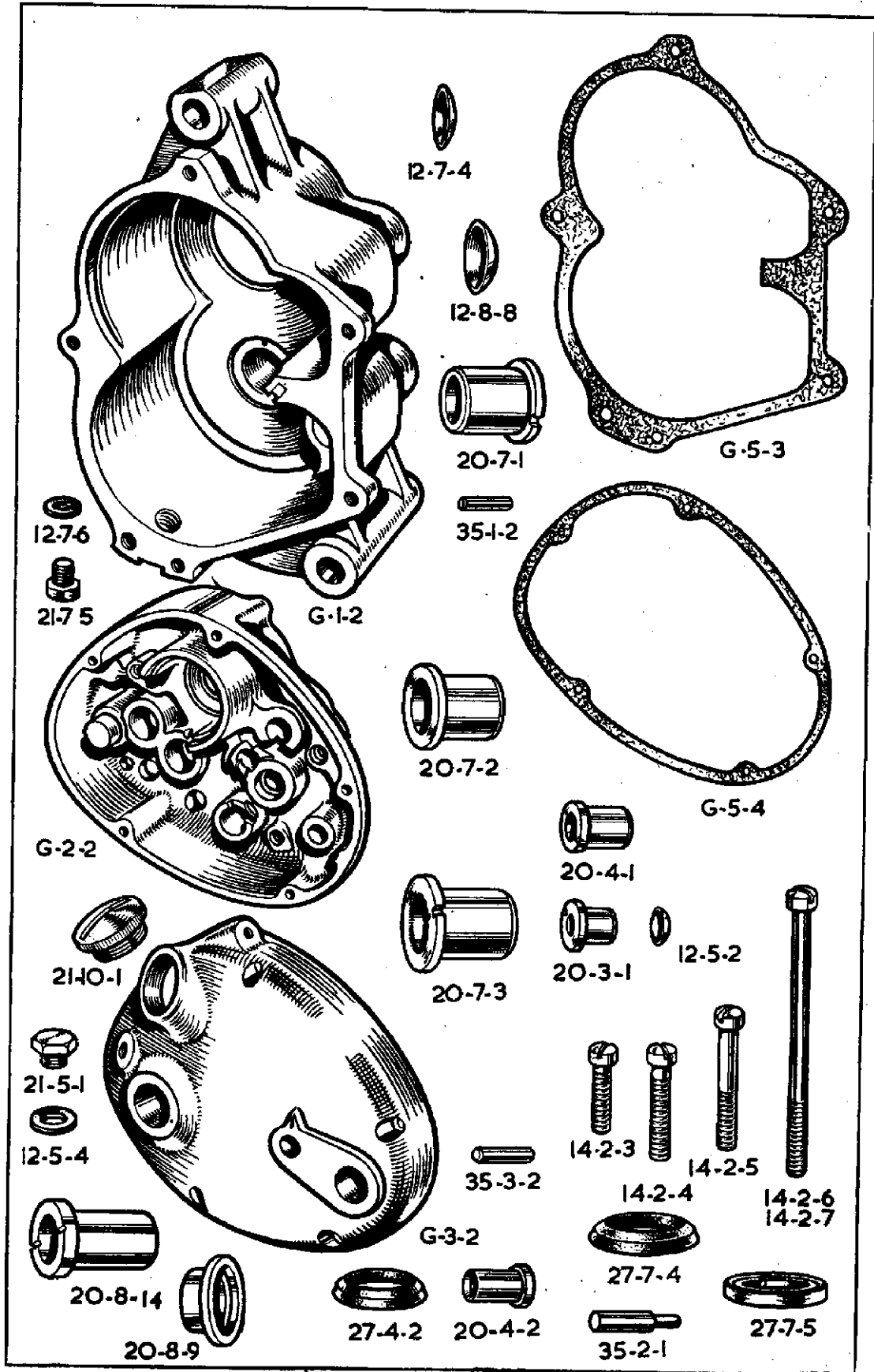
Each decarbonising gasket set includes:—

- 2—011715 Gasket, for cylinder heads.
- 4—014411 Gasket, for rocker covers.
- 2—011771 Gasket, between inlet manifold and cylinder heads.
- 1—000581 Gasket, between carburetter and inlet manifold
- 2—011716 Washer, paper, for cylinder bases.

EXHAUST PIPES AND SILENCERS

014756	... Pipe, exhaust, bare, left side	1	...
014758	... Pipe, exhaust, bare, right side	1	...
014760	... Baffle, for exhaust pipe	2	...
014754	... Stay, for exhaust pipe, left side	1	...
014755	... Stay, for exhaust pipe, right side	1	...
000004	... Nut, fixing exhaust pipe to stay	2	...
000174	... Washer, plain, for exhaust pipe fixing nut	2	...
014773	... Silencer, bare, left side	1	...
014774	... Silencer, bare, right side	1	...
017152	... Clip, clamping silencer to pipe	2	...
000363	... Bolt, for silencer clip, $\frac{3}{8}$ in. by $\frac{5}{16}$ in. by 26	2	...
000174	... Washer, plain, for silencer clip bolt	2	...
000004	... Nut, for silencer, clip bolt	2	...
014747	... Stay, for silencer	2	...
000004	... Nut, fixing silencer to stay	2	...
000174	... Washer, plain, for silencer to stay fixing nut	2	...
000192	... Washer, spring, for silencer to stay fixing nut	2	...
000004	... Nut, fixing silencer stay to frame rail	2	...
000174	... Washer, plain, for silencer stay to frame rail nut	2	...
000192	... Washer, spring, for silencer stay to frame rail nut	2	...

**ALWAYS INCLUDE ALL THE LETTERS
WHEN QUOTING THE ENGINE NUMBER**



This scan is explicit for non-commercial use and is not intended for financial or material gain by anyone

PART NUMBER	DESCRIPTION	QTY. OFF	PRICE EACH
			£ s. d.

ENGINE SPROCKETS (and Crankcase Release Valve)

015203	... Sprocket engine, bare, 19 teeth
015204	... Sprocket, engine, bare, 20 teeth. (This is the standard sprocket)
014294	... Sprocket, engine, bare, 21 teeth
014295	... Spacer (collar), $\frac{3}{8}$ in. wide, for engine sprocket
016584	... Cam, engine shock absorber
016633	... Spring, engine shock absorber
018121	... Cap, for engine shock absorber spring
016673	... Bolt, locking shock absorber assembly, threaded $\frac{1}{2}$ in. by 20. (Also houses crankcase release valve).....		...
016676	... Diaphragm, for crankcase release valve.....		...
018282	... Spring, for crankcase release valve diaphragm.....		...
016674	... Plug, retaining crankcase release valve. (Screws into bolt 016673)

CHAINS

017298	... Chain, front, 66 links, $\frac{1}{2}$ in. by 305 in.
017375	... Chain, rear, 96 links, $\frac{5}{8}$ in. by 380 in.
110046-26	... Link, connecting, for $\frac{1}{2}$ in. chains	R	...
110056-26	... Link, connecting, for $\frac{5}{8}$ in. chains	R	...
110046-30	... Link, cranked, double, for $\frac{1}{2}$ in. chains	R	...
110056-30	... Link, cranked, double, for $\frac{5}{8}$ in. chains	R	...
110046-27	... Clip, spring, for 110046-26 connecting links ($\frac{1}{2}$ in.)	R	...
110056-27	... Clip, spring, for 110056-26 connecting links ($\frac{5}{8}$ in.)	R	...

The prices of front and rear chains include spring connecting links and these are also included in the number of links per chain.

We do not sell odd lengths of chains.

GEAR BOX

016709	... Gear, box complete, with clutch and with kick-starter and gear control levers	★
--------	---	--	-----	---

★ Price on application.

GEAR BOX FIXING PARTS

010957	... Bolt, gearbox top fixing, $5\frac{3}{8}$ ins. by $\frac{7}{16}$ in. by 26.....		...
000318	... Stud, gearbox bottom fixing, $4\frac{3}{8}$ ins. by $\frac{7}{16}$ in. by 26.....		...
012999	... Spacer, $\frac{7}{8}$ in. wide, on top bolt, outside right.....		...
000002	... Nut, for gearbox top fixing bolt.....		...
000002	... Nut, for gearbox bottom fixing stud.....		...
000009	... Washer, plain, for top fixing bolt, left side.....	2	...
000594	... Eye-bolt, for front chain adjustment.....		...
000215	... Nut, for front chain adjustment eye-bolt.....	2	...
000785	... Block, crosshead, for front chain adjustment eye-bolt. (This threads on the right hand end of 000278 stud that passes through the rear of the engine rear plates and the top of the rear fork bridge)

GEAR BOX SHELL

G-1-2	... Shell, gearbox, bare.....		...
21-7-5	... Plug, drain, for gearbox shell.....		...
12-7-6	... Washer, fibre, for gearbox shell drain plug.....		...
12-7-4	... Cap, in shell, covering bore for selector spindles.....	2	...
35-3-2	... Pin, dowel, locating, kick-starter case on gearbox shell.....		...
G-2-2	... Case, kick-starter
G-5-3	... Washer, paper, between shell and kick-starter case.....		...

PART NUMBER	DESCRIPTION	QTY. OFF	PRICE EACH £ s. d.
-------------	-------------	----------	-----------------------

GEAR BOX SHELL—continued.

G-3-2	... Cover, for kick-starter case.....	1	...
G-5-4	... Washer, paper, between kick-starter case and cover.....	1	...
28-12-19	... Piece, locating, between kick-starter case and cover.....	1	...
35-1-1	... Pin, dowel, locating fixed cam-plate in kick-starter case.....	2	...
21-10-1	... Cap, filler, for kick-starter case cover.....	1	...
21-5-1	... Plug, oil level, in kick-starter case cover.....	1	...
12-5-4	... Washer, fibre, for oil level plug.....	1	...
35-2-1	... Pin, anchor, in cover, for kick-starter spring.....	1	...
14-2-3	... Screw, $\frac{7}{8}$ in. under head.....	1	...
14-2-4	... Screw, $1\frac{1}{8}$ in. under head.....	3	...
14-2-5	... Screw, $1\frac{3}{8}$ in. under head.....	2	...
14-2-6	... Screw, $2\frac{7}{8}$ ins. under head.....	1	...
14-2-7	... Screw, $3\frac{1}{8}$ ins. under head.....	1	...

Above screws have cheese heads and are threaded $\frac{1}{4}$ in. Whit.

SHAFTS AND GEARS

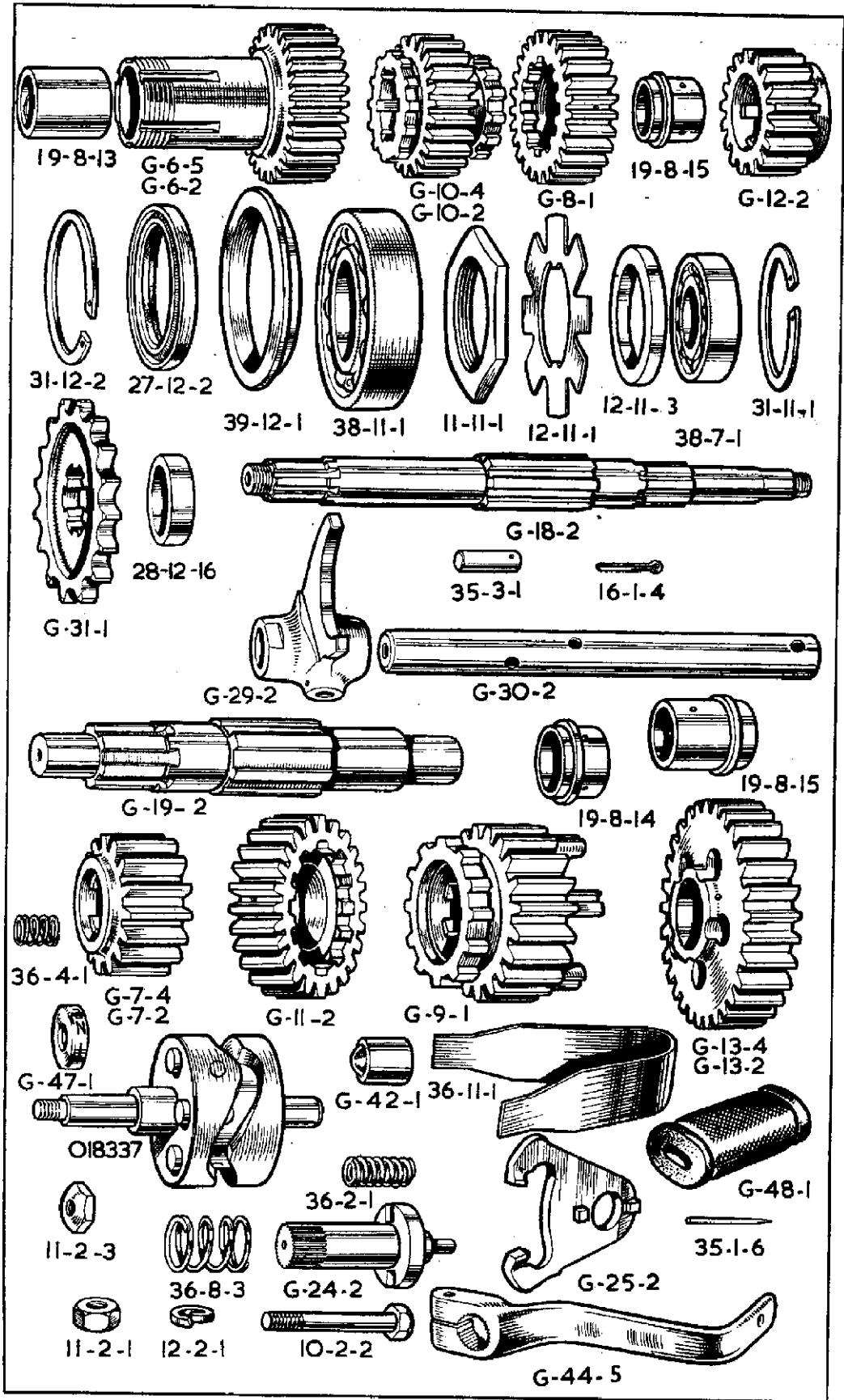
G-18-2	... Mainshaft, for gearbox	1	...
G-19-2	... Layshaft, for gearbox	1	...
G-6-2	... Gear, driving, mainshaft, with bushes, 28 teeth	1	...
G-12-2	... Gear, first, mainshaft, 17 teeth.....	1	...
G-10-2	... Gear, second, mainshaft, 22 teeth	1	...
G-8-1	... Gear, third, mainshaft, 25 teeth	1	...
G-7-2	... Pinion, on layshaft, 18 teeth	1	...
G-13-2	... Gear, first, layshaft, with bush, 29 teeth.....	1	...
G-11-2	... Gear, second, layshaft, with bush, 24 teeth	1	...
G-9-1	... Gear, third, layshaft, 21 teeth	1	...
19-8-13	... Bush, for mainshaft driving gear	2	...
19-8-15	... Bush, for mainshaft third gear	1	...
19-8-15	... Bush, for layshaft second gear	1	...
19-8-14	... Bush, for layshaft first gear	1	...

GEARBOX BEARINGS, CAPS AND OIL-SEALS

38-11-1	... Bearing, ball, $1\frac{3}{32}$ in. by 62 mm. by 16 mm. for driving gear on mainshaft	1	...
27-12-2	... Oil-seal, for driving gear bearing	1	...
39-12-1	... Housing, for driving gear bearing oil-seal	1	...
31-12-2	... Ring, split, retaining driving gear bearing	1	...
38-7-1	... Bearing, ball 17 mm. by 40 mm. by 12 mm. for mainshaft (kick-starter end)	1	...
12-11-3	... Spacer, $\frac{1}{4}$ in. wide, for mainshaft ball bearing	2	...
31-11-1	... Ring, split, retaining mainshaft ball bearing	1	...
20-7-1	... Bush, for layshaft (clutch end) (-843 in. long)	1	...
35-1-2	... Pin, dowel, locating layshaft bush.....	1	...
12-8-8	... Cap, in shell, covering bore, for layshaft	1	...
20-7-3	... Bush, for layshaft (kick-starter end) (-779 in. long)	1	...
35-1-2	... Pin, dowel, locating layshaft bush	1	...
20-7-2	... Bush, in kick-starter case, for kick-starter spindle	1	...
20-8-14	... Bush, in cover, for kick-starter spindle	1	...
27-7-5	... Oil-seal, in cover bush, for kick-starter spindle	1	...
20-4-1	... Bush, in kick-starter case, for cam spindle	1	...
20-4-2	... Bush, kick-starter case cover	1	...
27-4-2	... Oil-seal, in cover bush, for cam spindle	1	...
20-3-1	... Bush, in kick-starter case, for control quadrant spindle	1	...
12-5-2	... Cap, in kick-starter case, covering bore for control quadrant spindle	1	...
20-8-9	... Bush, in cover, for control quadrant spindle	1	...
27-7-4	... Oil-seal, in cover bush, for control quadrant spindle	1	...

GEARBOX SMALL SPROCKET

G-31-1	... Sprocket, gearbox, 16 teeth by $\frac{5}{8}$ in. by 380 in.....	1	...
28-12-16	... Collar, spacing, gearbox sprocket, -435 in. wide.....	1	...
12-11-1	... Washer, lock, for gearbox sprocket nut.....	1	...
11-11-1	... Nut, fixing gearbox sprocket to driving gear.....	1	...



This scan is explicit for non-commercial use and is not intended for financial or material gain by anyone

PART NUMBER	DESCRIPTION	QTY. OFF	PRICE EACH		
			£	s.	d.

GEAR OPERATING PARTS

G-30-2	... Spindle, for selector forks.....	2
G-29-2	... Fork, for gear selection.....	2
35-3-1	... Peg, for selector spindles.....	4
16-1-4	... Pin, cotter, for selector spindle pegs.....	4
018337	... Cam, assembly.....	1

The cam assembly comprises:—

- 1—G-27-2 Spindle.
- 1—G-28-1 Cam.
- 3—35-2-4 Pegs.
- 1—35-2-2 Locating pegs.
- 2—35-1-4 Cam stop pegs.

(Above parts not sold as separate spares)

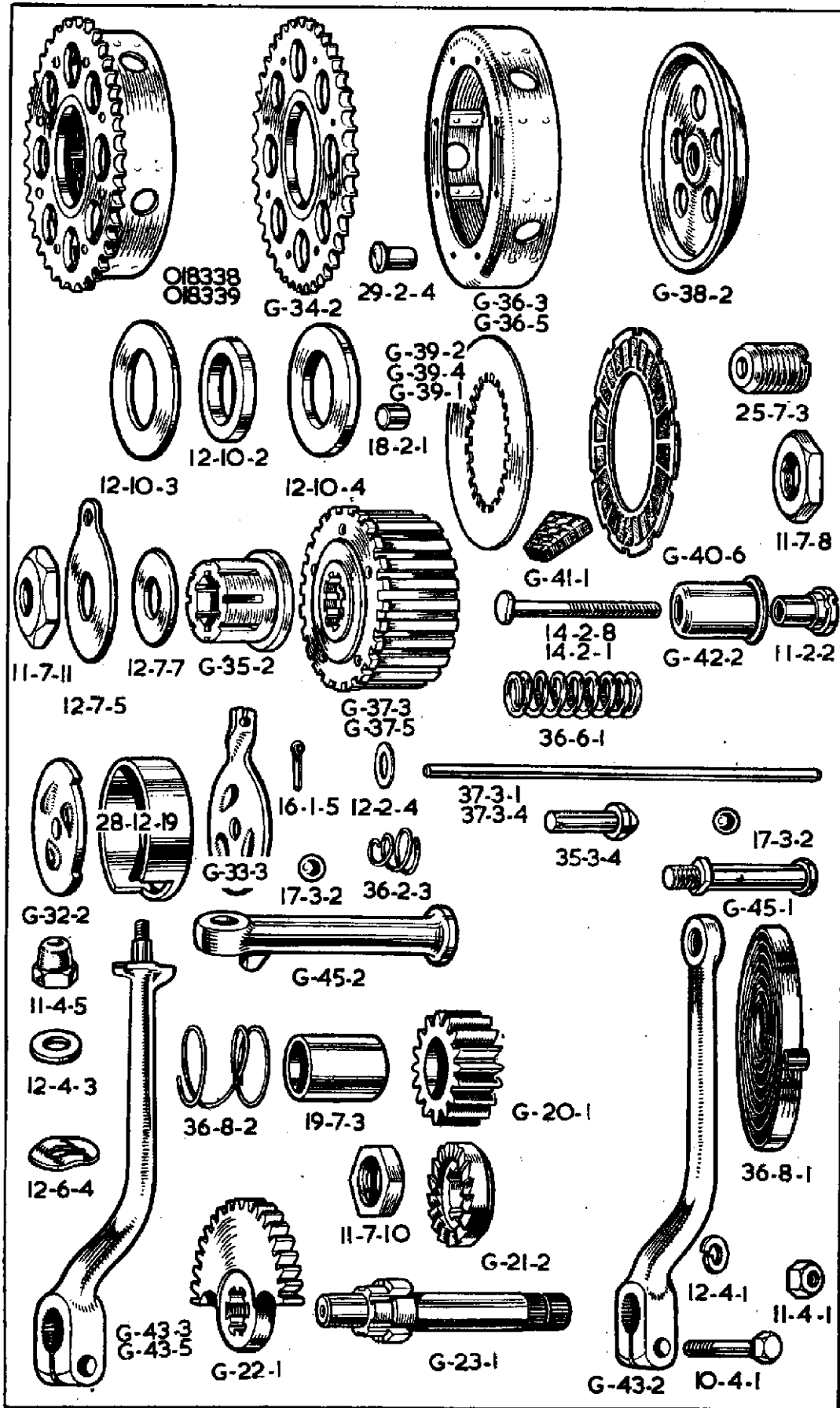
G-42-1	... Plunger, locating cam assembly.....	1
36-2-1	... Spring, for cam assembly locating plunger.....	1
G-25-2	... Quadrant, for control spindle.....	1
35-2-6	... Peg, quadrant drive.....	1
G-24-2	... Spindle, for gear control quadrant.....	1
36-11-1	... Spring, primary, for control quadrant.....	1
36-8-3	... Spring, secondary, for control quadrant.....	1
G-47-1	... Indicator.....	1
36-4-1	... Spring under indicator.....	1
11-2-3	... Nut, retaining indicator.....	1
G-44-5	... Lever, foot, for gear control.....	1
G-48-1	... Pad, rubber, for gear foot lever.....	1
35-1-6	... Pin, fixing gear foot lever rubber pad.....	1
10-2-2	... Bolt, clamping gear foot lever.....	1
12-2-1	... Washer, spring, for gear foot lever bolt.....	1
11-2-1	... Nut, for gear foot lever bolt.....	1

CLUTCH

G-36-3	... Case, for five plate clutch.....	1
29-2-4	... Rivet, for clutch case and chainwheel.....	8
G-34-2	... Chainwheel, 40 teeth by $\frac{1}{2}$ in. by .305 in.....	1
018339	... Case and chainwheel, assembled (five plate).....	1
G-35-2	... Sleeve, for mainshaft.....	1
12-10-2	... Race, roller, for clutch bearing chainwheel.....	1
18-2-1	... Rollers, for chainwheel bearing.....	price per set of 24
12-10-3	... Washer, thin, chainwheel bearing.....	1
12-10-4	... Washer, thick, chainwheel bearing.....	1
G-37-3	... Centre, for five plate clutch.....	1
12-7-7	... Washer, plain, for centre retaining nut.....	1
12-7-5	... Washer, lock, for centre retaining nut.....	1
11-7-11	... Nut, retaining clutch centre.....	1
G-39-4	... Plate, clutch, plain, steel.....	6
G-40-6	... Plate, clutch, friction, with inserts.....	5
G-41-1	... Inserts, fabric, for friction plate.....	price per dozen 120
G-38-2	... Plate, clutch, spring pressure.....	1
25-7-3	... Cup thrust, for spring pressure plate.....	1
11-7-8	... Nut, lock, for pressure plate thrust cup.....	1
14-2-8	... Stud, for clutch spring, 2 ins. long (five plate clutch).....	5
36-6-1	... Spring, for clutch.....	5
G-42-2	... Cup, for clutch spring.....	5
11-2-2	... Nut, adjusting, for clutch spring.....	5

CLUTCH OPERATING PARTS

37-3-1	... Rod, thrust, $10\frac{3}{8}$ ins. long (five plate clutch).....	1
17-3-2	... Ball, $\frac{3}{16}$ in., steel, for clutch thrust rod.....	1
G-32-2	... Cam-plate, fixed, actuating clutch.....	1
G-33-3	... Cam-plate, moving, actuating clutch.....	1
35-3-4	... Dowel, thrust (passes through both cam-plates).....	1
12-2-4	... Washer, plain, for cam-plate dowel.....	1
36-2-3	... Spring, for cam-plate dowel.....	1
16-1-5	... Pin, split, for cam-plate dowel.....	1
17-3-2	... Ball, $\frac{3}{16}$ in., steel, for cam-plates.....	3



This scan is explicit for non-commercial use and is not intended for financial or material gain by anyone

PART NUMBER	DESCRIPTION	QTY. OFF	PRICE
			EACH £ s. d.

KICK-STARTER

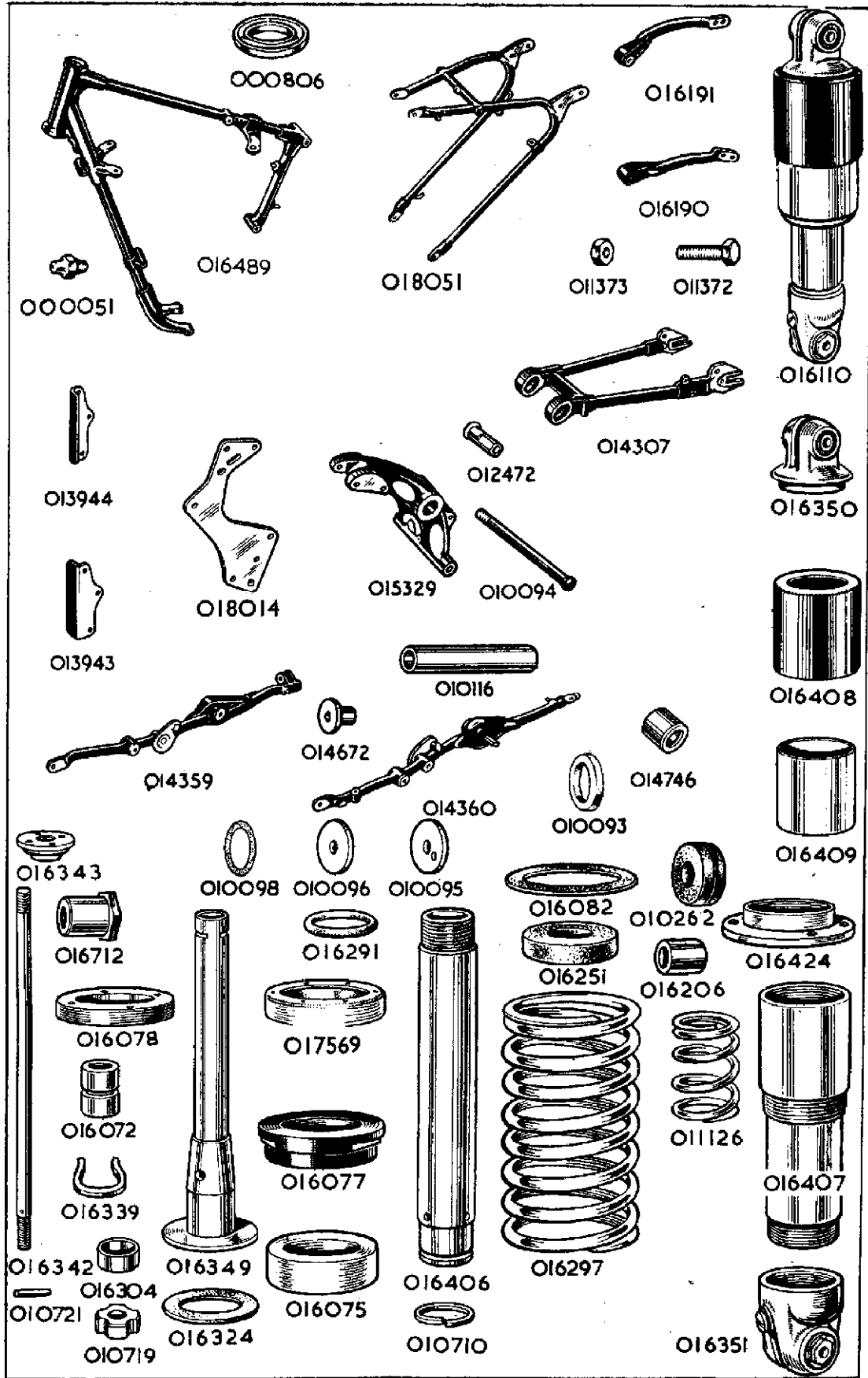
G-21-2	... Ratchet, driving, kick-starter.....	1	...
G-20-1	... Pinion, ratchet, kick-starter.....	1	...
19-7-3	... Bush, kick-starter ratchet pinion.....	1	...
36-8-2	... Spring, kick-starter ratchet pinion.....	1	...
11-7-10	... Nut, retaining ratchet driver to mainshaft.....	1	...
G-23-1	... Spindle, for kick-starter quadrant.....	1	...
G-22-1	... Quadrant, for kick-starter.....	1	...
018340	... Kick-starter quadrant and spindle assembled.....	1	...
36-8-1	... Spring, return, for kick-starter foot lever.....	1	...
G-43-2	... Lever, foot, kick-starter, bare.....	1	...
G-45-1	... Pin, pedal, rigid, for kick-starter lever.....	1	...
10-4-1	... Bolt, clamping, kick-starter foot lever to spindle.....	1	...
12-4-1	... Washer, spring, for foot lever clamping bolt.....	1	...
11-4-1	... Nut, for foot lever clamping bolt.....	1	...

FRONT FRAME

016489	... Frame, front portion only, bare	1	...
000806	... Race, ball, for frame head lug.....	2	...
000072	... Balls, $\frac{3}{8}$ in. diameter, for steering head, per set of	56	...
000051	... Nipple, grease, for frame head lug.....	1	...
014478	... Stud, for seat lug (below saddle), $4\frac{7}{8}$ ins. by $\frac{1}{2}$ in. by 26.....	1	...
000008	... Washer, plain, for seat lug stud	2	...
000001	... Nut, for seat lug stud.....	2	...
000015	... Screw, securing earth wires (screws into end of stud 014478) $\frac{3}{8}$ in. by 3 B.A.	1	...
000185	... Washer, plain, for STD.15 earth wire screw	1	...

REAR FRAME

014359	... Rail, frame, right side.....	1	...
014360	... Rail, frame, left side	1	...
018051	... Loop, rear frame	1	...
014512	... Stud, for rear loop at bottom, 12 ins. by $\frac{7}{8}$ in. by 26. (Also passes through rear fork bridge and both frame rails).....	1	...
000002	... Nut, for rear loop bottom stud	2	...
000009	... Washer, plain, for rear loop bottom stud	2	...
016190	... Tube, supporting rear of rear mudguard, right side.....	1	...
016191	... Tube, supporting rear of rear mudguard, left side	1	...
000343	... Bolt, fixing mudguard support tube to frame loop, $1\frac{1}{2}$ in. by $\frac{1}{2}$ in. by 26	4	...
<p><i>If a carrier is fitted the above 000343 bolts are discarded and 000342 bolts ($1\frac{1}{8}$ in. long) used in the carrier front position and 000344 bolts ($\frac{3}{4}$ in. long) used in the rear position.</i></p>			
000012	... Washer, plain, for mudguard support tube bolt	4	...
000191	... Washer, spring, for mudguard support tube bolt	4	...
000005	... Nut, for mudguard support tube bolt	4	...
015329	... Bridge, for rear fork (includes bushes and studs for centre stand spring clip)	1	...
014672	... Bush, for rear fork bridge	2	...
000250	... Stud, for rear fork bridge $\frac{3}{4}$ in. by 2 B.A.	2	...
016768	... Stud, $1\frac{1}{8}$ in. by $\frac{7}{8}$ in. by 26 by 26, for oil tank, battery carrier and air cleaner retention	3	...
000174	... Washer, plain, for 016768 stud	3	...
000004	... Nut, for 016768 stud	3	...



This scan is explicit for non-commercial use and is not intended for financial or material gain by anyone

PART NUMBER	DESCRIPTION	QTY. OFF	PRICE EACH		
			£	s.	d.

REAR FORK

014307	... Fork, rear	1
011372	... Pin, chain, adjusting, for right fork end	1
011373	... Nut, lock, for chain adjusting pin	1
014746	... Sleeve, assembly (bushed)	2
010116	... Tube	1
010095	... Cap, for rear fork bearing, right side	1
010096	... Cap, for rear fork bearing, left side	1
010093	... Washer, felt, for rear fork bearing	2
010098	... Gasket, for rear fork bearing caps	2
010094	... Spoke, for rear fork bearing (central tie bolt)	1
012472	... Nipple, for rear fork bearing spoke	1
000485	... Screw, plug, for oil, in end cap, $\frac{1}{4}$ in. by $\frac{1}{4}$ in. by 26	1
000203	... Washer, fibre, for oil plug screw	1

TELEDRAULIC REAR LEG

016110	... Leg, TELEDRAULIC, rear complete assembly (no fixing bolts, washers and nuts)	2
016350	... Pivot, top, assembled (this assembly includes the next three items)	2
016059	... Pivot, top, bare	2
010262	... Bush, rubber, for top pivot	4
016206	... Spacer, for top pivot rubber bush	4
016351	... Pivot, bottom, assembled (this assembly includes the next five items)	2
016060	... Pivot, bottom, bare	2
010262	... Bush, rubber, for bottom pivot	4
016206	... Spacer, for bottom pivot rubber bush	2
016712	... Nut, with sleeve, for bottom pivot bolt	2
016873	... Washer, plain, for 016712 sleeve nut	2
016406	... Tube, inner (fits in top pivot recess)	2
016291	... Ring, sealing inner tube at top	2
016075	... Bush, lower end of inner tube	2
010710	... Circlip, retaining inner tube bush	2
016407	... Tube, outer (screws into bottom pivot)	2
016324	... Washer, sealing lower end of outer tube	4
016077	... Bush, for outer tube	2
017569	... Oil-seal, between inner and outer tubes	2
016078	... Collar, retaining oil-seal	2
016349	... Tube, for damper	2
016072	... Sleeve, plunger, for damper rod	2
016339	... Clip, locating plunger sleeve	2
016342	... Rod, for damper	2
016343	... Collar, for top end of damper rod	2
000074	... Nut, locking collar top-end of damper rod	2
016304	... Valve, for damper	2
010721	... Pin, stop, for damper valve	2
010719	... Seat, for damper valve	2
000005	... Nut, retaining damper seat to damper rod	2
011126	... Spring buffer	2
016297	... Spring, main	2
016082	... Washer, leather, at both ends of main spring	4
016408	... Tube, outer, covering top end of main spring	2
016409	... Tube, outer, covering bottom end of main spring	2
016424	... Nut, retaining bottom outer cover tube	2
016251	... Buffer, for TELEDRAULIC Leg	2
016205	... Bolt, fixing top pivot, $3\frac{1}{8}$ ins. by $\frac{3}{8}$ in. by 26	2
000010	... Washer, plain, for top pivot bolt	4
000003	... Nut for top pivot bolt	3
016359	... Bolt, fixing bottom pivot, $2\frac{1}{2}$ ins. by $\frac{3}{8}$ in. by 26	2
000010	... Washer, plain, for bottom pivot bolt	4

BEFORE ORDERING
PLEASE NOTE THE INFORMATION GIVEN ON PAGES
TWO AND THREE

PART NUMBER	DESCRIPTION	QTY. OFF	PRICE EACH		
			£	s.	d.

FORK ASSEMBLIES

The following fork assemblies are complete and include ball races for the fork crown and top head lug (but not the two frame ball races).

018330	... Fork, assembly (TELEDRAULIC Front Fork, Solo)	1	...
018333	... Fork, assembly (TELEDRAULIC Front Fork, Sidecar)	1	...

For ease of servicing, the inner tube unit and damper unit are listed and supplied as separate assemblies. This enables a complete assembly to be exchanged in minimum time. The units are listed below.

018325	... Front fork inner tube assembly, Solo.....	2	...
018327	... Front fork inner tube assembly, Sidecar.....	2	...

The above assemblies comprise:—

Inner tubes with rubber buffers, bushes and circlips, top bolts with washers and sealing rings, slider extensions with oil seals, fork springs and washers.

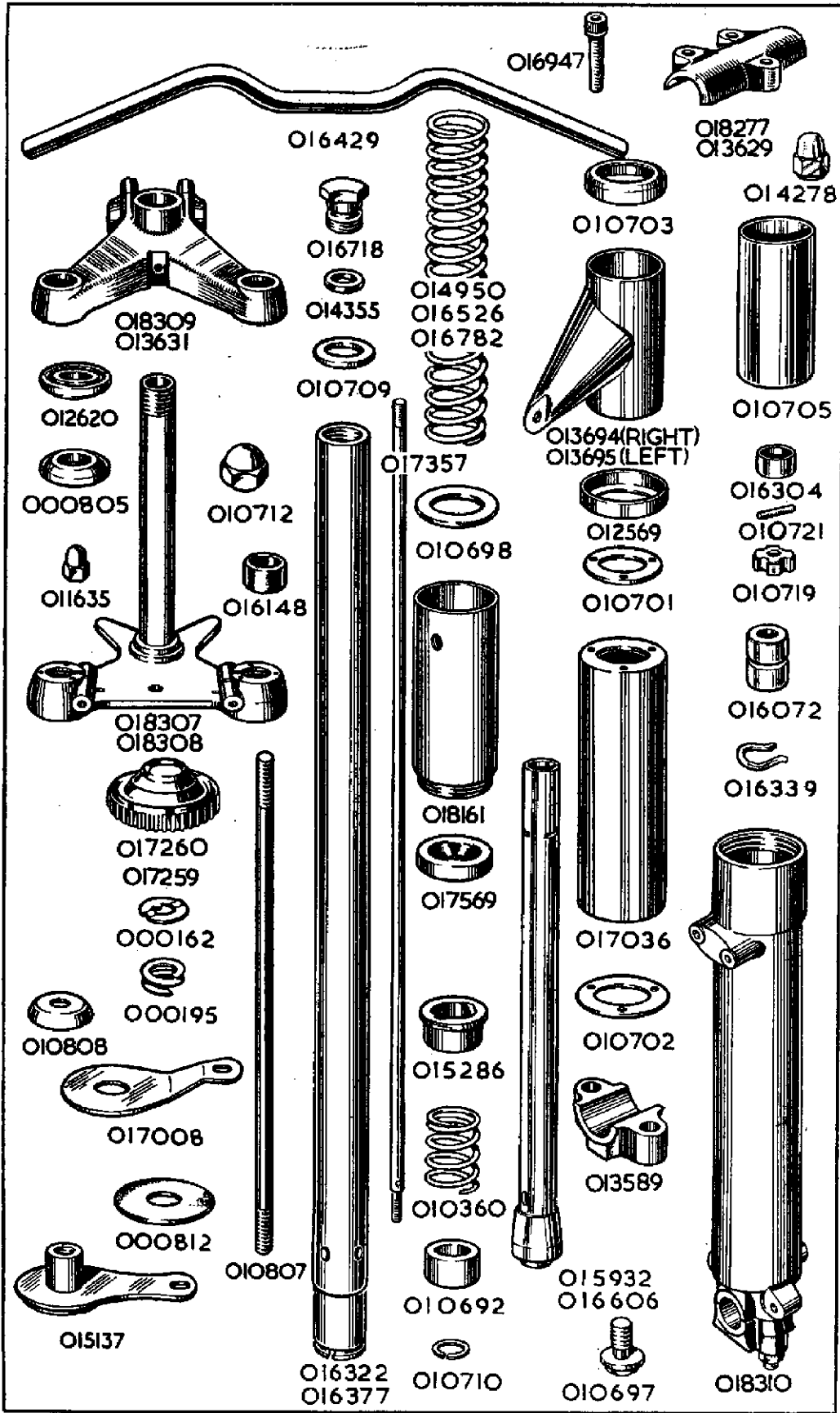
018328	... Front fork damper assembly.....	2	...
--------	-------------------------------------	---	-----

The above assembly comprises:—

Rod and two nuts, damper tube with valve, seat and pin, sleeve and clip and bottom fixing bolt with washer.

FRONT FORK

018307	... Crown, assembly, comprising crown, stem and circlip (these parts not sold separately), and two 016320 studs	1	...
000805	... Race, ball, for fork crown	1	...
016320	... Stud, pinch, for fork crown, 2 ins. by $\frac{5}{16}$ in. by 26	2	...
000011	... Washer, plain, for fork crown pinch stud.....	2	...
011635	... Nut, for fork crown pinch stud	2	...
018309	... Lug, for handlebar and steering head	1	...
012620	... Race, ball, for handlebar lug	1	...
000051	... Nipple, grease, for handlebar lug.....	1	...
000236	... Nut, adjusting, for fork crown stem.....	1	...
010712	... Nut, lock (domed), for fork crown stem	1	...
016322	... Tube, fork, inner.....	2	...
016148	... Buffer, rubber, for fork inner tube	6	...
010692	... Bush, bottom, for fork inner tube.....	2	...
010710	... Circlip, for fork inner tube bush.....	2	...
016718	... Bolt, top, for fork inner tube	2	...
014355	... Ring, sealing, for fork inner tube top bolt	2	...
010709	... Washer, plain, for fork inner tube top bolt	2	...
018310	... Slider, fork, with cap, studs and nuts, left and right	2	...
013589	... Cap, for fork slider	2	...
010713	... Stud, securing fork slider cap, $1\frac{1}{8}$ in. by $\frac{5}{16}$ in. by 26 and 22.....	4	...
000011	... Washer, plain, for fork slider cap stud	4	...
000004	... Nut, for fork slider cap stud.....	4	...
018161	... Extension, for fork slider	2	...
015286	... Bush, plastic, for fork inner tube	2	...
017569	... Oil-seal, for fork inner tube (rubber).....	2	...
010718	... Oil-seal, for fork inner tube (alternative to 017569 and made of leather)	2	...
014297	... Washer, under oil-seal (must only be used under leather oil-seal 010718)	2	...
016526	... Spring, main, for front fork, solo	2	...
016782	... Spring, main, for front fork, sidecar	2	...
010360	... Spring, buffer, for front fork.....	2	...
010698	... Washer, leather, fork spring seating	4	...
013694	... Tube, fork cover, top, right, with lamp lug	1	...
013695	... Tube, fork cover, top, left, with lamp lug	1	...
010703	... Cap, for top of fork top cover tubes	2	...
012569	... Cap, for bottom of fork top cover tube	2	...
010701	... Plate, threaded, locating top cover tube.....	2	...
017036	... Tube fork cover, bottom.....	2	...
010702	... Plate, plain, locating bottom cover tube.....	2	...
010716	... Screw, retaining both locating plates, $1\frac{1}{8}$ in. by 3 B.A.....	6	...
000485	... Screw, plug, oil drain, for fork slider, $\frac{1}{2}$ in. by $\frac{1}{2}$ in. by 26.....	2	...
000203	... Washer, fibre, for fork slider screw oil plug.....	2	...
015932	... Tube, fork damper	2	...
010697	... Bolt, fixing fork damper to slider $\frac{7}{8}$ in. by $\frac{1}{8}$ in. by 26.....	2	...
010706	... Washer, fibre, for damper tube bolt.....	2	...



This scan is explicit for non-commercial use and is not intended for financial or material gain by anyone

PART NUMBER	DESCRIPTION	QTY. OFF	PRICE EACH £ s. d.
-------------	-------------	----------	-----------------------

FRONT FORK—continued.

017357	... Rod, for fork damper.....	2	...
000004	... Nut, lock, top end of damper rod.....	2	...
016072	... Sleeve, plunger, for fork damper rod.....	2	...
016339	... Clip, retaining damper rod sleeve.....	2	...
016304	... Valve, for fork damper.....	2	...
010721	... Pin, stop, for fork damper valve.....	2	...
010719	... Seat, for fork damper valve.....	2	...
000005	... Nut, lock, for fork damper valve seat.....	2	...

STEERING DAMPER. (This is an optional extra)

016404	... Damper, steering, complete set of parts.....	1	...
017259	... Knob, control, for steering damper.....	1	...
000162	... Washer, ratchet, for steering damper knob.....	1	...
000195	... Washer, spring, for steering damper knob.....	1	...
010808	... Cap, for top of steering stem.....	1	...
010807	... Drawbolt, for steering damper.....	1	...
015137	... Sleeve, assembly, lower end of drawbolt.....	1	...
000073	... Nut, locking sleeve to drawbolt.....	1	...
000342	... Bolt, fixing sleeve assembly, $\frac{1}{8}$ in. by $\frac{1}{4}$ in. by 26.....	1	...
000191	... Washer, spring, for bolt 000342.....	1	...
000012	... Washer, plain, for bolt 000342.....	1	...
017008	... Plate, anchor, top position.....	1	...
000070	... Bolt, fixing top anchor plate, $\frac{3}{16}$ in. by $\frac{1}{4}$ in. by 26.....	1	...
000191	... Washer, spring, for bolt 000070.....	1	...
000812	... Washer, fibre, friction, for steering damper.....	2	...
000236	... Nut, lock, for fork crown stem (this replaces the domed lock-nut 010712 when a steering damper is fitted).....	1	...

HANDLEBAR

016429	... Handlebar, bare.....	1	...
018277	... Clip (half only), for handlebar lug.....	1	...
016947	... Screw, for handlebar clip, $\frac{7}{8}$ in. by $\frac{1}{4}$ in. by 26 (socket head).....	3	...

FRONT STAND

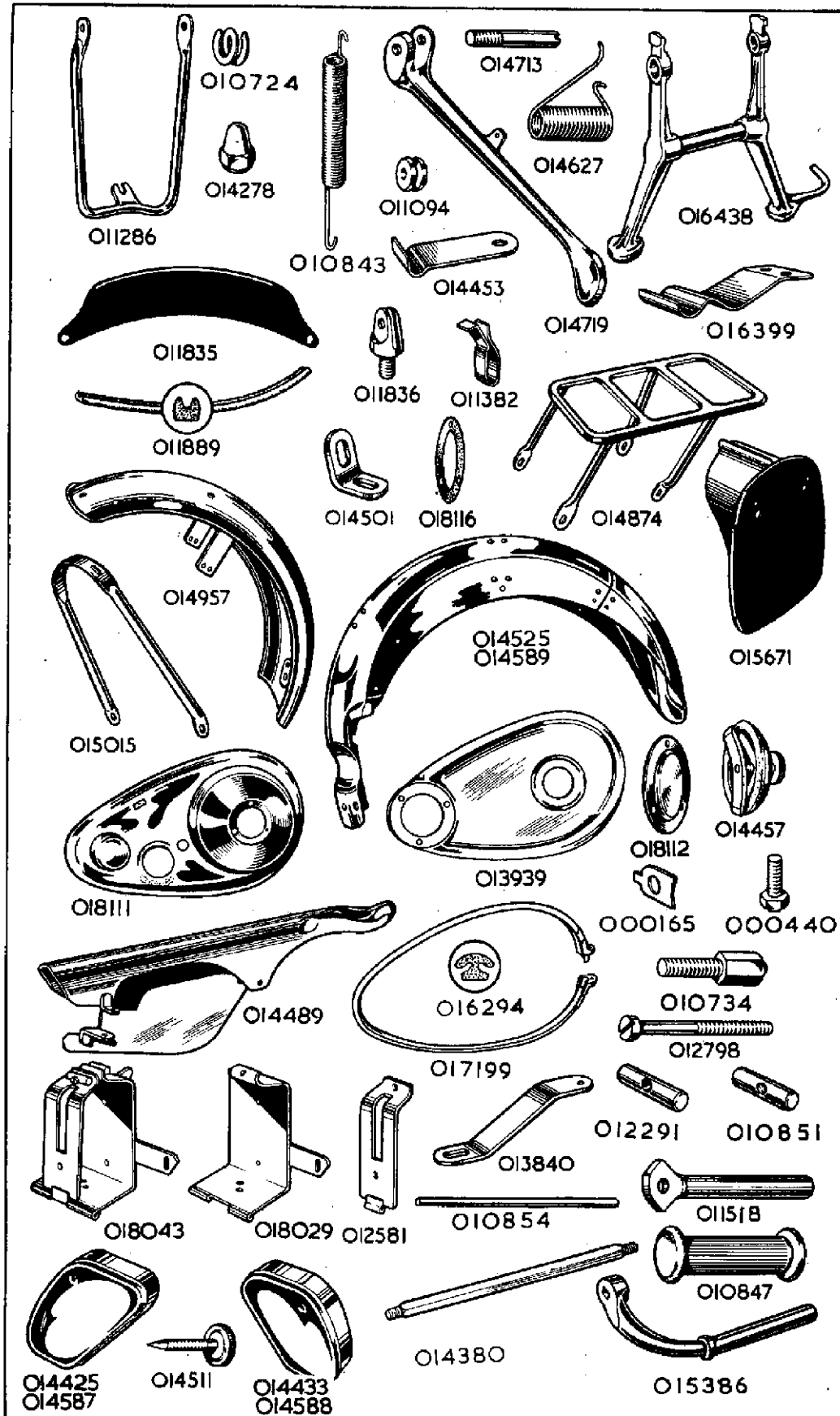
011286	... Stand, front, bare.....	1	...
010694	... Bolt, fixing front stand to slider, $1\frac{1}{8}$ in. by $\frac{5}{8}$ in. by 22.....	2	...
010724	... Washer, spring, for stand to slider bolt.....	2	...
000014	... Pin, split, for stand to slider bolt.....	2	...
000342	... Bolt, fixing front stand to front mudguard, $\frac{1}{2}$ in. by $\frac{1}{4}$ in. by 26.....	1	...
000012	... Washer, plain, for stand to mudguard bolt.....	2	...
000005	... Nut, front stand to mudguard bolt.....	1	...
014278	... Nut (domed), front stand to mudguard bolt.....	1	...

PROP STAND

014719	... Stand, prop, bare.....	1	...
014713	... Bolt, hinge, for prop stand, $2\frac{1}{8}$ ins. by $\frac{1}{8}$ in. by 26.....	1	...
014139	... Nut, for prop stand hinge bolt.....	1	...
000049	... Pin, split, for prop stand hinge bolt.....	1	...
010843	... Spring, return, for prop stand.....	1	...

CENTRE STAND

016438	... Stand, centre, bare.....	1	...
014626	... Bush, for centre stand, .7 in. long.....	2	...
014629	... Stud, hinge, for centre stand, $8\frac{1}{2}$ ins. by $\frac{1}{8}$ in. by 26.....	1	...
014630	... Spacer, central, for centre stand hinge stud, 4.2 ins. long.....	1	...
010912	... Washer, spigot, for centre stand hinge stud.....	2	...
000002	... Nut, for centre stand hinge stud.....	2	...
014627	... Spring, return, for centre stand.....	1	...
016399	... Spring, stop, for centre stand.....	1	...
000080	... Nut, for centre stand stop spring (the studs, on which these nuts fit, are listed with the " REAR FORK BRIDGE ").....	2	...
000039	... Washer, plain, for centre stand stop spring fixing nuts.....	2	...



This scan is explicit for non-commercial use and is not intended for financial or material gain by anyone

PART NUMBER	DESCRIPTION	QTY. OFF	PRICE
			EACH £ s. d.

FRONT MUDGUARD

014957	... Mudguard, front, bare	1	...
010795	... Bolt, fixing mudguard bridge to right fork slider, $\frac{1}{2}$ in. by $\frac{5}{16}$ in. by 22	2	...
000192	... Washer, spring, for bridge right fixing bolt	2	...
010624	... Stud, fixing mudguard bridge to left fork slider, also retains brake anchor stay and bracket for brake cable adjuster, $1\frac{1}{2}$ in. by $\frac{5}{16}$ in. by 26 and 22.....	2	...
014117	... Washer, lock, for bridge left fixing stud.....	2	...
000004	... Nut, for bridge left fixing stud.....	2	...
015015	... Stay, for front mudguard	1	...
010795	... Bolt, fixing front mudguard stay to fork slider, $\frac{1}{2}$ in. by $\frac{5}{16}$ in. by 22	2	...
000192	... Washer, spring, for stay to fork slider bolt.....	2	...
000070	... Bolt, fixing stay to front mudguard, $\frac{5}{16}$ in. by $\frac{1}{4}$ in. by 26.....	2	...
000191	... Washer, spring, for stay to front mudguard bolt.....	2	...
000012	... Washer, plain, for stay to front mudguard bolt.....	2	...
000005	... Nut, for stay to front mudguard bolt.....	2	...

REAR MUDGUARD

014589	... Mudguard, rear, bare (although this is in two parts, the parts are not sold as separate spares)	1	...
014501	... Bracket, for bottom of rear mudguard	2	...
000342	... Bolt, fixing bracket to rear mudguard, $\frac{11}{16}$ in. by $\frac{1}{2}$ in. by 26.....	2	...
000012	... Washer, plain, for bracket fixing bolt.....	4	...
000005	... Nut, for bracket fixing bolt.....	2	...
000275	... Stud, fixing rear mudguard brackets to frame, $3\frac{5}{16}$ ins. by $\frac{5}{16}$ in. by 26.....	1	...
000011	... Washer, plain, for bracket fixing stud.....	2	...
000004	... Nut, for bracket fixing stud	2	...
000345	... Bolt, fixing rear mudguard to frame loop bridge, $1\frac{7}{8}$ in. by $\frac{1}{4}$ in. by 26	1	...
000191	... Washer, spring, for bridge fixing bolt.....	1	...
000005	... Nut, for bridge fixing bolt	1	...
000362	... Bolt, fixing rear mudguard to oil tank, $\frac{3}{8}$ in. by $\frac{5}{16}$ in. by 26.....	1	...
000192	... Washer, spring, for mudguard to oil tank bolt	1	...
000174	... Washer, plain, for mudguard to oil tank bolt	1	...
000004	... Nut, for mudguard to oil tank bolt.....	1	...

REAR CARRIER

014874	... Carrier, rear, bare	1	...
	<i>For fixing bolts see "Rear Frame."</i>		

FRONT NUMBER PLATE

011835	... Plate, number, front	1	...
011836	... Stud, fixing front number plate	2	...
000012	... Washer, plain, front number plate stud.....	2	...
000005	... Nut, front number plate stud.....	2	...
000861	... Screw, fixing front number plate to stud, $\frac{5}{16}$ in. by 2 B.A.....	2	...
011889	... Fillet, rubber, front number plate	1	...

REAR NUMBER PLATE

015671	... Plate, number, rear.....	1	...
000363	... Bolt, fixing rear number plate, $\frac{3}{8}$ in. by $\frac{5}{16}$ in. by 26.....	2	...
000192	... Washer, spring, rear number plate bolt.....	2	...

PART NUMBER	DESCRIPTION	QTY. OFF	PRICE EACH £ s. d.
-------------	-------------	----------	-----------------------

FRONT CHAINCASE

018811	... Chaincase, complete (comprises both halves, metal and rubber bands, clamping screw and inspection caps—NO FIXING BOLTS, SPACERS, WASHERS AND NUTS ARE INCLUDED)	1	...
013939	... Chaincase, back half, bare	1	...
018111	... Chaincase, front half, bare	1	...
017199	... Band, metal, for chaincase	1	...
000453	... Screw, clamping, chaincase metal band, 1 in. by 2 B.A.	1	...
016294	... Band, rubber, for chaincase	1	...
014457	... Cap, assembly, chaincase inspection (components not sold as separate spares)	1	...
000580	... Washer, cork, chaincase inspection cap	1	...
018112	... Cap, over clutch	1	...
018116	... Washer, cork, for clutch cap	1	...
000450	... Screw, $\frac{3}{8}$ in. by 2 B.A., round head, for clutch cap screw	3	...
000440	... Bolt, fixing chaincase to engine, $\frac{1}{2}$ in. by 0 B.A.	3	...
000165	... Washer, lock, chaincase engine bolt	3	...

REAR CHAINGUARD

014489	... Chainguard, rear, bare	1	...
000350	... Bolt, fixing chainguard in front, $2\frac{1}{8}$ ins. by $\frac{1}{4}$ in. by 26	1	...
000012	... Washer, plain, chainguard, front fixing bolt	2	...
000005	... Nut, for chainguard front fixing bolt	1	...
014559	... Bolt, fixing rear of chainguard, $2\frac{7}{8}$ ins. by $\frac{5}{16}$ in. by 26	1	...
000011	... Washer, plain, for chainguard rear fixing bolt	1	...
000192	... Washer, spring, for chainguard rear fixing bolt	1	...
014560	... Spacer, $1\frac{3}{8}$ in. long (located inside chainguard), on bolt 014559	1	...
014561	... Spacer, $\frac{3}{4}$ in. long (located between chainguard and frame on bolt 014559)	1	...
000004	... Nut, for chainguard bolt 014559	1	...

BATTERY CARRIER

018043	... Carrier, battery, complete with bolt, seat and nut	1	...
018029	... Carrier, battery, back portion only	1	...
012581	... Carrier, battery, front portion only	1	...
010854	... Pin, hinge, battery carrier front	1	...
012798	... Bolt, clamping battery carrier, $1\frac{3}{8}$ in. by $\frac{1}{4}$ in. by 26	1	...
012291	... Seat, battery carrier clamping bolt	1	...
010851	... Nut, battery carrier clamping bolt	1	...
000004	... Nut, fixing battery carrier and oil tank to front frame	3	...
000174	... Washer, plain, for battery carrier and oil tank fixing nut	3	...
013840	... Stay, battery carrier to chaincase	1	...
000040	... Screw, fixing stay to battery carrier, $\frac{1}{2}$ in. by 1 B.A.	1	...
000012	... Washer, plain, for 000040 bracket screw	1	...
010734	... Bolt, fixing battery carrier bracket to chaincase, $2\frac{5}{8}$ in. by $\frac{5}{16}$ in. by 26	1	...
000011	... Washer, plain, for 010734 carrier bracket bolt	1	...
000004	... Nut, for 010734 carrier bracket bolt	1	...

TOOL BOXES

014587	... Box, tool, bare (with lid but no other fittings), left side	1	...
014588	... Box, tool, bare (with lid but no other fittings), right side	1	...
014511	... Screw, knurled, for tool box lid	2	...
000189	... Washer, spring, for tool box lid screw	2	...
000005	... Nut, for tool box lid screw	4	...
000345	... Bolt, long, fixing tool box, $1\frac{3}{8}$ in. by $\frac{1}{4}$ in. by 26	4	...
014577	... Bolt, short, fixing tool box, $\frac{7}{16}$ in. by $\frac{1}{4}$ in. by 26	2	...
000639	... Spacer, $\frac{1}{4}$ in. long for tool box long fixing bolts	4	...
000012	... Washer, plain, for tool box fixing bolt	12	...
000005	... Nut, for tool box fixing bolts	6	...

PART NUMBER	DESCRIPTION	QTY. OFF	PRICE EACH £ s. d.
----------------	-------------	-------------	--------------------------

FOOTRESTS

015386	... Arm, for footrest.....	2	...
010847	... Pad, rubber, for footrest arm.....	2	...
014380	... Rod, for footrests, overall length 9 ins.	1	...
010924	... Spacer, 3½ ins. long, for footrest rod, between engine rear plates	1	...
014484	... Spacer, 1/8 in. long, for footrest rod, outside right plate.....	1	...
000009	... Washer, plain, for footrest rod	2	...
000002	... Nut, for footrest rod.....	2	...

PILLION FOOTRESTS

011267	... Pair of pillion footrests, complete (includes all the following items)	1	...
011518	... Spindle, bare for pillion footrest	2	...
011599	... Bolt, hinge, for pillion footrest spindle, 1 3/8 in. by 3/8 in. by 26.....	2	...
000073	... Nut, for pillion footrest hinge bolt.....	2	...
010847	... Pad, rubber, for pillion footrest spindle.....	2	...

TWIN SEAT

014293	... Seat, Twin.....	1	...
014919	... Screw, fixing seat at rear to loop, 3/8 in. by 2 B.A.....	2	...
000039	... Washer, plain, for seat fixing screw.....	2	...
000080	... Nut, for seat fixing screw.....	2	...
000011	... Washer, plain, for nut fixing seat in centre.....	2	...
000004	... Nut, fixing seat in centre.....	2	...

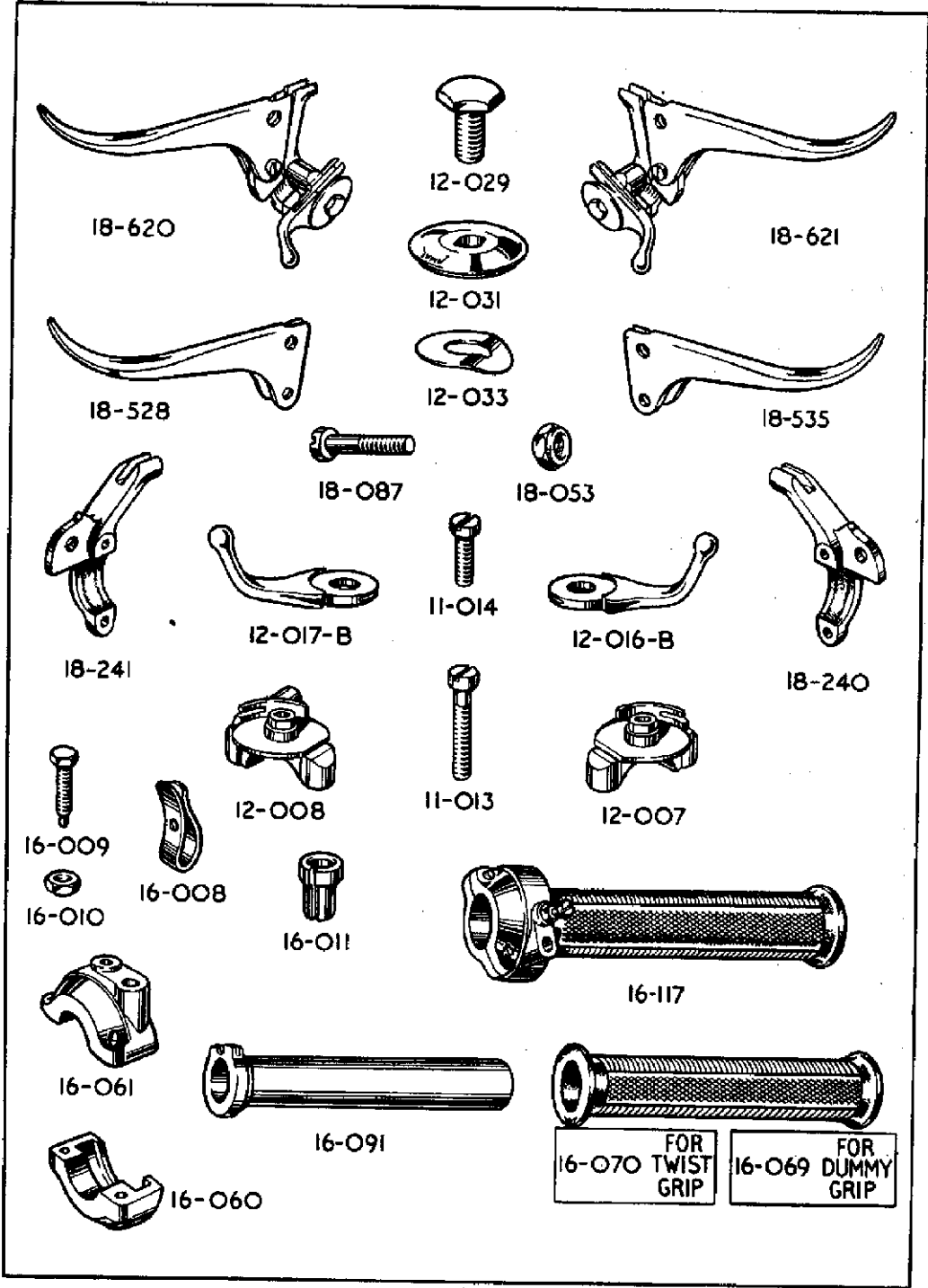
TRANSFERS

009183	... Transfer, for side of oil tank (oil level indicator).....	1	...
009184	... Transfer, for top of oil tank (service instruction).....	1	...
009186	... Transfer, for front chaincase (oil level indicator).....	1	...
009187	... Transfer, for front chaincase (patent).....	1	...
009188	... Transfer, for tool box (monogram).....	2	...
009189	... Transfer, for rear mudguard ("MATCHLESS")	1	...
009192	... Transfer, for front forks (patent).....	1	...
009195	... Transfer, for petrol tank (reserve).....	1	...
009198	... Transfer, for side of oil tank (oil top level indicator)	1	...
009196	... Transfer, for forks ("Made in England")	1	...
009197	... Transfer, for rear fork hinge (patent)	1	...
018090	... Complete set of transfers	1	...

DUMMY GRIP

16-069	... Grip, rubber, dummy.....	1	...
--------	------------------------------	---	-----

WHEN ORDERING SPARES, IF IN DOUBT REGARDING THE NAMES
AND PART NUMBERS OF THE PARTS YOU REQUIRE, PLEASE
SEND THE OLD PARTS TO SERVE AS PATTERNS.



This scan is explicit for non-commercial use and is not intended for financial or material gain by anyone

PART NUMBER	DESCRIPTION	QTY. OFF	PRICE EACH £ s. d.
-------------	-------------	----------	-----------------------

TWIST GRIP

16-117	... Twist grip, complete assembly	1	...
16-070	... Grip, rubber, for twist grip	1	...
16-091	... Rotor, and sleeve, for twist grip (does not include rubber grip)	1	...
16-060	... Body, twist grip, top (plain clip)	1	...
16-061	... Body, twist grip, bottom (for friction spring)	1	...
11-013	... Screw, long, clamping twist grip body	1	...
11-014	... Screw, short, clamping twist grip body	1	...
16-008	... Spring, friction, for twist grip	1	...
16-009	... Screw, for twist grip friction spring	1	...
16-010	... Nut, for twist grip friction spring screw	1	...
16-011	... Stop, for twist grip (throttle) cable	1	...

CLUTCH AND IGNITION CONTROL LEVERS

18-620	... Lever, assembly, clutch and ignition	1	...
18-528	... Lever only, clutch	1	...
12-017-B	... Lever only, ignition	1	...
18-241	... Bracket, for clutch lever	1	...
12-008	... Bracket, for ignition lever	1	...
11-013	... Screw, long, clamping clutch and ignition brackets	1	...
11-014	... Screw, short, clamping clutch and ignition brackets	1	...
18-087	... Pin, fulcrum, for clutch lever	1	...
18-053	... Nut, clutch lever fulcrum pin	1	...
12-029	... Bolt, central, for ignition lever	1	...
12-031	... Cap, for ignition lever	1	...
12-033	... Washer, spring, for ignition lever	1	...

BRAKE AND AIR CONTROL LEVERS

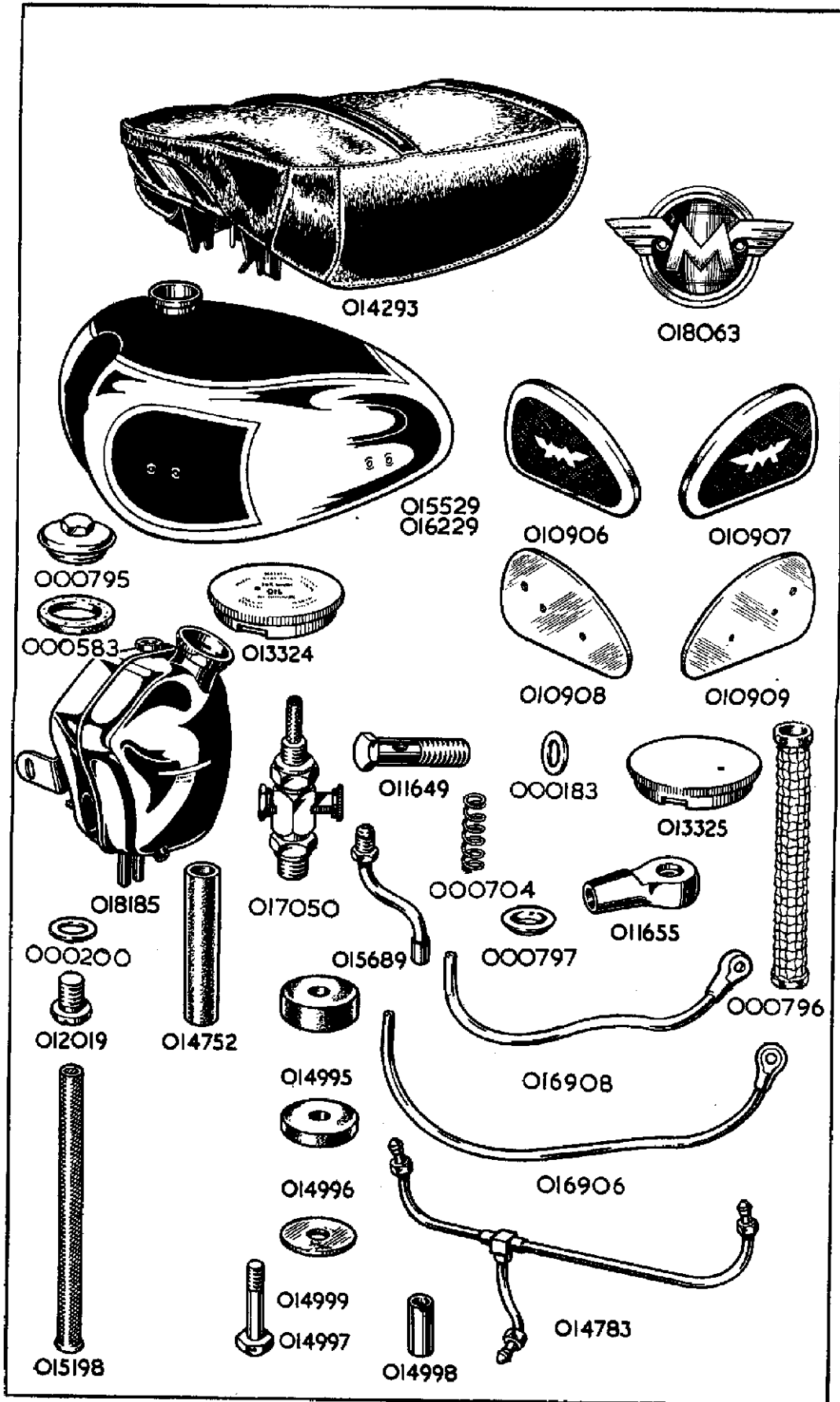
18-621	... Lever, assembly, brake and air	1	...
18-535	... Lever, only, brake	1	...
12-016-B	... Lever, only, air	1	...
18-240	... Bracket, for brake lever	1	...
12-007	... Bracket, for air lever	1	...
11-013	... Screw, long, clamping brake and air brackets	1	...
11-014	... Screw, short, clamping brake and air brackets	1	...
18-087	... Pin, fulcrum, for brake lever	1	...
18-053	... Nut, brake lever fulcrum pin	1	...
12-029	... Bolt, central, for air lever	1	...
12-031	... Cap, for air lever	1	...
12-033	... Washer, spring, for air lever	1	...

FRONT BRAKE CABLE

013178	... Cable, complete, assembled, front brake	1	...
000530-40 $\frac{7}{8}$... Wire, inner, front brake, 40 $\frac{7}{8}$ ins. finished length	1	...
017240	... Nipple, brake end, for brake inner wire	1	...
017238	... Nipple, handlebar end, for brake inner wire	1	...
000529-26	... Casing, outer, front brake, 26 ins. long	1	...
000531	... Ferrule, front brake outer casing	2	...
011348	... Adjuster, front brake cable	1	...
017217	... Nut, lock, front brake cable adjuster	1	...
017049	... End, yoke, front brake cable	1	...
000736	... Pin, for yoke end, front brake cable	1	...
000014	... Pin, split, for front brake cable yoke and pin	1	...
012478	... Sleeve, rubber, for front brake cable inner wire	1	...

CLUTCH CABLE

018141	... Cable, complete, assembled, clutch	1	...
000530-43 $\frac{1}{2}$... Wire, inner, clutch, 43 $\frac{1}{2}$ ins. finished length	1	...
017241	... Nipple, gearbox end, clutch inner wire	1	...
017238	... Nipple, handlebar end, clutch inner wire	1	...
000529-39 $\frac{1}{2}$... Casing, outer, clutch, 39 $\frac{1}{2}$ ins. long	1	...
000531	... Ferrule, clutch outer casing	2	...
014225	... Adjuster, clutch cable	1	...
000290	... Nut, lock, clutch cable adjuster	1	...



This scan is explicit for non-commercial use and is not intended for financial or material gain by anyone

PART NUMBER	DESCRIPTION	QTY. OFF	PRICE
			EACH £ s. d.

THROTTLE CONTROL CABLE

017262	... Cable, complete, assembled, throttle	1	...
000535-39 $\frac{1}{8}$... Wire, inner, throttle, 39 $\frac{1}{8}$ ins. finished length.....	1	...
017242	... Nipple, carburetter end, throttle inner wire.....	1	...
017266	... Nipple, handlebar end, throttle inner wire.....	1	...
000526-36 $\frac{1}{2}$... Casing, outer, throttle, 36 $\frac{1}{2}$ ins. finished length.....	1	...
000528	... Ferrule, throttle outer casing	2	...

AIR CONTROL CABLE

017263	... Cable, complete, assembled, air.....	1	...
000527-32 $\frac{1}{8}$... Wire, inner, air, 32 $\frac{1}{8}$ ins. finished length	1	...
017242	... Nipple, carburetter end, air inner wire	1	...
017266	... Nipple, handlebar end, air inner wire.....	1	...
000526-28 $\frac{1}{2}$... Casing, outer, air, 28 $\frac{1}{2}$ ins. finished length.....	1	...
000528	... Ferrule, air, outer casing.....	2	...

IGNITION CONTROL CABLE

015190	... Cable, complete, assembled ignition	1	...
000527-37 $\frac{1}{2}$... Wire, inner, ignition, finished length 37 $\frac{1}{2}$ ins.	1	...
017379	... Nipple, magneto end, ignition inner wire	1	...
017266	... Nipple, handlebar end, ignition inner wire	1	...
000526-25 $\frac{1}{2}$... Casing, outer, ignition, 25 $\frac{1}{2}$ ins. long	1	...
000526-6	... Casing, outer, ignition, 6 ins. long.....	1	...
014828	... Stop, adjustable, for ignition cable	1	...
000528	... Ferrule, ignition outer casing	4	...
458731	... Cap, rubber, cable entry to magneto	1	...
458727	... Cap, metal, cable entry to magneto	1	...
163343	... Washer, fibre, for cable entry metal cap	1	...
454969	... Plunger, for ignition cable	1	...
458732	... Spring, return, for ignition cable	1	...

PETROL TANK

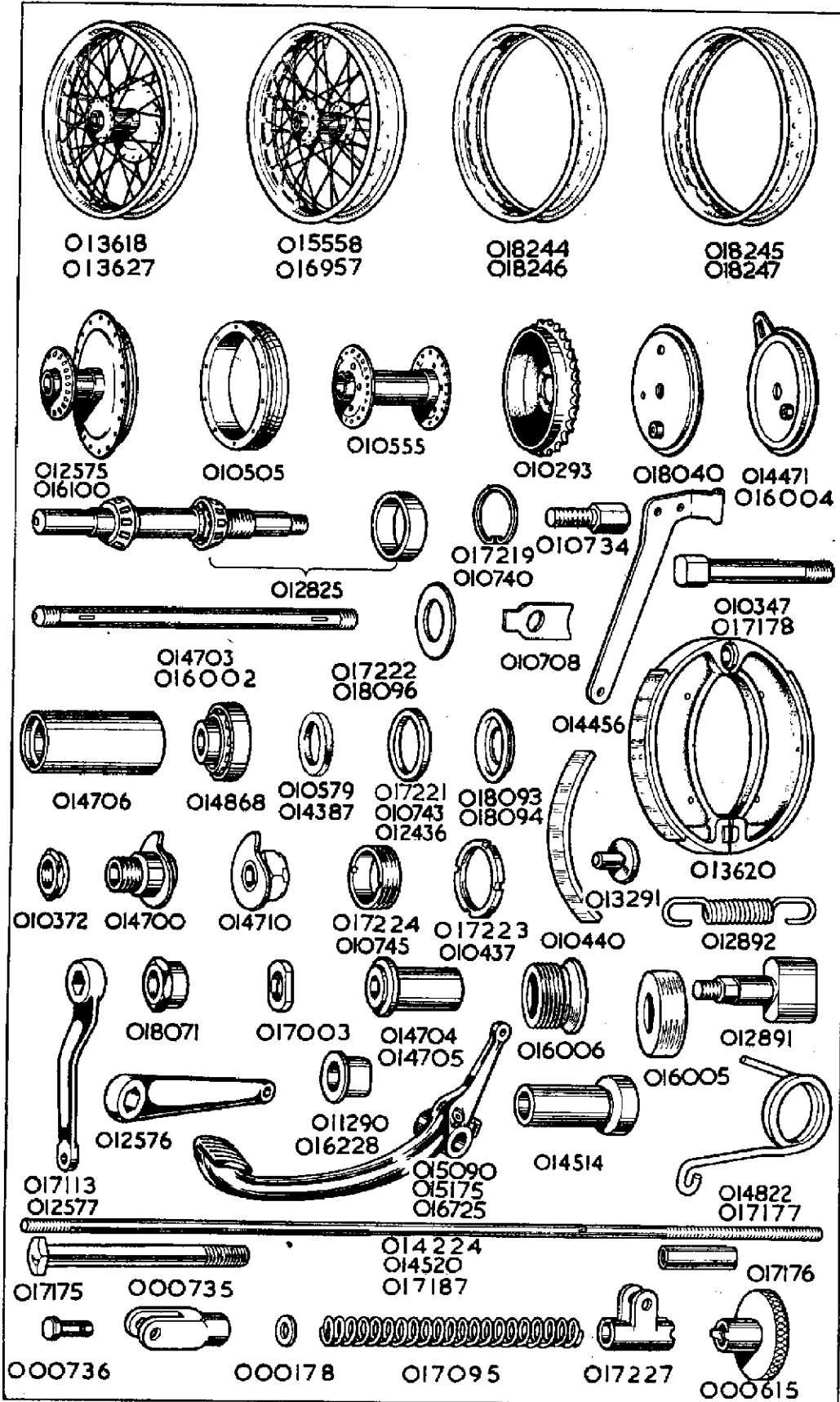
015529	... Tank, petrol, bare, enamelled	1	...
016229	... Tank, petrol, bare, plated	1	...
018063	... Letter M with wings.....	2	...
000150	... Screw, fixing wing emblem, $\frac{7}{8}$ in. by 3 B.A.....	4	...

PETROL TANK FITTINGS

013325	... Cap, filler, for petrol tank.....	1	...
017050	... Tap, for petrol feed, with filter	2	...
000200	... Washer, fibre, for petrol feed tap	2	...
010906	... Grip, knee, left hand side	1	...
010907	... Grip, knee, right hand side.....	1	...
010908	... Plate, for left hand knee grip	1	...
010909	... Plate, for right hand knee grip.....	1	...
000070	... Bolt, fixing knee grip plate, $\frac{7}{8}$ in. by $\frac{1}{4}$ in. by 26.....	4	...
000639	... Spacer, $\frac{1}{4}$ in. long, for knee grip plate bolts.....	4	...

PETROL TANK FIXING BOLTS

014997	... Bolt, fixing tank, all positions, $1\frac{1}{4}$ in. by $\frac{1}{8}$ in. by 26	4	...
014998	... Sleeve, $\frac{1}{8}$ in. long, for tank fixing bolts	4	...
014995	... Pad, rubber, thick ($\frac{3}{8}$ in.) for tank fixing bolts in front right and both rear positions	3	...
014996	... Pad, rubber, thin ($\frac{1}{8}$ in.), for all tank fixing bolts (three used on front left bolt)	6	...
014999	... Washer, metal, $1\frac{1}{2}$ in. diameter, plain, for tank fixing bolts	4	...
017051	... Wire, copper, 5 feet by 20 S.W.G.....	1	...



This scan is explicit for non-commercial use and is not intended for financial or material gain by anyone

PART NUMBER	DESCRIPTION	QTY. OFF	PRICE EACH		
			£	s.	d.

OIL TANK

018185	... Tank, oil, bare	1
013324	... Cap, filler, oil tank	1
012019	... Plug, drain, for oil tank	1
000200	... Washer, fibre, oil tank drain plug	1
000796	... Filter, felt, for oil tank	1
000704	... Spring, for oil tank felt filter	1
000797	... Cap, metal, dished, for oil tank felt filter	1
000795	... Cap, screwed, oil tank filter compartment	1
000583	... Washer, cork, filter compartment cap	1

For the nuts and washers that retain the oil tank (and the Battery Carrier) to the main frame, see " Battery Carrier " Group.

For the bolt, washer, and nut fixing the oil tank bracket to the rear mudguard, see " Rear Mudguard " Group.

PETROL PIPE

014783	... Pipe, assembled, for petrol feed	1
--------	--	---	-----	-----	-----

The " nipples " on these pipes are formed integrally with the piping. Therefore union nuts cannot be re-moved or re-fitted, and they are not sold as separate spares.

OIL PIPES

016906	... Pipe, oil feed assembly	1
016908	... Pipe, oil return, engine end (long)	1
015689	... Pipe, oil, return	1
011655	... Union, banjo, feed and return oil pipes	2
011649	... Pin, banjo, retaining feed and return oil pipes to engine	2
000183	... Washer, fibre, for oil pipe banjo pins	4
014752	... Connection, rubber, for feed and return oil pipes	2
015198	... Filter, metal gauze, for oil feed pipe	1
015138	... Pipe, vent, metal	1
014936	... Hose, from oil tank to metal vent pipe	1

FRONT WHEEL

The complete wheel listed below comprises:—

Rim, spokes, nipples, hub, grease nipple, all bearings, and all brake parts including cover plate and expander lever, but does not include the tyre.

018319	... Wheel, front, complete with all fittings	1
--------	--	---	-----	-----	-----

The bare wheel listed below comprises:—

Rim, spokes, nipples and hub.

013618	... Wheel, front, bare, less all fittings	1
018244	... Rim, front, 19 ins. by 2½ ins.	1
011018	... Spoke, front left, 5 ³ / ₈ ins. by 8 G by 10 G	20
011014	... Spoke, front, right, 8½ ins. by 9 G by 11 G	20
011017	... Nipple, front, left, .225 in. by 10 G	20
011016	... Nipple, front, right, .225 in. by 11 G	20
012575	... Hub, front wheel, shell only with brake drum	1
000051	... Nipple, grease, for front wheel hub	1
011090	... Tape, for 19 ins. by 2½ ins. rim	1

FRONT WHEEL BEARINGS

012825	... Spindle, with roller bearings, for front wheel	1
010579	... Oil-seal, for front hub bearings	2
017219	... Ring, spring, locating front hub bearings	1
018093	... Cup, for front hub bearing oil-seal	1
017221	... Ring, spacing, for front hub bearing oil-seal	1
018096	... Ring, retaining front hub bearing oil-seals	3
017223	... Nut, lock, for front hub bearing adjusting ring	1
017224	... Ring, adjusting, for front hub bearing	1
017003	... Nut, locating front brake cover plate	1
017222	... Washer, locating, front brake cover plate	1
018071	... Nut, outside, securing front brake cover plate	1
000001	... Nut, front wheel spindle, left side	1
000008	... Washer, plain, front wheel spindle, left side	1

PART NUMBER	DESCRIPTION	QTY. OFF	PRICE EACH
			£ s. d.

REAR WHEEL

The complete wheel listed below comprises:—

Rim, spokes, nipples, hub, grease nipple and all bearings assembled, but does NOT include the centre solid spindle, washers, spacers, nuts, brake parts, sprocket and brake drum, speedometer drive and tyre.

015566 ... Wheel, rear, complete, with all fittings 1 ...

The bare wheel listed below comprises:—

Rim, spokes, nipples and hub.

015558 ... Wheel, rear, bare, less all fittings 1 ...
018245 ... Rim, rear, 19 ins. by 2½ ins. 1 ...
011012 ... Spoke, rear, left or right, 8½ ins. by 7 G by 9 G..... 40 ...
011013 ... Nipple, rear, left or right, 250 in. by 9 G..... 40 ...
010555 ... Hub, rear wheel, shell only 1 ...
000051 ... Nipple, grease, for rear wheel hub..... 1 ...
011090 ... Tape, for 19 ins. rear rim 1 ...

REAR WHEEL BEARINGS

014868 ... Bearings, roller, for rear hub (only sold as a complete bearing) ... 2 ...
014387 ... Oil-seal, for rear hub bearings 2 ...
010740 ... Ring, spring, locating rear hub bearings 1 ...
018094 ... Cup, for rear hub bearing oil-seal 1 ...
010743 ... Ring, spacing, for rear hub bearing oil-seal 1 ...
018095 ... Ring, retaining rear hub bearing oil-seals 3 ...
012436 ... Collar, spacing, between bearing and rear hub bearing oil-seal ... 2 ...
014706 ... Spacer, 2⅞ ins. long between the two bearings of rear hub 1 ...
010745 ... Ring, adjusting, for rear hub bearing 1 ...
010437 ... Nut, lock, for rear hub bearing adjusting ring 1 ...
014703 ... Spindle, centre, solid, for rear wheel 1 ...
014705 ... Spacer, 1⅞ in. long, on rear wheel solid spindle, for speedometer gearbox 1 ...
010372 ... Nut, locking, speedometer gearbox 1 ...
014704 ... Sleeve, on rear wheel solid spindle, locating brake cover plate..... 1 ...
014700 ... Cam, on rear wheel solid spindle, right side 1 ...
014710 ... Cam, on rear wheel solid spindle, left side 1 ...
000573 ... Key, on rear wheel solid spindle, locating cams..... 2 ...
011290 ... Collar, on rear wheel solid spindle (abuts against fork end) 2 ...
014869 ... Nut, for rear wheel solid spindle..... 2 ...

FRONT BRAKE

010505 ... Drum, front brake 1 ...
000140 ... Screw, fixing front brake drum to hub shell, ⅝ in. by 1 B.A..... 10 ...
018040 ... Plate, cover, front brake 1 ...
014456 ... Stay, front brake cover plate anchor 1 ...
014807 ... Bolt, fixing anchor stay to front cover plate, ⅝ in. by ⅝ in. by 26..... 1 ...
014119 ... Washer, special, for anchor stay bolt 1 ...
018070 ... Pin, fulcrum, for brake shoes..... 1 ...
000010 ... Washer, plain (inner for pin)..... 1 ...
000011 ... Washer, plain (outer for pin)..... 1 ...
000004 ... Nut, for brake fulcrum pin..... 1 ...
013620 ... Shoes, pair of, for front brake, with brake linings and thrust pins (only supplied in pairs)..... per pair 1 ...
013291 ... Pin, thrust, brake expander adjusting 2 ...
000174 ... Washer, plain, for thrust pin..... R ...
010440 ... Linings, brake, per pair of, less rivets..... 1 ...
000113 ... Rivets, for brake linings, per set of..... 12 ...
012892 ... Spring, for brake shoes 2 ...
012891 ... Expander, for brake shoes..... 1 ...
012576 ... Lever, for front brake shoe expander 1 ...
000051 ... Nipple, grease, for brake shoe expander 1 ...
000174 ... Washer, plain, for brake shoe expander..... 1 ...
000004 ... Nut, for brake shoe expander..... 1 ...

PART
NUMBER

DESCRIPTION

QTY.
OFF

PRICE
EACH

REAR BRAKE

010293	... Sprocket and brake drum, for rear wheel, 42 teeth, five hole fixing	1	...
010734	... Bolt, retaining sprocket to rear hub, $\frac{3}{8}$ in. by $\frac{1}{2}$ in. by 26	5	...
010708	... Washer, lock, for rear sprocket retaining bolt	5	...
000011	... Washer, plain, for rear sprocket retaining bolt	5	...
000074	... Nut, for rear sprocket retaining bolt	5	...
014471	... Plate, cover, rear brake	1	...
010347	... Bolt, anchor, rear brake cover plate, $2\frac{1}{4}$ ins. by $\frac{3}{8}$ in. by 26, with square head	1	...
000003	... Nut, for rear brake cover plate anchor bolt	1	...
000006	... Pin, split, for rear brake anchor bolt	1	...
013620	... Shoes, pair of, for rear brake, with brake linings and thrust pins (only supplied in pairs)	1	per pair
013291	... Pin, thrust, brake, expander adjusting	2	...
000174	... Washer, plain, for thrust pin	R	...
010440	... Linings, brake, per pair of, less rivets	1	...
000113	... Rivets, for brake linings	12	per set of
012892	... Spring, for brake shoes	2	...
012891	... Expander, for brake shoes	1	...
017113	... Lever, for rear brake shoe expander	1	...
000051	... Nipple, grease, for brake shoe expander	1	...
000174	... Washer, plain, for brake shoe expander	1	...
000004	... Nut, for brake shoe expander	1	...

REAR BRAKE OPERATING PARTS

014791	... Pedal, foot, for rear brake	1	...
014514	... Bush, for rear brake foot pedal	1	...
000051	... Nipple, grease, for rear brake foot pedal	1	...
014822	... Spring, return, rear brake foot pedal	1	...
000344	... Bolt, adjusting, rear brake foot pedal, $\frac{3}{8}$ in. by $\frac{1}{4}$ in. by 26	1	...
000005	... Nut, for rear brake, foot pedal adjusting bolt	1	...
014520	... Rod, bare, rear brake	1	...
000735	... End, yoke, for front end of brake rod	1	...
000736	... Pin, for brake rod yoke end	1	...
000014	... Pin, split, for brake rod yoke end pin	1	...
017095	... Spring, for brake rod	1	...
000178	... Collar, for brake rod, spring	1	...
017227	... Clip, adjusting, for rear end of brake rod	1	...
000736	... Pin, for brake rod adjusting clip	1	...
000014	... Pin, split, for brake rod adjusting clip pin	1	...
000615	... Nut, adjusting, for rear brake rod	1	...

VOLTAGE REGULATOR

015087	... Regulator, complete unit, type MCR2 (Lucas No. 37097-B)	1	...
000342	... Bolt, fixing regulator unit $\frac{1}{8}$ in. by $\frac{1}{4}$ in. by 26	2	...
011094	... Grummet, or bush, rubber, for regulator fixing bolt	2	...
000012	... Washer, plain, for regulator fixing bolt	2	...
018160	... Nut, for regulator fixing bolt	2	...
016519	... Strap, fixing regulator to battery carrier	1	...
000347	... Bolt, securing fixing strap to battery carrier, $1\frac{1}{8}$ in. by $\frac{1}{2}$ in. by 26	1	...
000012	... Washer, plain, for strap fixing bolt	3	...
000005	... Nut, for strap fixing bolt	1	...

THE PRICES OF SPARES DO NOT
INCLUDE THE COST OF CARRIAGE

PART NUMBER	DESCRIPTION	QTY. OFF	PRICE EACH	
			£	s. d.

BATTERY

011255	... Battery, with lid, dry and uncharged. This is a battery that has NOT been filled with electrolyte (acid) and is, of course, not charged. It requires no special packing, and can safely be packed with other goods. (Lucas No. PUW-7E-4). (We do not supply charged batteries—for such apply to nearest Lucas Service Station)	1
S-2171	... Lid, only, with rubber pads, for battery	1

HEAD LAMP

018151	... Lamp, head, type SSU-700-P-1, with bulbs, ammeter and switch (no cable harness) (Lucas No. 51103A)	1
553248	... Rim, bare, for head lamp	1
553925	... Light unit (glass and reflector)	1
555005	... Adaptor (bulb holder)	1
516386	... Glass, for pilot light	1
130251	... Screw, fixing panel to head lamp	3
185026	... Washer, spring, for panel fixing screw	3
516183	... Fillet, rubber, for head lamp panel	1
112201	... Bolt, fixing head lamp to bracket	2
137141	... Washer, plain, for head lamp fixing bolts	2

See *ELECTRICAL SUNDRIES* for Ammeter, Switch, Cable Harness and Bulbs.

REAR LAMP

014674	... Lamp, rear, complete with bulb (Lucas No. 53139-A)	1
572595	... Gasket, rubber, for base of rear lamp	1
572039	... Grommet, rubber, for rear lamp wire	1
572040	... Plug, rubber, for base of rear lamp	1
572611	... Glass, red, for rear lamp	1
572604	... Frame, over rear lamp, red glass	1
572614	... Nut, sleeve, fixing glass frame	1
161385	... Washer, rubber, for sleeve nut fixing glass frame on rear lamp	1
188818	... Terminal sleeve, for rear lamp wire	2
165310	... Nut, rear lamp fixing screw	2
185036	... Washer, spring, for rear lamp, fixing screw	2

HORN

015257	... Horn, type HF 1234, with bracket. Lucas replacement number is 069225, but hole in bracket must be opened out to $\frac{11}{16}$ in. diameter	1
015245	... Bracket, only, for horn (see note above re opening out hole)	1

ELECTRICAL SUNDRIES

36084	... Ammeter, for head lamp panel	1
351551	... Switch, main lighting, for head lamp panel	1
351567	... Handle, with screw, for main lighting switch	1
380521	... Switch, dipping, for handlebar	1
016427	... Switch, horn, for handlebar (Lucas No. 76209)	1
997831	... Cable harness, main lighting (no dip switch wire, no regulator wires)	1
858795	... Cable harness, triple, for dipping switch	1
860596	... Cable harness, for regulator	1
359218	... Cable, for horn	1
016681	... Sheath, for horn cable	1
016682	... Sheath, for dynamo cable	1
000543	... Cable, high tension, for sparking plug, price per foot	R
000541	... Terminal, for high tension cable	2
000540	... Terminal, for earth cables	2
900260	... Connector, snap, for rear lamp cable	1
900260	... Connector, snap, for regulator to ammeter cable	1
571395	... Connector, screwed, for battery positive cable	1

PART NUMBER	DESCRIPTION	QTY. OFF	PRICE EACH £ s. d.
-------------	-------------	----------	-----------------------

ELECTRICAL SUNDRIES—continued.

011094	... Bush, rubber, fits in rear mudguard, for rear lamp cable.....	1	...
312	... Bulb, head lamp, main, 6 volt, 30 by 24 watts.	1	...
	... Plus Purchase Tax	—	...
988	... Bulb, head lamp, pilot, 6 volt, 3 watts.	1	...
	... Plus Purchase Tax	—	...
988	... Bulb, rear lamp, 6 volt, 3 watts., M.B.C., single contact.....	1	...
	... Plus Purchase Tax	—	...
015538	... Plug, sparking, KLG, type FE-80	2	...

CABLE CLIPS

011907	... Clip, rubber, 1½ in.....	4	...
011908	... Clip, rubber, 3 ins.	3	...
018220	... Clip, rubber, 4¾ ins.	5	...
014453	... Clip, metal, holding rear lamp wire inside mudguard	1	...
011382	... Clip, metal, holding rear lamp cable to mudguard edge	3	...

SPEEDOMETER

S-480-3-L	... Head, only, speedometer, trip, 120 M.P.H.	1	...
S-480-7-L	... Head, only, speedometer, trip, 180 K.P.H.	1	...
54279-1	... Set of bulb holding parts for head	1	...
53205	... Bulb, 6 volts, 1.8 watts, M.B.C. for head	1	...
	... Plus Purchase Tax	—	...
N-1253	... Nut, fixing speedometer head to bracket	2	...
000012	... Washer, plain, spacing, for head	2	...
WV-7216	... Washer, spring, speedometer bracket nut.....	2	...
53395-1-65	... Cable, speedometer drive, complete	1	...
52108-1-65	... Cable, speedometer drive, inner only.....	1	...
53398-1-65	... Cable, speedometer drive, outer only.....	1	...
011392	... Clip, for speedometer drive, cable	1	...
000450	... Screw, fixing speedometer cable clip, ⅜ in. by 2 B.A.....	1	...
000190	... Washer, spring, for cable clip screw	1	...
52283-5	... Gearbox, speedometer, complete	1	...
016945	... Bracket, for speedometer head.....	1	...
000362	... Bolt, fixing speedometer head to forks, ⅝ in. by ⅝ in. by 26	2	...
000011	... Washer, plain, speedometer bracket bolt	2	...

VARIOUS EQUIPMENT

016344	... Set of Pannier bags, with frames and fixing bolts, washers and nuts	1	...
	... Plus Purchase Tax	—	...
011957	... "TEKALL" Rust preventative ½ pint	R	...
011958	... "TEKALL" Rust-preventative 1 pint	R	...
CM-20	... Instruction Manual	R	...
B-M-H	... Badge, monogram, MATCHLESS, for button hole	R	...
B-M-T	... Badge, monogram, MATCHLESS, for tie	R	...
B-M-B	... Badge, monogram, MATCHLESS, for brooch fixing.....	R	...

PART NUMBER	DESCRIPTION	QTY. OFF	PRICE
			EACH £ s. d.

COMPLETE TOOL KITS

018513	... Tool kit, complete, with tyre inflator	1	...
018512	... Tool kit, complete, less tyre inflator	1	...

The following comprise "TOOL KIT, COMPLETE, WITH TYRE INFLATOR," and is included as part of every motor cycle.

TOOLS

017253	... Bag for tools.....	1	...
017256	... Screwdriver	1	...
017248	... Pliers, side cutting	1	...
011188	... Pliers, for gudgeon pin circlips.....	1	...
017246	... Gun, grease	1	...
017114	... Inflator, tyre.....	1	...
017007	... Lever, tyre.....	1	...
017052	... Spanner, double end, $\frac{3}{16}$ in. by $\frac{1}{2}$ in.....	1	...
017053	... Spanner, double end, $\frac{5}{16}$ in. by $\frac{3}{8}$ in.	1	...
018178	... Spanner, double end, 1.011 in. by 1.2 in.	1	...
017257	... Spanner, double end, $\frac{3}{8}$ in. by .375 in.	1	...
017252	... Spanner, box, with tommy, for sparking plug.....	1	...
017249	... Wrench, adjustable.....	1	...
015023	... Spanner, double end, with gauge, for contacts (Lucas No. 415116)	1	...
015264	... Spanner, single end, for rocker clamping bolts.....	1	...
015213	... Spanner, box, for cylinder head nuts	1	...
014540	... Spanner, box, with tommy, for rocker box cover nuts	1	...
017254	... Spanner, single end, clutch adjustment	1	...
018153	... Spanner, for petrol tap.....	1	...
018055	... Key, for handlebar clip screws	1	...

SPECIAL TOOLS

011381	... Holder, valve, for valve grinding	1	...
015273	... Extractor, for timing pinion and magneto gear	1	...
015374	... Extractor, for camshaft gears	1	...
015955	... Disc, timing (see Instruction Manual)	1	...

The above tools are NOT INCLUDED in the equipment of a new motor cycle.

SERVICE

The **Service and Repair Department** is situated in **Burrage Grove, Plumstead, London, S.E.18.** **Burrage Grove** is the first turning on the left from Burrage Road when entering Burrage Road from the Plumstead Road. (See final paragraph below.)

The nearest Railway Station is **WOOLWICH ARSENAL, SOUTHERN REGION RAILWAY.** This Station is five minutes' walk from our Service Depot in Burrage Grove. There is an excellent service of electric trains from Charing Cross, Waterloo, Cannon Street and London Bridge Stations, Southern Region Railway.

Bus routes 53, 53a, 54, 99 and 122. Trolleybus routes, 696 and 698, and Tram routes 36, 38 and 40, pass the end of Burrage Road (one minute from the Service Depot).

Bus routes 21a, 75 and 161 and Tram routes 44, 46 and 72 serve **Beresford Square** which is three minutes' walk from the **Service and Repair Department.**

Visitors from the North can pass into Woolwich via the Free Ferry between North Woolwich and Woolwich. North Woolwich is a British Railways terminus and is also served by Bus and Trolleybus routes 101, 569, 669 and 685. There is also a tunnel under the River Thames at this point for foot passengers. The Free Ferry accommodates all types of motor vehicles and there is a very frequent service. The Southern landing stage is less than a mile from the Service Depot.

Visitors arriving by road, if they are strangers to the locality, should enquire for **Beresford Square, Woolwich.** Upon arrival there, the road skirting the Royal Arsenal should be followed in an Easterly direction for about four hundred yards, and Burrage Road is the second turning on the right after leaving the square. Burrage Grove is then the first turning on the left.

DETAILED INDEX

	Page
BRAKES	40-41
CARBURETTER	12-14
CABLES (Control)	35-37
CARRIER	31
ELECTRICAL	
Battery	42
Battery carrier	32
Cable clips	43
Dynamo	14
Horn	42
Lamp, Head	42
Lamp, Rear	42
Magneto	14
Sundries	42
Voltage Regulator	41
ENGINE	5 to 10
ENGINE PLATES	15
FOOTRESTS	33
FORKS (Front)	27
FORKS (Rear)	26
FRAME	24-26
GASKETS	17
GRIPS	33-35
GUARDS	
Chaincase, front	32
Chainguard rear	32
Mudguard, front	31
Mudguard, rear	31
Number plate, front	31
Number plate, rear	31
HANDLEBAR	29
LEVERS (Control)	33-35
OFFICE INFORMATION	
Guarantee	3
How to order parts	2
Instruction Book	3
Repairs	3
Service	2
Terms of Business	2
PIPES	
Exhaust	17
Oil	39
Petrol	39
SEATS	33
SERVICE	
How to reach Factory	44
SILENCERS	17
SPEEDOMETER	43
STANDS	29
TANKS	37-39
TELEDRAULIC LEG	26
TOOLS	44
TOOL BOXES	32
TRANSFERS	33
TRANSMISSION	19 to 24
VARIOUS	43
WHEELS	39-40

PRINTED IN ENGLAND

CHAS. F. THORN & SON, LTD.
58-64, Wellington Street
WOOLWICH, S.E. 18

2,000-12-51