

ALL PRICES, EXCEPT THOSE
MARKED ✱, ARE SUBJECT TO
20% INCREASE.

SPARES LIST

for

1953

350 c.c. and 500 c.c.

SINGLE CYLINDER

A·J·S

SPRING FRAME AND RIGID MODELS



A·J·S

MOTOR CYCLES

PROPRIETORS: ASSOCIATED MOTOR CYCLES LIMITED

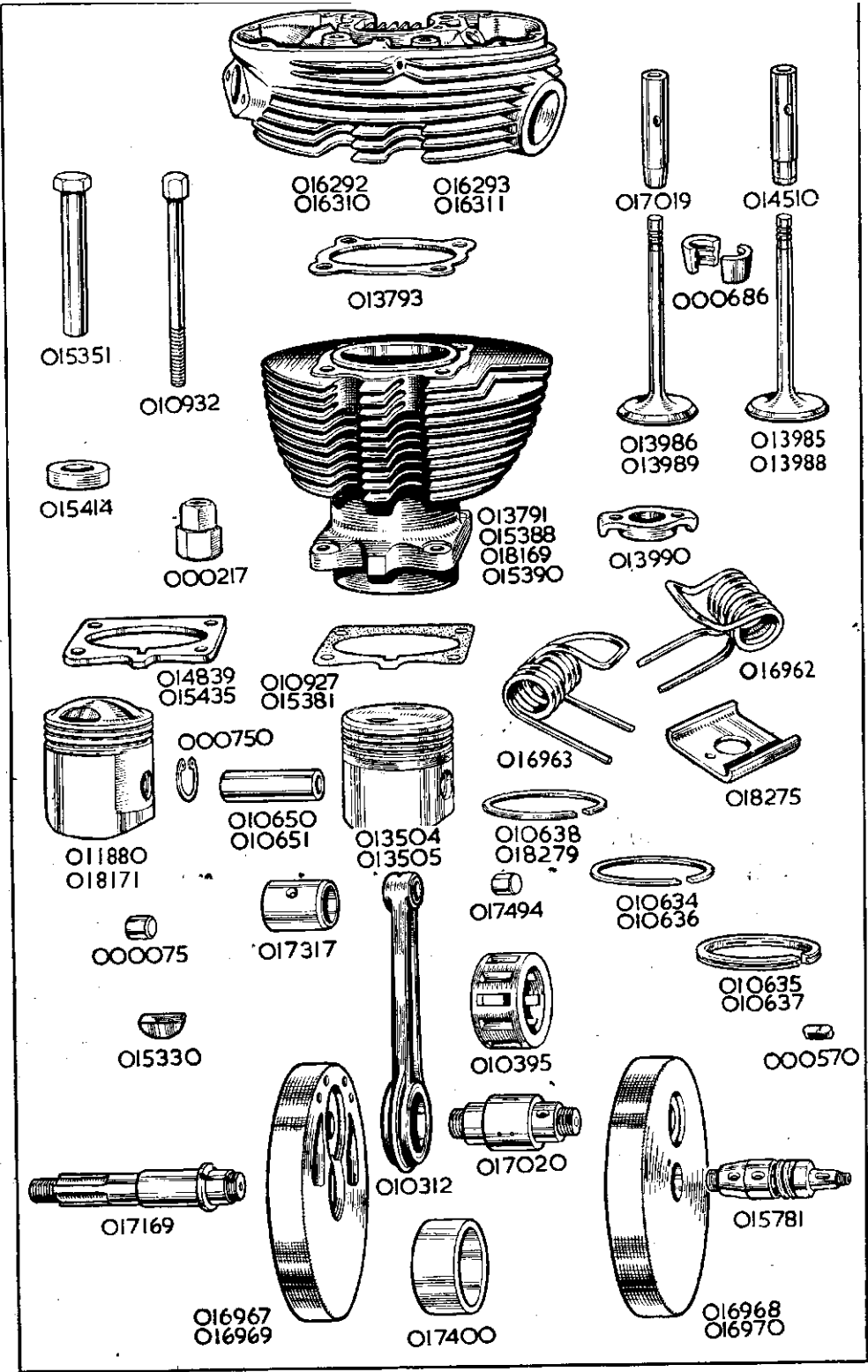
PLUMSTEAD - LONDON - S.E.18

★

Price:

TWO SHILLINGS and SIXPENCE

EDITION CL-36



ENGINE SECTION.

PART NUMBER.	DESCRIPTION.	QTY.	USED ON.	PRICE EACH £ s. d.
--------------	--------------	------	----------	-----------------------

CYLINDER.

013791 ...	Barrel, cylinder.....	1	16M, 16MS ...	2 15 0
015388 ...	Barrel, cylinder.....	1	16MC, 16MCS ...	3 15 0
018169 ...	Barrel, cylinder.....	1	18, 18S ...	3 5 0
015390 ...	Barrel, cylinder.....	1	18C, 18CS ...	4 5 0
014839 ...	Plate, compression, $\frac{1}{8}$ in. thick, not Std. fitting (15).....	1	16MC, 16MCS ...	2 0
015435 ...	Plate, compression, $\frac{1}{8}$ in. thick, not Std. fitting (15).....	1	18C, 18CS ...	2 9
010927 ...	Washer, paper, cylinder base.....	1	16M, 16MS, 18, 18S ...	1
015381 ...	Washer, paper, cylinder base.....	1	16MC, 16MCS, 18C, 18CS ...	1
015381 ...	Washer, paper, compression plate.....	1	16MC, 16MCS, 18C, 18CS ...	1
000217 ...	Nut, retaining cylinder to crankcase.....	4	16M, 16MS, 18, 18S ...	7
015351 ...	Nut, sleeve, retaining cylinder head and barrel to crankcase.....	4	16MC, 16MCS, 18C, 18CS ...	2 9
015414 ...	Spacer, $\frac{1}{4}$ in. long, for cylinder head sleeve nut.....	4	18C, 18CS ...	2
000008 ...	Washer, plain, for cylinder head sleeve nut.....	4	16MC, 16MCS ...	1
Note 15 ...	Compression plate used to obtain medium compression ratio when high compression piston is fitted.			

CYLINDER HEADS.

016852 ...	Head, cylinder, with valve guides.....	1	16M, 16MS ...	6 5 7
016853 ...	Head, cylinder, with valve guides.....	1	16MC, 16MCS ...	6 13 2
016854 ...	Head, cylinder, with valve guides.....	1	18, 18S ...	6 12 8
016855 ...	Head, cylinder, with valve guides.....	1	18C, 18CS ...	7 1 1
016292 ...	Head, cylinder, less valve guides.....	1	16M, 16MS ...	5 17 5
016310 ...	Head, cylinder, less valve guides.....	1	16MC, 16MCS ...	6 5 0
016293 ...	Head, cylinder, less valve guides.....	1	18, 18S ...	6 4 6
016311 ...	Head, cylinder, less valve guides.....	1	18C, 18CS ...	6 12 11
010932 ...	Bolt, securing head to barrel, $3\frac{3}{4}$ ins. by $\frac{5}{8}$ in. by 20 ...	4	16M, 16MS, 18, 18S ...	1 4
000010 ...	Washer, plain, for head securing bolt.....	4	16M, 16MS, 18, 18S ...	1
013793 ...	Gasket, for cylinder head.....	1	16M, 16MS, 18, 18S ...	1 4
000291 ...	Stud, fixing carburetter, 2 ins. by $\frac{5}{16}$ in. by 22 and 26...	2	All ...	4
000004 ...	Nut, for carburetter stud.....	2	All ...	3

ENGINE VALVES.

013985 ...	Valve, inlet.....	1	All 350 ...	10 8
013988 ...	Valve, inlet.....	1	All 500 ...	14 0
013986 ...	Valve, exhaust.....	1	All 350 ...	12 4
013989 ...	Valve, exhaust.....	1	All 500 ...	14 0
016963 ...	Spring, for valve, wide prong.....	2	All ...	6 6
016962 ...	Spring, for valve, narrow prong.....	2	All ...	6 6
013990 ...	Collar, for valve spring.....	2	All ...	4 3
018275 ...	Seat, for valve spring.....	2	All ...	6
000686 ...	Collet, for valve (each in two pieces).....	2	All ...	1 2
017019 ...	Guide, for inlet valve.....	1	All ...	4 1
014510 ...	Guide, for exhaust valve.....	1	All ...	4 1

PART NUMBER.	DESCRIPTION.	QTY.	USED ON.	PRICE EACH		
				£	s.	d.
PISTONS.						
018301	... Piston, complete, normal compression (1).....	1	All 350	1	11	6
016858	... Piston, complete, normal compression (1).....	1	All 500	1	19	9
018304	... Piston, complete, high compression (1).....	1	All 350	2	6	3
018171	... Piston, complete, high compression (1).....	1	All 500	3	2	6
013504	... Piston, bare, normal compression.....	1	All 350	18	1	
013505	... Piston, bare, normal compression.....	1	All 500	1	4	9
011880	... Piston, bare, high compression.....	1	All 350	1	12	6
018172	... Piston, bare, high compression.....	1	All 500	2	7	6
018279	... Ring, compression, $2\frac{3}{32}$ ins. by $\frac{1}{16}$ in. (chrome plated)...	1	All 350	3	9	
010634	... Ring, compression, $2\frac{3}{32}$ ins. by $\frac{1}{16}$ in.	1	All 350	1	6	
010636	... Ring, compression, $3\frac{1}{2}$ ins. by $\frac{1}{16}$ in.	1	All 500	1	9	
010638	... Ring, compression, $3\frac{1}{2}$ ins. by $\frac{1}{16}$ in. (chrome plated)...	1	All 500	4	3	
010635	... Ring, scraper, $2\frac{3}{32}$ ins. by $\frac{1}{8}$ in.	1	All 350	2	3	
010637	... Ring, scraper, $3\frac{1}{2}$ ins. by $\frac{1}{8}$ in.	1	All 500	2	9	
010650	... Pin, gudgeon	1	All 350	4	11	
015987	... Pin, gudgeon (special for H.C. piston).....	1	All 350	5	3	
010651	... Pin, gudgeon	1	All 500	5	3	
000750	... Circlip, for gudgeon pin.....	2	All			6

Normal compression pistons are fitted to all new machines.

The following oversize parts can be supplied :

018302	... Piston, complete, normal compression .020 in. oversize (1)	1	All 350	1	11	6
018303	... Piston, complete, normal compression .040 in., oversize (1)	1	All 350	1	11	6
016938	... Piston, complete, normal compression .020 in., oversize (1)	1	All 500	1	19	9
016857	... Piston, complete, normal compression .040 in., oversize (1)	1	All 500	1	19	9
018305	... Piston, complete, high compression .020 in., oversize (1)	1	All 350	2	6	3
018856	... Piston, complete, high compression .020 in., oversize (1)	1	All 500	3	2	6
013621	... Piston, bare, normal compression .020 in., oversize... ..	1	All 350	18	1	
014723	... Piston, bare, normal compression .040 in., oversize... ..	1	All 350	18	1	
013622	... Piston, bare, normal compression .020 in., oversize... ..	1	All 500	1	4	9
015267	... Piston, bare, normal compression .040 in., oversize... ..	1	All 500	1	4	9
013711	... Piston, bare, high compression .020 in., oversize.....	1	All 350	1	12	6
018857	... Piston, bare, high compression .020 in., oversize.....	1	All 500	2	7	6
018280	... Ring, compression, $2\frac{3}{32}$ ins. plus .020 in. by $\frac{1}{16}$ in. (chrome plated)	1	All 350	3	9	
016443	... Ring, compression, $2\frac{3}{32}$ ins. plus .020 in. by $\frac{1}{16}$ in.	1	All 350	1	6	
018281	... Ring, compression, $2\frac{3}{32}$ ins. plus .040 in. by $\frac{1}{16}$ in. (chrome plated)	1	All 350	3	9	
016444	... Ring, compression, $2\frac{3}{32}$ ins. plus .040 in. by $\frac{1}{16}$ in.	1	All 350	1	6	
013661	... Ring, compression, $3\frac{1}{2}$ ins. plus .020 in. by $\frac{1}{16}$ in.	1	All 500	1	9	
016447	... Ring, compression, $3\frac{1}{2}$ ins. plus .040 in. by $\frac{1}{16}$ in.	1	All 500	1	9	
016449	... Ring, compression, $3\frac{1}{2}$ ins. plus .020 in. by $\frac{1}{16}$ in. (chrome plated)	1	All 500	4	3	
016450	... Ring, compression, $3\frac{1}{2}$ ins. plus .040 in. by $\frac{1}{16}$ in. (chrome plated)	1	All 500	4	3	
016445	... Ring, scraper, $2\frac{3}{32}$ ins. plus .020 in. by $\frac{1}{8}$ in.	1	All 350	2	3	
016446	... Ring, scraper, $2\frac{3}{32}$ ins. plus .040 in. by $\frac{1}{8}$ in.	1	All 350	2	3	
013662	... Ring, scraper, $3\frac{1}{2}$ ins. plus .020 in. by $\frac{1}{8}$ in.	1	All 500	2	9	
016448	... Ring, scraper, $3\frac{1}{2}$ ins. plus .040 in. by $\frac{1}{8}$ in.	1	All 500	2	9	

Note 1 ... "Piston, complete" includes—Piston, one ordinary compression ring, one chrome plated compression ring, one scraper ring, gudgeon pin and two circlips.

RE-BORING.

Cylinders may be re-bored to .020 in. or to .040 in. oversize and normal compression pistons (with rings) (one chrome plated) supplied to suit.

350 Model £2 11s. 8d.* (New gudgeon pins and circlips 7s. 1d.* extra).

500 Model £3 1s. 2d.* (New gudgeon pins and circlips 7s. 6d.* extra).

Cylinders sent for re-boring should be packed in stout cases which will be used by us for their return. Carriage is additional. If a complete machine, or engine, is sent to us for cylinder re-boring, there will be an additional charge, according to the time taken, for dismantling and assembly.

PART NUMBER.	DESCRIPTION.	QTY.	USED ON.	PRICE EACH		
				£	s.	d.

FLYWHEELS.

016967	... Flywheel, bare, driving side.....	1	All 350	...	1	4	9
016968	... Flywheel, bare, timing side.....	1	All 350	...	1	4	9
016969	... Flywheel, bare, driving side	1	All 500	...	1	4	9
016970	... Flywheel, bare, timing side	1	All 500	...	1	4	9
015781	... Axle, timing side flywheel.....	1	All	15	0
017169	... Axle, driving side flywheel	1	All	...	1	7	6
015330	... Key, driving side flywheel axle.....	2	All	4
000230	... Nut, timing side flywheel axle	1	All	7
000234	... Nut, driving side flywheel axle	1	All	...	1	3	
000015	... Screw, lock, timing side flywheel axle nut $\frac{3}{8}$ in. by 3.BA	1	All	1

CONNECTING ROD.

010312	... Rod, connecting with liner and bush.....	1	All	...	1	18	9
017400	... Liner, for big-end bearing	1	All	7	5
017317	... Bush, for gudgeon pin.....	1	All	4	4
000075	... Roller, crankpin, $\frac{1}{4}$ in. by $\frac{1}{4}$ in.....	30	All	3
010395	... Cage, for crankpin rollers	1	All	12	4
017020	... Crankpin	1	All	17	4
000233	... Nut, for crankpin	2	All	1	4

The following oversize part can be supplied, but we recommend only skilled mechanics should fit same, because it is almost general that the big-end journals and sleeves require "lapping" to ensure a correct fit.

017494	... Roller, crankpin, $\frac{1}{4}$ in. plus .001 in. diameter by $\frac{1}{4}$ in. long	30	All	3
--------	--	----	-----	-----	-----	-----	---

CRANKCASE.

018318	... Crankcase, complete (2).....	1	16M, 16MS, 18, 18S	...	5	18	2
016920	... Crankcase, complete (3)	1	16MC, 16MCS, 18C, 18CS	...	6	14	3
018860	... Crankcase, driving side only (4) (6)	1	16M, 16MS, 18, 18S	...	1	16	6
018861	... Crankcase, driving side only (4) (6).....	1	16MC, 16MCS, 18C, 18CS	...	2	5	0
018317	... Crankcase, timing side only (5) (6).....	1	16M, 16MS, 18, 18S	...	4	1	8
016919	... Crankcase, timing side only (5) (6).....	1	16MC, 16MCS, 18C, 18CS	...	4	9	3
000575	... Plug, drain, for timing side crankcase	1	All	6
000485	... Screw, plug, for crankcase oil holes $\frac{1}{4}$ in. by $\frac{1}{4}$ in. by 26	3	All	1
000203	... Washer, fibre, for oil hole screws	3	All	1
000576	... Plug, for cylinder oil feed valve	1	All	4
010934	... Body, for cylinder oil feed valve.....	1	All	...	1	3	
000021	... Ball ($\frac{1}{2}$ in. steel), for cylinder oil feed valve	1	All	1
000701	... Spring, for cylinder oil feed valve	1	All	3
000300	... Stud, for cylinder base, $1\frac{3}{8}$ in. by $\frac{3}{8}$ in. by 26 and 20	4	16M, 16MS, 18, 18S	4
015350	... Stud, for cylinder base, $7\frac{7}{8}$ in. by $\frac{3}{8}$ in. with top end threaded $\frac{3}{8}$ in. by 26 and bottom end threaded $\frac{7}{8}$ in. by 18.....	4	16MC, 16MCS, 18C, 18CS	...	4	9	
000577	... Peg, dowel, locating timing gear cover.....	2	All	1
017182	... Washer, paper, for timing gear cover	1	All	3
010770	... Cover, timing gear, with bushes	1	All	...	1	6	8
000482	... Screw, fixing timing gear cover, $1\frac{1}{8}$ in. by $\frac{1}{4}$ in. by 26	5	All	3
000765	... Cap, in timing gear cover, for cam bush.....	1	All	4

PART NUMBER.	DESCRIPTION.	QTY.	USED ON.	PRICE EACH £ s. d.
--------------	--------------	------	----------	-----------------------

CRANKCASE—continued.

010816	... Cover, magneto chaincase	1	All	10 8
000455	... Screw, fixing magneto chaincase cover, $\frac{1}{8}$ in. by 2.BA	6	All	3
Note 2	... Comprises items 018860 and 018317.			
Note 3	... Comprises items 018861 and 016919.			
Note 4	... Comprises crankcase half and two cylinder base studs.			
Note 5	... Comprises crankcase half, bush for timing side flywheel axle with peg, two camshaft bushes, cylinder oil feed valve assembled, two cylinder base studs and two dowel pins for the timing cover.			
Note 6	... Halves of crankcases must be "matched" in the Factory. Therefore it is necessary to send the sound half of a crankcase when ordering a new half.			

CRANKCASE BEARINGS.

017489	... Bush, timing side flywheel axle.....	1	All	9 0
012233	... Peg, securing timing side bush.....	1	All	1
017191	... Ball bearing, for driving side axle, 1 in. by $2\frac{1}{2}$ ins. by $\frac{5}{8}$ in.	2	All	14 4
010628	... Washer, spacing, between ball bearings (SKEFKO) (7).....	1	All	4
014830	... Washer, spacing, between ball bearings (HOFFMAN) (7).....	1	All	4
017194	... Collar, spacing, between ball bearings.....	1	All	3
000651	... Bush, for exhaust cam, in crankcase.....	1	All	2 10
000652	... Bush, for exhaust cam, in timing cover.....	1	All	2 10
000651	... Bush, for inlet cam, in crankcase.....	1	All	2 10
000651	... Bush, for inlet cam in timing cover.....	1	All	2 10

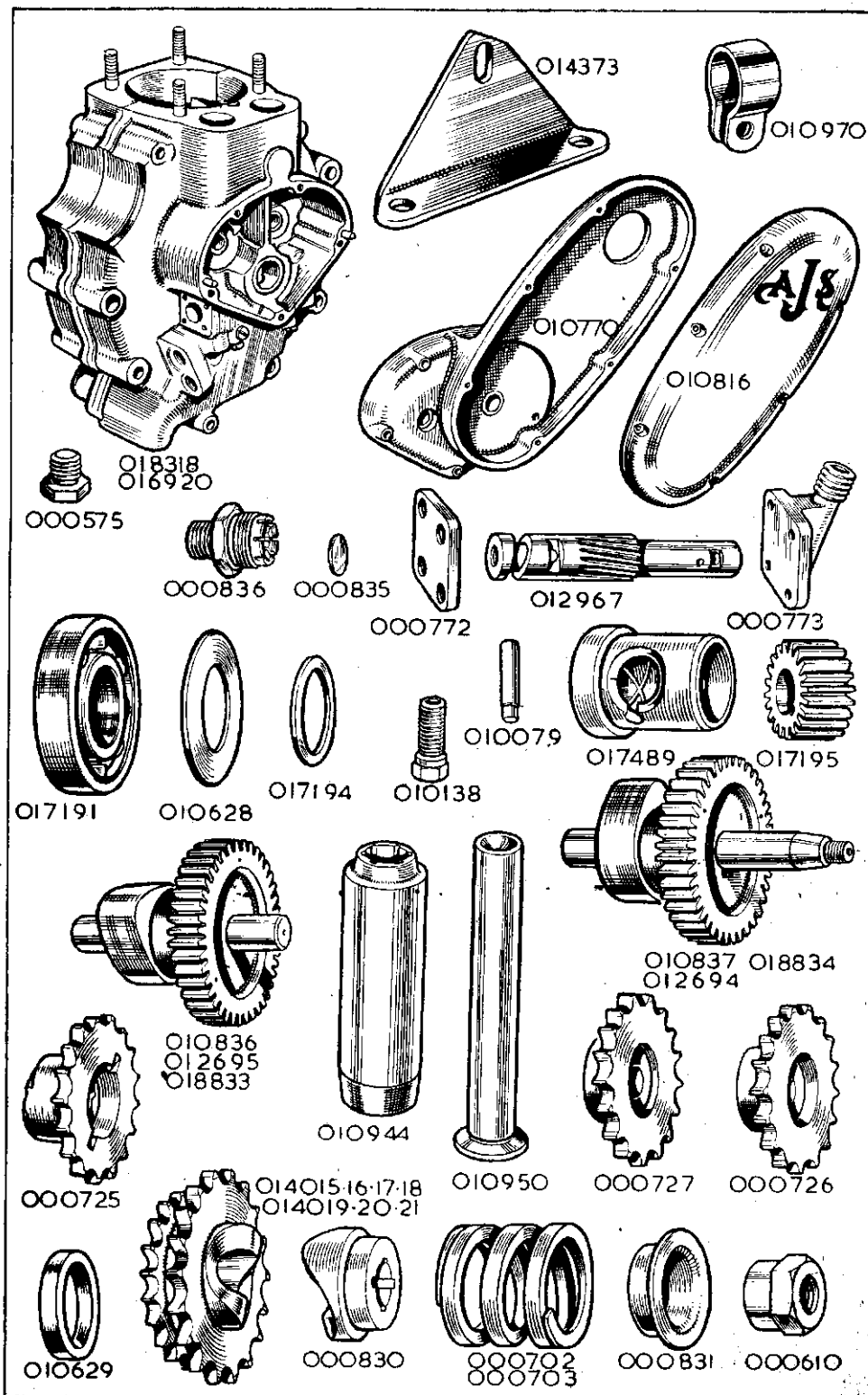
Note 7 ... The standard make of ball bearing used on the driving side flywheel axle is "SKEFKO." Those bearings are in short supply, and it has been necessary to use ball bearings of American "HOFFMAN" make.

Spacing washer 010628 is used with "SKEFKO" bearings, and spacing washer 014830 is used with "HOFFMAN" bearings.

If one "SKEFKO" and one "HOFFMAN" bearing are fitted, as may occur as the result of fitting an "odd" replacement bearing, then the "HOFFMAN" bearing must have a spacing washer 014830 against it and the spacing collar 017194 should be fitted so that it abuts against the "SKEFKO" bearing.

CRANKCASE BOLTS.

010824	... Stud, front, top position, $6\frac{3}{4}$ ins. by $\frac{5}{16}$ in. by 26 and 26	1	All	8
000278	... Stud, front, centre position, $4\frac{1}{8}$ ins. by $\frac{5}{16}$ in. by 26 and 26	1	All	6
000277	... Stud, front, bottom position, $4\frac{3}{8}$ ins. by $\frac{5}{16}$ in. by 26 and 26	1	All	6
000261	... Stud, bottom, rear position, $4\frac{5}{8}$ ins. by $\frac{1}{2}$ in. by 26 and 26	1	All	6
	For the "Stud, bottom, front position" (which also unites the front and rear frames) see FRAME.			
000278	... Stud, rear, top position, $4\frac{9}{16}$ ins. by $\frac{5}{16}$ in. by 26 and 26	1	All	6
	For the "Stud, rear, centre position," see "000316 stud, fixing centre of chaincase," in FRONT CHAINCASE.			
014147	... Bolt, rear, bottom position, $4\frac{5}{8}$ ins. by $\frac{5}{16}$ in. by 26.....	1	All	6
000011	... Washer, plain, for $\frac{5}{16}$ in. studs and bolt	8	All	1
000005	... Nut, $\frac{1}{2}$ in. by 26, for bottom rear stud	2	All	3
000004	... Nut, $\frac{5}{16}$ in. by 26, for all $\frac{5}{16}$ in. studs and bolt	9	All	3



PAKI NUMBER.	DESCRIPTION.	QTY.	ON.	EACH £ s. d.
-----------------	--------------	------	-----	-----------------

OIL PUMP.

012967	Plunger, oil pump	1	All	11 5
010138	Screw, guide, oil pump plunger	1	All	1 3
010079	Pin, guide screw, oil pump plunger	1	All	8
000773	Cap, front end, oil pump	1	All	2 4
000772	Cap, rear end, oil pump	1	All	10
000582	Washer, paper, pump end cap	2	All	1
000015	Screw, fixing front end cap, oil pump, $\frac{3}{8}$ in. by 3.BA	4	All	1
000591	Bolt, fixing rear end cap, oil pump, $\frac{5}{16}$ in. by 3.BA	4	All	3

RELEASE VALVE.

000836	Body, release valve	1	All	1 7
000835	Diaphragm, for release valve	1	All	3

TIMING GEAR.

010837	Camshaft, exhaust	1	All	1 2 0
012694	Camshaft, exhaust (high lift) (for Competition use only)†	1	All	1 5 0
018834	Camshaft exhaust (for Racing only)†	1	All	1 7 6
016847	Washer, shim, .005 in. thick, for exhaust Camshaft	R.	All	2
016848	Washer, shim, .010 in. thick, for exhaust Camshaft	R.	All	2
010836	Camshaft, inlet	1	All	19 3
012695	Camshaft, inlet (high lift) (for Competition use only)†	1	All	1 0 10
018833	Camshaft inlet (for Racing only)†	1	All	1 5 0
017195	Pinion, timing, on flywheel axle	1	All	7 7
000570	Key, for timing pinion	1	All	4
000221	Nut, retaining timing pinion to axle (left hand thread)	1	All	4

† Not fitted to new cycles unless specified.

TAPPETS.

010950	Tappet, bare	2	All	5 4
010944	Guide, for tappet	2	All	4 1

PUSH RODS.

018314	Rod, long, push, complete (8)	2	All Touring and 350 Comp.	7 1
018315	Rod, long, push, complete (8)	2	Comp. 500	7 1
018312	Rod, long, push, bare (9)	2	All Touring and 350 Comp.	3 5
018313	Rod, long, push, bare (9)	2	Comp. 500	3 5
000721	End, ball, bottom of long push rod	2	All	1 7
000592	Screw, adjusting, top of long push rod	2	All	1 7
000216	Nut, lock, push rod adjusting screw	2	All	6

Note 8 ... "ROD, LONG, PUSH, COMPLETE" comprises—one long push rod with top sleeve end, one bottom, ball end and one adjusting screw with lock nut.

Note 9 ... In construction the top sleeve end is first pressed on the push rod and then both sleeve end and rod are tapped, in one operation, to accommodate the adjusting screw. It is not possible to supply the bare rod and the top sleeve end as separate spares. Therefore a "Rod, long, push, bare" includes the top sleeve end fitted to it.

PUSH ROD COVER TUBES.

010952	Tube, cover, for long push rod	2	All	4 1
010672	Gasket, rubber, top of cover tube	2	All	6
016944	Washer, metal, $\frac{3}{4}$ in. thick, located below 010672 rubber gasket	2	All	4
011087	Washer, metal, $\frac{3}{4}$ in. thick, located over 010672 rubber gasket when no compression plate fitted	2	All	4
011087	Washer, metal, $\frac{3}{4}$ in. thick, located over 010672 rubber gasket when compression plate fitted, (two in each location)	4	All 350	4
014603	Washer, metal, $\frac{1}{8}$ in. thick, located over 010672 rubber gasket when compression plate fitted	2	All 500	4
000691	Gland, rubber, bottom of cover tube	2	All	4

ITEM NUMBER.	DESCRIPTION.	QTY.	UNIT.	EACH £ s. d.
--------------	--------------	------	-------	-----------------

ROCKER BOX.

014159	... Rocker box, assembled (10).....	1	16M, 16MS, 18, 18S	5 0 5
015457	... Rocker box, assembled (10).....	1	16MC, 16MCS, 18C, 18CS	5 1 2
014364	... Rocker box, with bushes (11)	1	16M, 16MS, 18, 18S	2 3 2
015458	... Rocker box, with bushes (11).....	1	16MC, 16MCS, 18C, 18CS	2 3 2
013958	... Rocker box, bare.....	1	16M, 16MS, 18, 18S	1 13 0
015422	... Rocker box, bare.....	1	16MC, 16MCS, 18C, 18CS	1 13 0
013984	... Gasket, for rocker box.....	1	All	10
017103	... Bush, for rocker box.....	4	All	2 5
013980	... Cover, side, for rocker box.....	1	16M, 16MS, 18, 18S	5 9
015678	... Cover, side, for rocker box.....	1	16MC, 16MCS, 18C, 18CS	6 6
014229	... Fillet, rubber, rocker box side cover.....	1	All	4
000251	... Stud, fixing rocker box side cover 1 $\frac{1}{8}$ in. by 2.BA	3	All	3
000623	... Nut, for rocker box side cover stud	3	All	7
000205	... Washer, fibre, for rocker box side cover stud	3	All	1
015353	... Bolt, fixing rocker box, short, 1 $\frac{1}{8}$ ins. by $\frac{5}{16}$ in. by 22....	4	All	5
015354	... Bolt, fixing rocker box, long, 2 $\frac{1}{8}$ ins. by $\frac{5}{16}$ in. by 22....	2	All	6
015355	... Bolt, fixing rocker box, long, 2 $\frac{3}{8}$ ins. by $\frac{5}{16}$ in. by 22 with extension $\frac{5}{16}$ in. by 26.....	2	All	1 6
015356	... Bolt, fixing rocker box, centre position 3 $\frac{5}{16}$ ins. by $\frac{5}{16}$ in. by 22	1	All	7
000011	... Washer, plain, rocker box fixing bolts	9	All	1

Note 10 Includes all parts listed in this paragraph (except gasket, fixing bolts and washers), and all those listed under "OVERHEAD ROCKERS" and "EXHAUST VALVE LIFTER."

Note 11 This is a "bare" rocker box to which is fitted four 017103 bushes and two 012722 felt rings.

OVERHEAD ROCKERS.

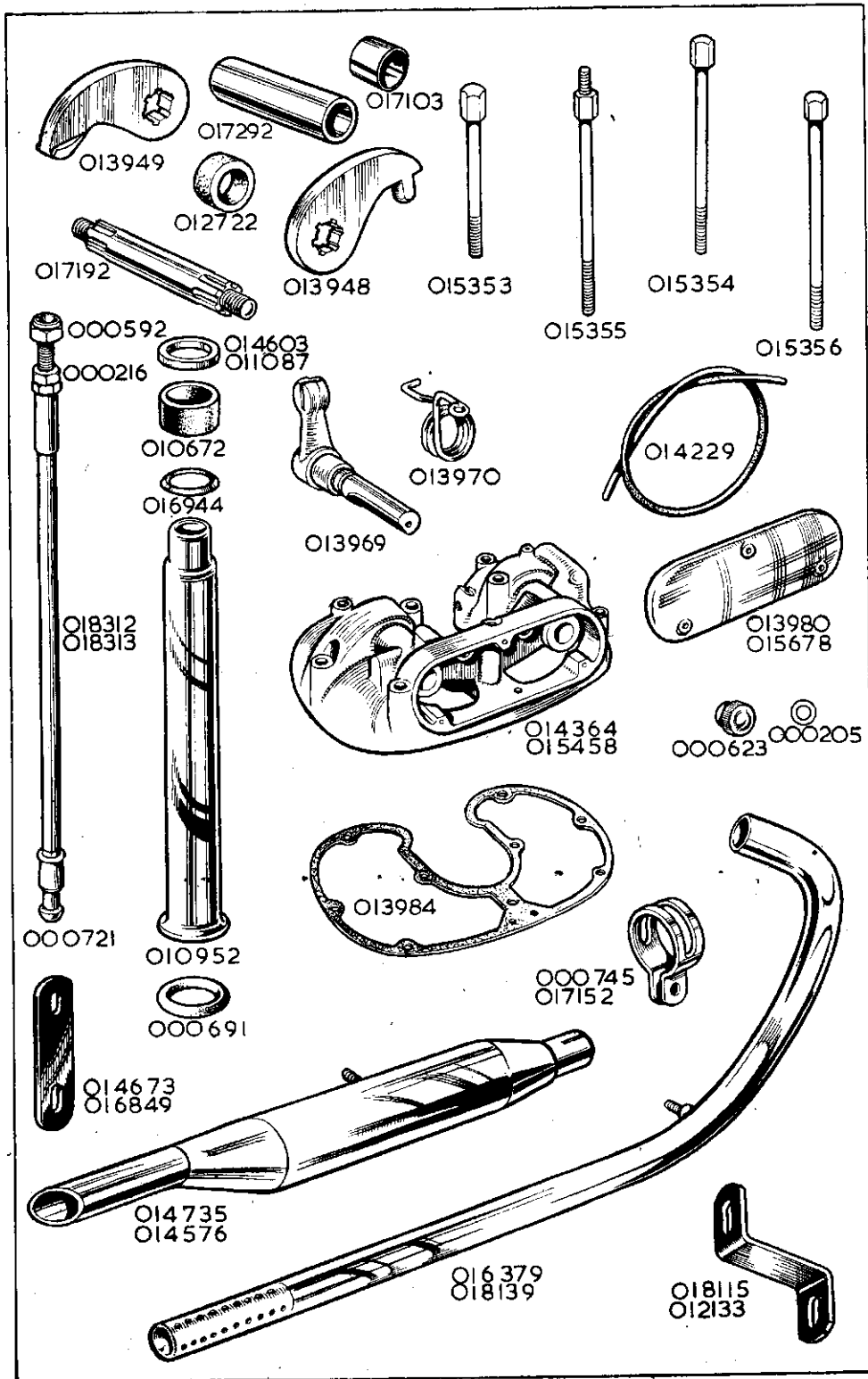
017192	... Axle, rocker.....	2	All	5 9
017292	... Sleeve, for rocker axle	2	All	4 11
013949	... Arm, rocker, valve end, inlet and exhaust.....	2	All	4 1
013948	... Arm, rocker, tappet end, inlet and exhaust.....	2	All	3 8
000010	... Washer, plain, for rocker axle.....	4	All	1
000003	... Nut, for rocker axle	4	All	3
012722	... Ring, felt, for rocker axle sleeve.....	2	All	3

EXHAUST VALVE LIFTER.

013969	... Lever, exhaust lifter.....	1	All	9 3
014523	... Ring, sealing, for valve lifter lever.....	1	All	4
013970	... Spring, for valve lifter lever.....	1	All	4
000451	... Screw, anchor, valve lifter spring, $\frac{1}{2}$ in. by 2.BA.	1	All	3
000039	... Washer, plain, valve lifter spring screw	1	All	1

ROCKER BOX STAY.

014373	... Stay, for rocker box.....	1	All	1 3
000004	... Nut, fixing stay to rocker box bolt extension	2	All	3
000011	... Washer, plain, rocker box bolt extension	2	All	1
010970	... Clip, for rocker box stay.....	1	All	10



PART NUMBER.	DESCRIPTION.	QTY.	USED ON.	PRICE EACH £ s. d.
ROCKER BOX STAY—continued.				
000363 ...	Bolt, for rocker box stay clip, $\frac{3}{8}$ in. by $\frac{3}{16}$ in. by 26	1	All ...	4
000011 ...	Washer, plain, rocker box stay clip bolt	1	All ...	1
000004 ...	Nut, rocker box stay clip bolt	1	All ...	3

GASKETS.

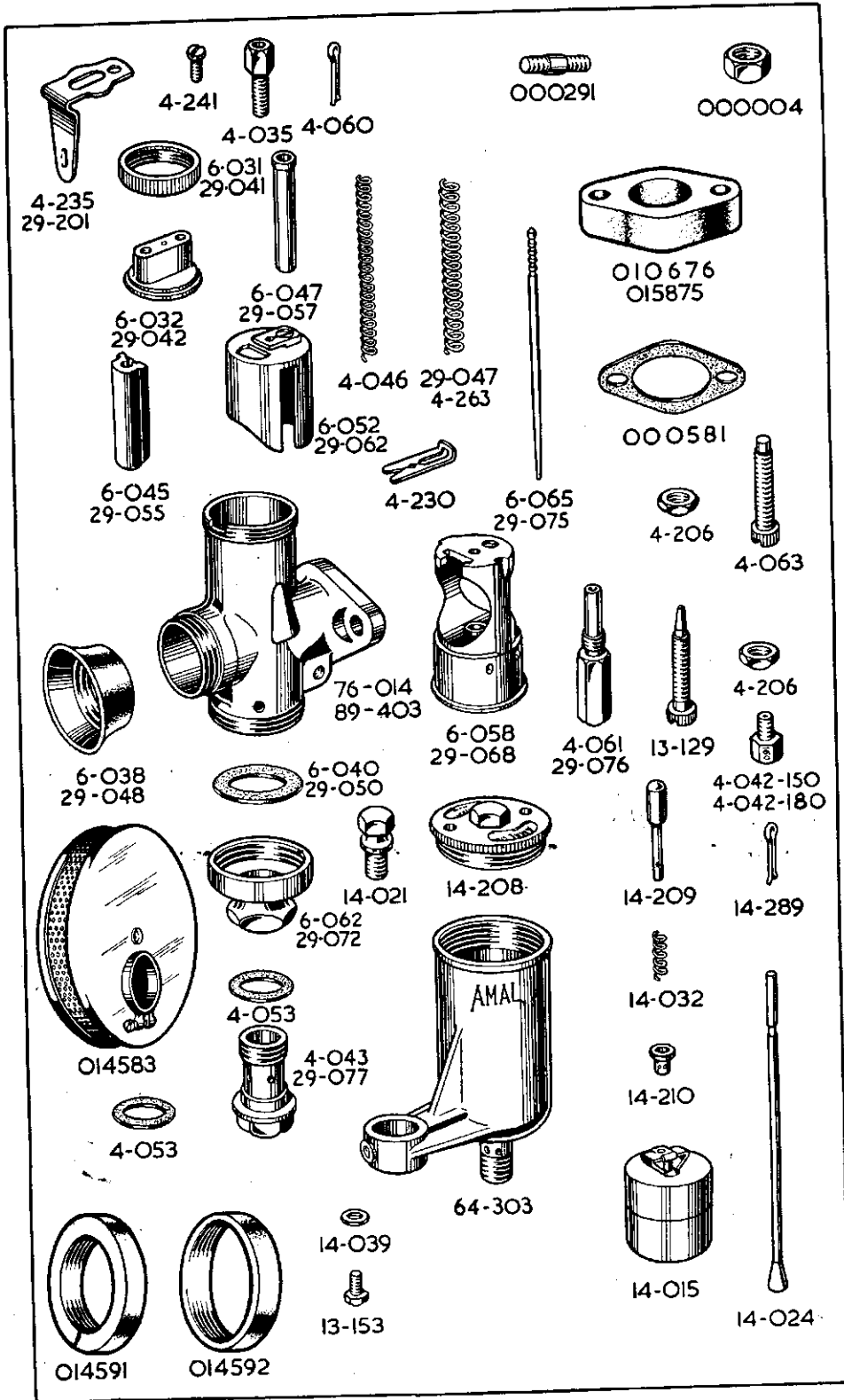
Engine gaskets are supplied as separate spares and in complete sets.
Single gaskets are listed in the groups to which they belong.
Gaskets in sets are listed on page 61.

EXHAUST PIPE AND SILENCER SECTION.

PART NUMBER.	DESCRIPTION.	QTY.	USED ON.	PRICE EACH £ s. d.
EXHAUST PIPES.				
016379 ...	Pipe, exhaust, bare	1	16M, 16MS	5 4
018547 ...	Pipe, exhaust, bare	1	16MC	2 6
018146 ...	Pipe, exhaust, bare	1	16MCS	9 2
018139 ...	Pipe, exhaust, bare	1	18, 18S	6 5
018548 ...	Pipe, exhaust, bare	1	18C	4 3
018148 ...	Pipe, exhaust, bare	1	18CS	11 8
016467 ...	Pipe, extension, for exhaust pipe (12)	1	16MC, 16MCS, 18C, 18CS	1 1
012133 ...	Stay, for exhaust pipe	1	16M, 16MS	8
018115 ...	Stay, for exhaust pipe	1	18, 18S	9
014747 ...	Stay, for exhaust pipe	1	16MC, 18C	8
018278 ...	Stay, for exhaust pipe	1	16MCS, 18CS	8
000004 ...	Nut, fixing exhaust pipe to stay	1	All	3
000174 ...	Washer, plain, exhaust pipe fixing nut	1	All	1
000192 ...	Washer, spring, exhaust pipe fixing nut	1	All	1
Note 12	This is an optional extra, and fits in place of the standard silencer.			

SILENCERS.

014735 ...	Silencer, bare	1	16M, 16MS, 16MC, 18C, 16MCS, 18CS	10 7
014576 ...	Silencer, bare	1	18, 18S	11 8
017152 ...	Clip, clamping silencer to exhaust pipe	1	16M, 16MS, 16MC, 16MCS, 18C, 18CS	7
000745 ...	Clip, clamping silencer to exhaust pipe	1	18, 18S	7
000363 ...	Bolt, for silencer clip $\frac{3}{8}$ in. by $\frac{3}{16}$ in. by 26	1	All	4
000174 ...	Washer, plain, for silencer clip bolt	1	All	1
000004 ...	Nut, for silencer clip bolt	1	All	3
014673 ...	Stay, for silencer	1	16MS, 18S	6
016849 ...	Stay, for silencer	1	16MCS, 18CS	8
000004 ...	Nut fixing silencer to stay	1	All	3
000174 ...	Washer, plain, for silencer fixing nut	1	All	1
000192 ...	Washer, spring, for silencer fixing nut	1	All	1
000004 ...	Nut, fixing silencer stay to frame	1	16MS, 16MCS, 18S, 18CS	3
000174 ...	Washer, plain, for silencer stay fixing nut	1	ditto	1
000192 ...	Washer, spring, for silencer stay fixing nut	1	ditto	1



CARBURETTER SECTION.

PART NUMBER.	DESCRIPTION.	QTY.	USED ON.	PRICE EACH £ s. d.
CARBURETTER.				
014185 ...	Carburetter, complete (less controls) Type 76 AE-IAK	1	All 350	... 3 0 0*
011068 ...	Carburetter, complete (less controls) Type 89B-IAK...	1	All 500	... 3 10 6*
010676 ...	Spacer, for carburetter, $\frac{3}{16}$ in. wide, 1 in. bore.....	1	All 350	... 2 5
015875 ...	Spacer, for carburetter, $\frac{1}{16}$ in. wide, $1\frac{1}{8}$ in. bore.....	1	All 500	... 2 3
000581 ...	Gasket, for carburetter	1	All 3
000581 ...	Gasket, for carburetter spacer	1	All 3
FLOAT CHAMBER.				
64-303 ...	Chamber, float, bare.....	1	All 14 0*
13-153 ...	Screw, plug, passage in float chamber.....	1	All 3*
14-039 ...	Washer, fibre, passage plug screw.....	1	All 1*
4-043 ...	Bolt, holding float chamber.....	1	All 350	... 3 0*
29-077 ...	Bolt, holding float chamber.....	1	All 500	... 3 0*
4-053 ...	Washer, fibre, chamber holding bolt.....	2	All 2*
14-208 ...	Top (or cover) for float chamber.....	1	All 3 9*
14-021 ...	Screw, locking float chamber top.....	1	All 4*
14-015 ...	Float, bare.....	1	All 3 9*
14-024 ...	Needle, for float	1	All 1 6*
14-178 ...	Nut, lock, float needle seat.....	1	All 4*
14-175 ...	Washer, fibre, float needle seat	1	All 2*
14-209 ...	Tickler.....	1	All 10*
14-210 ...	Stop, for tickler.....	1	All 3*
14-032 ...	Spring, for tickler.....	1	All 2*
14-289 ...	Cotter, for tickler.....	1	All 1*
MIXING BODY.				
76-014 ...	Body, mixing, bare	1	All 350	... 14 0*
89-403 ...	Body, mixing, bare	1	All 500	... 16 0*
6-062 ...	Nut, union, mixing body base.....	1	All 350	... 2 3*
29-072 ...	Nut, union, mixing body base.....	1	All 500	... 3 0*
6-040 ...	Washer, fibre, body union nut.....	1	All 350	... 2*
29-050 ...	Washer, fibre, body union nut.....	1	All 500	... 2*
6-032 ...	Top, for mixing chamber.....	1	All 350	... 2 6*
29-042 ...	Top, for mixing chamber.....	1	All 500	... 3 3*
6-031 ...	Ring, fixing top to mixing body.....	1	All 350	... 2 6*
29-041 ...	Ring, fixing top to mixing body.....	1	All 500	... 3 0*
4-235 ...	Clip, locking top fixing ring	1	All 350	... 9*
29-201 ...	Clip, locking top fixing ring	1	All 500	... 9*
4-241 ...	Screw, securing locking clip to body top.....	1	All 2*
4-035 ...	Adjuster, for control cable, throttle or air	2	All 6*
6-038 ...	Intake, air.....	1	All 350	... 3 0*
29-048 ...	Intake, air.....	1	All 500	... 3 6*

PART NUMBER.	DESCRIPTION.	QTY.	USED ON.	PRICE EACH		
				£	s.	d.

JETS.

6-058	... Choke, or jet barrel.....	1	All 350	...	7	6*
29-068	... Choke, or jet barrel.....	1	All 500	...	10	0*
4-061	... Needle jet.....	1	All 350	...	2	6*
29-076	... Needle jet.....	1	All 500	...	2	6*
4-042-150	... Jet, main, size 150 (no air cleaner fitted).....	1	All 350	...		8*
4-042-180	... Jet, main, size 180 (no air cleaner fitted).....	1	All 500	...		8*
6-065	... Needle, taper, for needle jet.....	1	All 350	...	2	0*
29-075	... Needle, taper, for needle jet.....	1	All 500	...	2	0*
4-230	... Clip, for jet taper needle.....	1	All	...		6*
4-060	... Pin, split, locating taper needle clip.....	1	All	...		1*
13-129	... Screw, for pilot jet air adjustment.....	1	All	...		9*
4-206	... Nut, lock, for pilot jet air screw.....	1	All	...		2*

We can also supply the following alternative jets.

4-042-130	... Jet, main, size 130.....	1	All	...		8*
4-042-140	... Jet, main, size 140.....	1	All	...		8*
4-042-160	... Jet, main, size 160.....	1	All	...		8*
4-042-170	... Jet, main, size 170.....	1	All	...		8*

VALVES (CARBURETTER).

6-052	... Valve, throttle, size 6 by 4.....	1	All 350	...	6	0*
29-062	... Valve, throttle, size 29 by 4.....	1	All 500	...	6	6*
29-047	... Spring, for throttle valve.....	1	All 350	...		4*
4-263	... Spring, for throttle valve.....	1	All 500	...		4*
4-063	... Screw, stop, for throttle valve.....	1	All	...		9*
4-206	... Nut, lock, for throttle stop screw.....	1	All	...		2*
6-045	... Valve, air.....	1	All 350	...	3	9*
29-055	... Valve, air.....	1	All 500	...	4	0*
6-047	... Guide, tubular, for air valve spring.....	1	All 350	...	1	0*
29-057	... Guide, tubular, for air valve spring.....	1	All 500	...	1	3*
4-046	... Spring, for air valve.....	1	All	...		4*

AIR CLEANER. (This is optional extra equipment).

014583	... Cleaner, air.....	1	All	...	0	0*
014591	... Adaptor, for air cleaner.....	1	All 350	...	1	6*
014592	... Adaptor, for air cleaner.....	1	All 500	...	1	6*
016982	... Set of air cleaner elements comprising filter element and two fabric end gaskets.....	1	All	...	8	0*

When an AIR CLEANER is fitted it is essential to :-

(a) Use an adaptor in order to fit the cleaner to carburetter intake. (014583 does not include the adaptor.)

(b) Fit a smaller jet, viz :-
for 350 use jet 4-042-130 (size 130),
for 500 use jet 4-042-160 (size 160).

BY USING GENUINE SPARES YOU ARE ASSURED THEY WILL FIT ACCURATELY AND GIVE SATISFACTORY SERVICE

TRANSMISSION SECTION.

PART NUMBER.	DESCRIPTION.	QTY.	USED ON.	PRICE EACH £ s. d.
--------------	--------------	------	----------	-----------------------

ENGINE SPROCKET.

014016	... Sprocket, engine, bare, 16 teeth	1	16MC, 16MCS	4 4
014018	... Sprocket, engine, bare, 18 teeth	1	16M, 16MS, 18C, 18CS	4 4
014021	... Sprocket, engine, bare, 21 teeth	1	18, 18S	4 10
010629	... Spacer, collar, for engine sprocket	1	All	1 2
000702	... Spring, engine shock absorber	1	All 350	2 2
000703	... Spring, engine shock absorber	1	All 500	3 1
000830	... Cam, engine shock absorber	1	All	8 3
000831	... Cap, engine shock absorber spring	1	All	1 1
000610	... Nut, lock, engine shock absorber	1	All	10
012444	... Washer, felt, between engine sprocket and crankcase ...	1	16MC, 16MCS, 18C, 18CS	4

The following alternative engine sprockets can be supplied.

014015	... Sprocket, engine, bare, 15 teeth	1	All	4 4
014017	... Sprocket, engine, bare, 17 teeth	1	All	4 4
014019	... Sprocket, engine, bare, 19 teeth	1	All	4 10
014020	... Sprocket, engine, bare, 20 teeth	1	All	4 10

MAGNETO DRIVING SPROCKET.

000727	... Sprocket, magneto, on engine camshaft	1	All	5 6
000011	... Washer, plain, for camshaft sprocket	1	All	1
000004	... Nut, retaining, for camshaft sprocket	1	All	3
000726	... Sprocket, magneto, on armature shaft	1	All	5 6
140074	... Washer, plain, for armature sprocket	1	All	1*
171284	... Nut, retaining, for armature shaft sprocket	1	All	3*

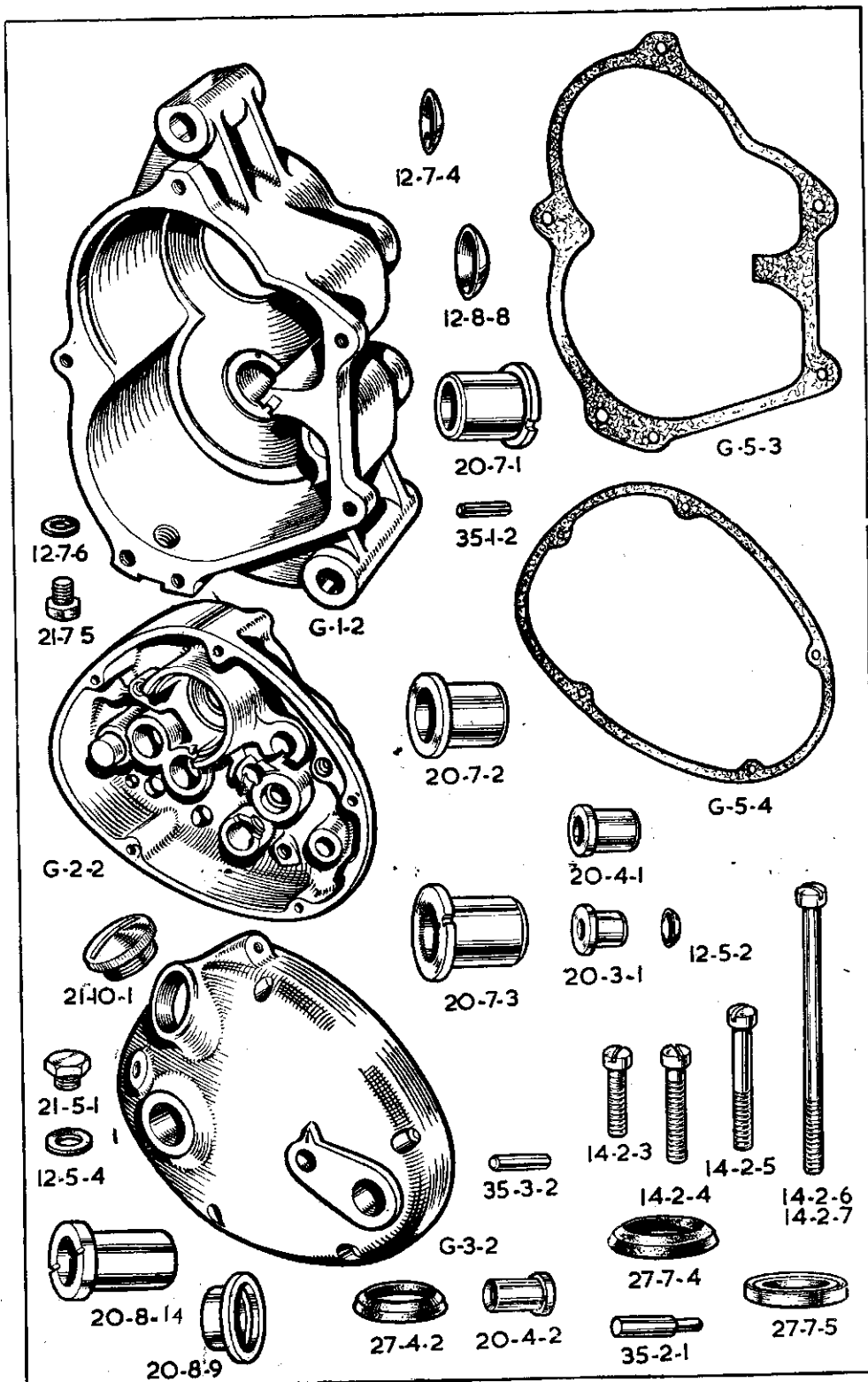
DYNAMO SPROCKET.

000725	... Sprocket, on dynamo shaft	1	All	6 11
000572	... Key, for dynamo sprocket	1	All	3
000010	... Washer, plain, for dynamo sprocket nut	1	All	1
000164	... Washer, lock, for dynamo sprocket nut	1	All	3
000708	... Ring, lock, for dynamo sprocket nut	1	All	1
000611	... Nut, retaining, for dynamo sprocket	1	All	10

GEARBOX.

016708	... Gearbox, complete with four plate clutch, foot gear lever and kick-starter lever	1	16M, 16MS	★
016709	... Gearbox, complete with five plate clutch, foot gear lever and kick-starter lever	1	18, 18S	★
018527	... Gearbox, complete with five plate clutch, foot gear lever and kick-starter lever	1	16MC, 18C	★
016711	... Gearbox, complete with five plate clutch, foot gear lever and kick-starter lever	1	16MCS, 18CS	★

★ Price on application.



NUMBER.	DESCRIPTION.	QTY.	ON.	EACH £ s. d.
---------	--------------	------	-----	-----------------

CHAINS.

017381 ...	Chain, front, 65 links, $\frac{1}{2}$ in. by .305 in. (13).....	1	16MC, 16MCS	1 0 9*
017298 ...	Chain, front, 66 links, $\frac{1}{2}$ in. by .305 in. (13).....	1	16M, 16MS, 18C, 18CS	1 1 1*
017299 ...	Chain, front, 67 links, $\frac{1}{2}$ in. by .305 in. (13).....	1	18, 18S	1 1 5*
017380 ...	Chain, rear, 90 links, $\frac{3}{8}$ in. by .380 in. (13).....	1	16MC, 18C	2 2 2*
017301 ...	Chain, rear, 94 links, $\frac{3}{8}$ in. by .380 in. (13).....	1	16M, 18	2 4 1*
017376 ...	Chain, rear, 98 links, $\frac{3}{8}$ in. by .380 in. (13).....	1	16MS, 16MCS, 18S, 18CS	2 5 11*
017296 ...	Chain, dynamo, 49 links, $\frac{3}{8}$ in. by .225 in. (14).....	1	All	8 0*
017294 ...	Chain, magneto, 46 links, $\frac{3}{8}$ in. by .225 in. (14).....	1	All	7 7*
110046-26	Link, connecting, for $\frac{1}{2}$ in. chains.....	R	All	8*
110056-26	Link, connecting, for $\frac{3}{8}$ in. chains.....	R	All	11*
110046-30	Link, cranked, for $\frac{1}{2}$ in. chains.....	R	All	1 2*
110056-30	Link, cranked, for $\frac{3}{8}$ in. chains.....	R	All	1 7*
110046-27	Clip, spring, for $\frac{1}{2}$ in. connecting links.....	R	All	1 3*
110056-27	Clip, spring, for $\frac{3}{8}$ in. connecting links.....	R	All	2*

Note 13 ... The prices of front and rear chains include spring connecting links, and these are also included in the number of links per chain. We do not sell odd lengths of chain.

Note 14 ... Magneto and Dynamo chains are endless. We do not sell connecting and cranked links for same.

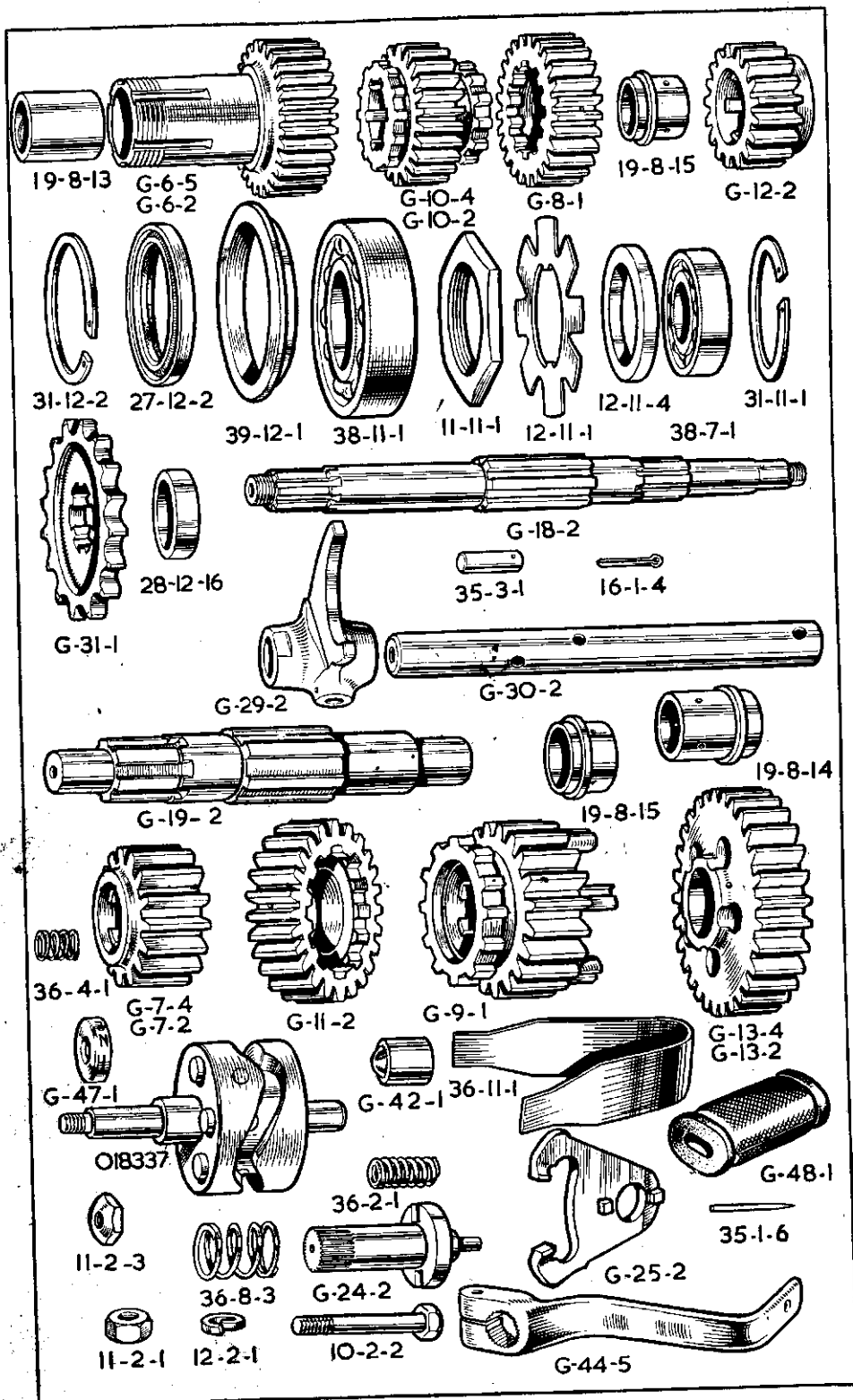
GEAR BOX FIXING PARTS.

010957 ...	Bolt, gearbox top fixing, $5\frac{3}{16}$ ins. by $\frac{7}{16}$ in. by 26.....	1	All	2 0
000318 ...	Stud, gearbox bottom fixing, $4\frac{5}{8}$ ins. by $\frac{7}{16}$ in. by 26.....	1	All	10
012999 ...	Spacer, $\frac{3}{16}$ in. wide, on top bolt, outside right.....	1	All	4
000002 ...	Nut, for gearbox top fixing bolt.....	1	All	4
000002 ...	Nut, for gearbox bottom fixing stud.....	2	All	4
000009 ...	Washer, plain, for top fixing bolt, left side.....	1	All	1
013987 ...	Eye-bolt, for front chain adjustment.....	1	All	1 9
000215 ...	Nut, for front chain adjustment eye-bolt.....	2	All	4
000785 ...	Crosshead, for front chain adjustment eye-bolt.....	1	All	1 0
000361 ...	Bolt, fixing crosshead to engine plate, $\frac{5}{16}$ in. by $\frac{5}{16}$ in. by 26.....	1	16M, 16MC, 18, 18C	3
000011 ...	Washer, plain, for crosshead fixing bolt.....	1	16M, 16MC, 18, 18C	1

GEAR BOX SHELL.

G-1-2 ...	Shell, gearbox, bare.....	1	All	2 5 0*
21-7-5 ...	Plug, drain, for gearbox shell.....	1	All	9*
12-7-6 ...	Washer, fibre, for gearbox shell drain plug.....	1	All	1*
12-7-4 ...	Cap, in shell, covering bore for selector spindles.....	2	All	3*
35-3-2 ...	Pin, dowel, locating, kick-starter case on gearbox shell	1	All	4*
G-2-2 ...	Case, kick-starter.....	1	All	1 5 0*
G-5-3 ...	Washer, paper, between shell and kick-starter case.....	1	All	1*
G-3-2 ...	Cover, for kick-starter case.....	1	All	1 5 0*
G-5-4 ...	Washer, paper, between kick-starter case and cover...	1	All	1*
28-12-19 ...	Piece, locating, between kick-starter case and cover...	1	All	1 6*
35-1-1 ...	Pin, dowel, locating fixed cam-plate in kick-starter case	2	All	3*
21-10-1 ...	Cap, filler, for kick-starter case cover.....	1	All	3 0*
21-5-1 ...	Plug, oil level, in kick-starter case cover.....	1	All	9*
12-5-4 ...	Washer, fibre, for oil level plug.....	1	All	1*
35-2-1 ...	Pin, anchor, in cover, for kick-starter spring.....	1	All	6*
14-2-3 ...	Screw, $\frac{7}{8}$ in. under head.....	1	All	6*
14-2-4 ...	Screw, $1\frac{1}{8}$ in. under head.....	3	All	9*
14-2-5 ...	Screw, $1\frac{3}{8}$ in. under head.....	2	All	9*
14-2-6 ...	Screw, $2\frac{1}{8}$ ins. under head.....	1	All	1 0*
14-2-7 ...	Screw, $3\frac{1}{8}$ ins. under head.....	1	All	1 0*

Above screws have cheese heads and are threaded $\frac{1}{4}$ in. whit.



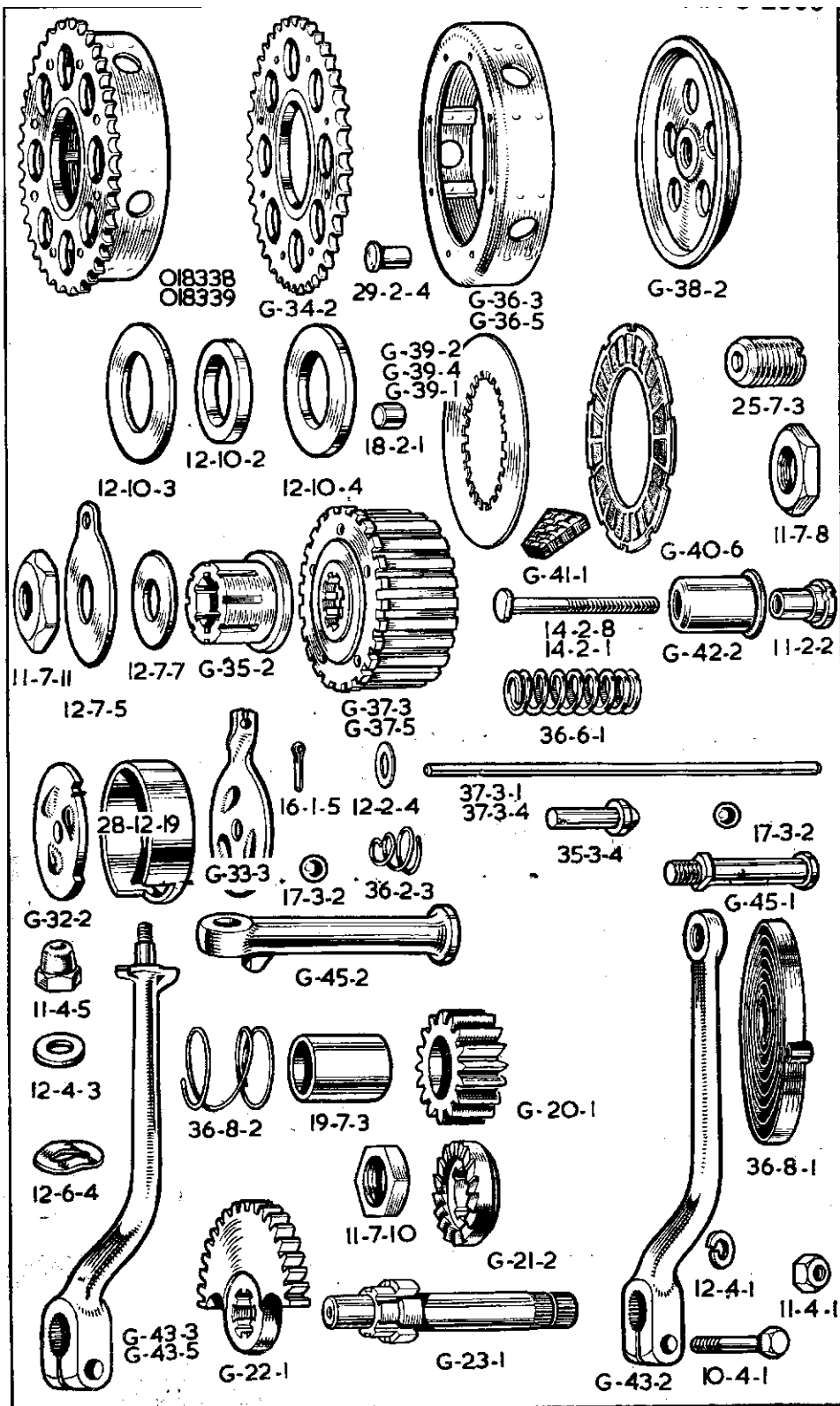
PART NUMBER.	DESCRIPTION.	QTY.	USED ON.	PRICE EACH	
				£	s. d.
SHAFTS AND GEARS.					
G-18-2	Mainshaft, for gearbox.....	1	All	7	6*
G-19-2	Layshaft, for gearbox.....	1	All	10	0*
G-6-2	Gear, driving, mainshaft, with bushes, 28 teeth.....	1	16M, 16MS, 16MCS, 18, 18S, 18CS	2	8 0*
G-6-5	Gear, driving, mainshaft with bushes, 30 teeth.....	1	16MC, 18C	2	8 0*
G-12-2	Gear, first, mainshaft, 17 teeth.....	1	All	15	0*
G-10-2	Gear, second, mainshaft, 22 teeth.....	1	16M, 16MS, 16MCS, 18, 18S, 18CS	1	18 6*
G-10-4	Gear, second, mainshaft, 21 teeth.....	1	16MC, 18C	1	18 6*
G-8-1	Gear, third, mainshaft, 25 teeth.....	1	All	1	1 0*
G-7-2	Pinion, on layshaft, 18 teeth.....	1	16M, 16MS, 16MCS, 18, 18S, 18CS	15	0*
G-7-4	Pinion, on layshaft, 17 teeth.....	1	16MC, 18C	15	0*
G-13-2	Gear, first, layshaft, with bush, 29 teeth.....	1	16M, 16MS, 16MCS, 18, 18S, 18CS	1	1 0*
G-13-4	Gear, first, layshaft, with bush, 30 teeth.....	1	16MC, 18C	1	1 0*
G-11-2	Gear, second, layshaft, with bush, 24 teeth.....	1	All	1	1 0*
G-9-1	Gear, third, layshaft, 21 teeth.....	1	All	1	18 6*
19-8-13	Bush, for mainshaft driving gear.....	2	All	3	0*
19-8-15	Bush, for mainshaft third gear.....	1	All	5	0*
19-8-15	Bush, for layshaft second gear.....	1	All	5	0*
19-8-14	Bush, for layshaft first gear.....	1	All	5	0*

GEARBOX BEARINGS, CAPS AND OIL-SEALS

38-11-1	Bearing, ball, $1\frac{3}{4}$ in. by 62 mm. by 16 mm. for driving gear on mainshaft.....	1	All	2	6*
27-12-2	Oil-seal, for driving gear bearing.....	1	All	4	6*
39-12-1	Housing, for driving gear bearing oil-seal.....	1	All	2	6*
31-12-2	Ring, split, retaining driving gear bearing.....	1	All		6*
38-7-1	Bearing, ball, 17 mm. by 40 mm. by 12 mm. for mainshaft (kick-starter end).....	1	All	18	9*
12-11-3	Spacer, $\frac{1}{8}$ in. thick, for mainshaft ball bearing.....	2	All		3*
31-11-1	Ring, split, retaining mainshaft ball bearing.....	1	All		6*
20-7-1	Bush, for layshaft (clutch end) (-843 in. long).....	1	All	6	0*
35-1-2	Pin, dowel, locating layshaft bush.....	1	All		2*
12-8-8	Cap, in shell, covering bore, for layshaft.....	1	All		4*
20-7-3	Bush, for layshaft (kick-starter end) (-779 in. long).....	1	All	6	0*
35-1-2	Pin, dowel, locating layshaft bush.....	1	All		2*
20-7-2	Bush, in kick-starter case, for kick-starter spindle.....	1	All	3	0*
20-8-14	Bush, in cover, for kick-starter spindle.....	1	All	3	0*
27-7-5	Oil-seal, in cover bush, for kick-starter spindle.....	1	All	3	6*
20-4-1	Bush, in kick-starter case, for cam spindle.....	1	All	2	6*
20-4-2	Bush, kick-starter case cover.....	1	All	2	0*
27-4-2	Oil-seal, in cover bush, for cam spindle.....	1	All		3*
20-3-1	Bush, in kick-starter case, for control quadrant spindle.....	1	All	1	6*
12-5-2	Cap, in kick-starter case, covering bore for control quadrant spindle.....	1	All		1*
20-8-9	Bush, in cover, for control quadrant spindle.....	1	All	2	6*
27-7-4	Oil-seal, in cover bush, for control quadrant spindle.....	1	All		4*

GEARBOX SMALL SPROCKET

G-31-1	Sprocket, gearbox, 16 teeth by $\frac{5}{8}$ in. by .380 in.....	1	All	2	6*
28-12-16	Collar, spacing, gearbox sprocket, .435 in. wide.....	1	All	1	6*
12-11-1	Washer, lock, for gearbox sprocket nut.....	1	All		9*
11-11-1	Nut, fixing gearbox sprocket to driving gear.....	1	All	2	7*
018494	Deflector, water, fits under nut 11-11-1.....	1	16MC, 18C, 16MCS, 18CS...	1	3



PART NUMBER.	DESCRIPTION.	QTY.	USED ON.	PRICE EACH £ s. d.
GEAR OPERATING PARTS				
G-30-2	Spindle, for selector forks.....	2	All	7 6*
G-29-2	Fork, for gear selection.....	2	All	10 0*
35-3-1	Peg, for selector spindles.....	4	All	6*
16-1-4	Pin, cotter, for selector spindle pegs.....	4	All	1*
018337	Cam, assembly	1	All	1 10 0*
	The cam assembly comprises:			
	1—G-27-2 Spindle.			
	1—G-28-1 Cam.			
	3—35-2-4 Pegs.			
	1—35-2-2 Locating pegs.			
	2—35-1-4 Cam stop pegs.			
	(Above parts not sold as separate spares)			
G-42-1	Plunger, locating cam assembly.....	1	All	2 0*
36-2-1	Spring, for cam assembly locating plunger.....	1	All	6*
G-25-2	Quadrant, for control spindle.....	1	All	7 6*
35-2-6	Peg, quadrant drive.....	1	All	3*
G-24-2	Spindle, for gear control quadrant.....	1	All	12 6*
36-11-1	Spring, primary, for control quadrant.....	1	All	2 0*
36-8-3	Spring, secondary, for control quadrant.....	1	All	6*
G-47-1	Indicator	1	All	9*
36-4-1	Spring under indicator.....	1	All	3*
11-2-3	Nut, retaining indicator	1	All	3*
G-44-5	Lever, foot, for gear control.....	1	All	11 3*
G-48-1	Pad, rubber, for gear foot lever.....	1	All	1 1*
35-1-6	Pin, fixing gear foot lever rubber pad.....	1	All	1 1*
10-2-2	Bolt, clamping gear foot lever.....	1	All	1 10*
12-2-1	Washer, spring, for gear foot lever bolt.....	1	All	1*
11-2-1	Nut, for gear foot lever bolt.....	1	All	3*

CLUTCH

G-36-5	Case, for four plate clutch.....	1	16M, 16MS	18 0*
G-36-3	Case, for five plate clutch.....	1	16MC, 18, 18S, 18C, 18CS, 16MCS	18 0*
29-2-4	Rivet, for clutch case and chainwheel.....	8	All	2*
G-34-2	Chainwheel, 40 teeth by $\frac{1}{2}$ in. by .305 in.....	1	All	1 10 0*
018338	Case and chainwheel, assembled (four plate).....	1	16M, 16MS	2 11 0*
018339	Case and chainwheel, assembled (five plate).....	1	16MC, 18, 18S, 18C, 18CS, 16MCS	2 11 0*
G-35-2	Sleeve, for mainshaft.....	1	All	17 0*
12-10-2	Race, roller, for clutch bearing chainwheel.....	1	All	3 0*
18-2-1	Rollers, for chainwheel bearing.....price per set of	24	All	5 3*
12-10-3	Washer, thin, chainwheel bearing.....	1	All	1 1*
12-10-4	Washer, thick, chainwheel bearing.....	1	All	1 1*
G-37-5	Centre, for four plate clutch.....	1	16M, 16MS	1 10 0*
G-37-3	Centre, for five plate clutch.....	1	16MC, 18, 18S, 18C, 18CS, 16MCS	1 10 0*
12-7-7	Washer, plain, for centre retaining nut.....	1	All	4*
12-7-5	Washer, lock, for centre retaining nut.....	1	All	9*
11-7-11	Nut, retaining clutch centre.....	1	All	9*
G-39-2	Plate, clutch, plain, steel, thick.....	1	16M, 16MS	4 6*
G-39-1	Plate, clutch, plain, steel, thin.....	4	16M, 16MS	3 0*
G-39-4	Plate, clutch, plain, steel.....	6	16MC, 18, 18S, 18C, 18CS, 16MCS	3 0*
G-40-6	Plate, clutch, friction, with inserts.....	4	16M, 16MS	12 6*
G-40-6	Plate, clutch, friction, with inserts.....	5	16MC, 18, 18S, 18C, 18CS, 16MCS	12 6*

PART NUMBER.	DESCRIPTION.	QTY.	USED ON.	PRICE EACH	
				£	s. d.
CLUTCH—continued.					
G-41-1	... Inserts, fabric, for friction plate.....price per dozen	96	16M, 16MS	2	6*
G-41-1	... Inserts, fabric, for friction plate.....price per dozen	120	16MC, 18, 18S, 18C, 18CS, 16MCS	2	6*
G-38-2	... Plate, clutch, spring pressure.....	1	All	13	6*
25-7-3	... Cup thrust, for spring pressure plate.....	1	All	1	0*
11-7-8	... Nut, lock, for pressure plate thrust cup.....	1	All		6*
14-2-1	... Stud, for clutch spring, 1 $\frac{1}{2}$ in. long (four plate clutch)....	5	16M, 16MS		6*
14-2-8	... Stud, for clutch spring, 2 ins. long (five plate clutch)....	5	16MC, 18, 18S, 18C, 18CS, 16MCS		6*
36-6-1	... Spring, for clutch	5	All		9*
G-42-2	... Cup, for clutch spring.....	5	All		9*
11-2-2	... Nut, adjusting, for clutch spring.....	5	All		6*

CLUTCH OPERATING PARTS

37-3-4	... Rod, thrust, 9 $\frac{7}{8}$ ins. long (four plate clutch).....	1	16M, 16MS,	1	6*
37-3-1	... Rod, thrust, 10 $\frac{1}{8}$ ins. long (five plate clutch).....	1	16MC, 18, 18S, 18C, 18CS, 16MCS	1	6*
17-3-2	... Ball, $\frac{5}{16}$ in., steel, for clutch thrust rod.....	1	All		1*
G-32-2	... Cam-plate, fixed, actuating clutch.....	1	All	2	0*
G-33-3	... Cam-plate, moving, actuating clutch.....	1	All	2	6*
35-3-4	... Dowel, thrust (passes through both cam-plates).....	1	All	1	6*
12-2-4	... Washer, plain, for cam-plate dowel.....	1	All		1*
36-2-3	... Spring, for cam-plate dowel.....	1	All		3*
16-1-5	... Pin, split, for cam-plate dowel.....	1	All		1*
17-3-2	... Ball, $\frac{5}{16}$ in., steel, for cam-plates.....	3	All		1*

KICK-STARTER

G-21-2	... Ratchet, driving, kick-starter.....	1	All	8	8*
G-20-1	... Pinion, ratchet, kick-starter.....	1	All	12	0*
19-7-3	... Bush, kick-starter ratchet pinion.....	1	All	3	9*
36-8-2	... Spring, kick-starter ratchet pinion.....	1	All	1	1*
11-7-10	... Nut, retaining ratchet driver to mainshaft.....	1	All		6*
G-23-1	... Spindle, for kick-starter quadrant.....	1	All	11	3*
G-22-1	... Quadrant, for kick-starter.....	1	All	15	9*
018340	... Kick-starter quadrant and spindle assembled.....	1	All	7	0*
36-8-1	... Spring, return, for kick-starter foot lever.....	1	All	4	0*
G-43-2	... Lever, foot, kick-starter, bare.....	1	16M, 16MS, 18, 18S	15	9*
G-43-3	... Lever, foot, kick-starter, bare.....	1	16MC, 18C	15	9*
G-43-5	... Lever, foot, kick-starter, bare.....	1	16MCS, 18CS	15	9*
G-45-1	... Pin, pedal, rigid, for kick-starter lever.....	1	16M, 16MS, 18, 18S	4	6*
G-45-2	... Pin, pedal, folding, for kick-starter lever.....	1	16MC, 18C, 16MCS, 18CS	6	9*
11-4-5	... Nut, retaining folding pedal pin.....	1	16MC, 18C, 16MCS, 18CS		9*
12-4-3	... Washer, plain, for pin retaining nut.....	1	16MC, 18C, 16MCS, 18CS		4*
12-6-4	... Washer, spring, for pin retaining nut.....	1	16MC, 18C, 16MCS, 18CS		3*
10-4-1	... Bolt, clamping, kick-starter foot lever to spindle.....	1	All	1	1*
12-4-1	... Washer, spring, for foot lever clamping bolt.....	1	All		9*
11-4-1	... Nut, for foot lever clamping bolt.....	1	All		2*

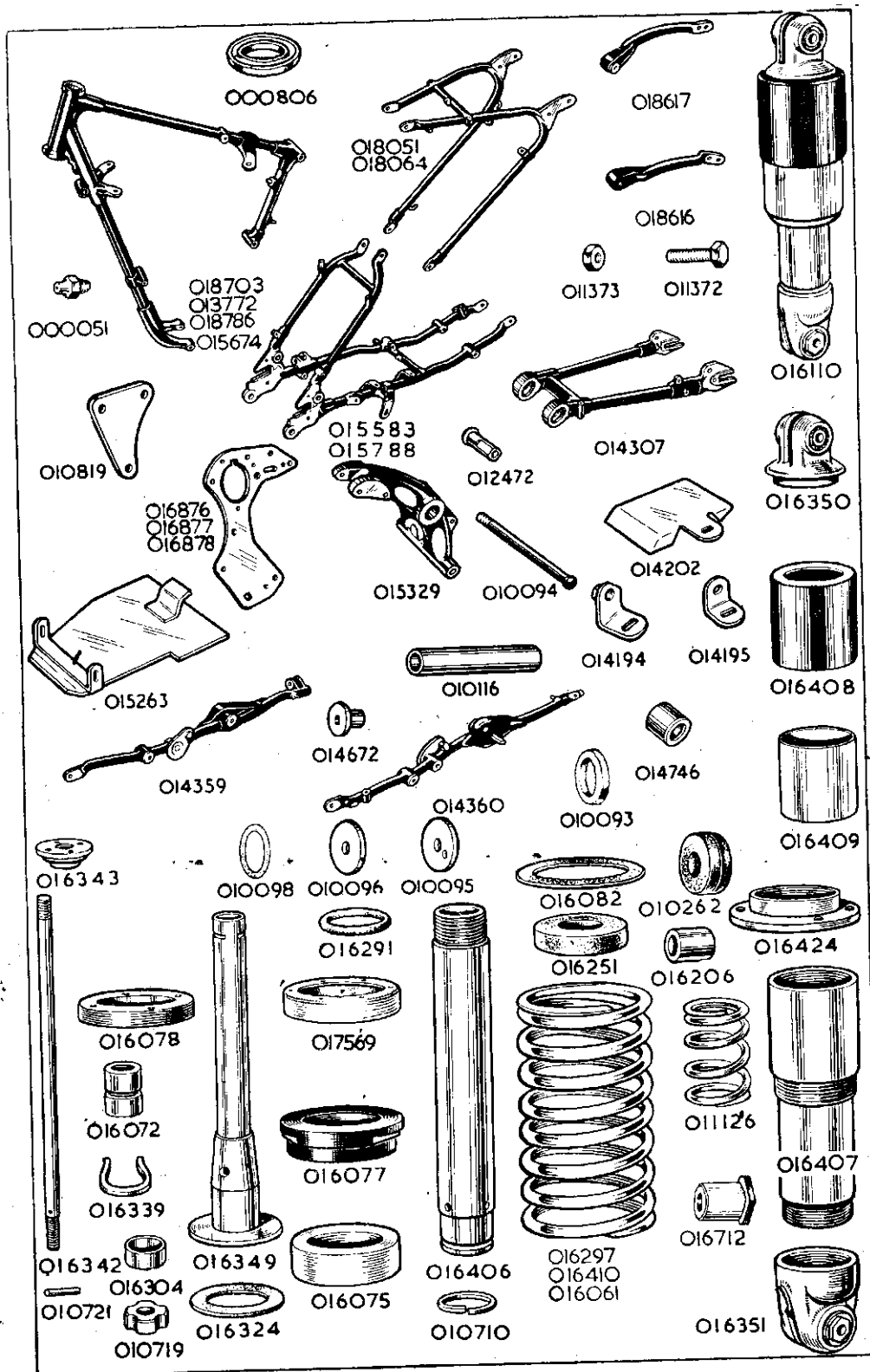
PART NUMBER.	DESCRIPTION.	QTY.	USED ON.	PRICE EACH		
				£	s.	d.

FRONT FRAME.

018786	... Frame, front portion only, bare	1	16MS, 18S	5	12	6
013772	... Frame, front portion only, bare	1	16M, 16MCS, 18, 18CS	5	18	0
015674	... Frame, front portion only, bare	1	16MC, 18C	6	4	2
000806	... Race, ball, for frame head lug	2	All	3	10	
000072	... Balls, $\frac{3}{8}$ in. diameter, for steering head, per set of 56	56	All	1	7	
000051	... Nipple, grease, for frame head lug	1	All		5	
000597	... Stud, for seat lug (below saddle), $4\frac{1}{8}$ ins. by $\frac{1}{2}$ in. by 26	1	16M, 16MC, 18, 18C		10	
014478	... Stud, for seat lug (below saddle), $4\frac{7}{8}$ ins. by $\frac{1}{2}$ in. by 26	1	16MS, 16MCS, 18S, 18CS		11	
000008	... Washer, plain, for seat lug stud	2	All Touring and Scrambles		1	
000001	... Nut, for seat lug stud	2	All		4	
000015	... Screw, securing earth wires. (Screws into end of seat lug stud.) $\frac{3}{8}$ in. by 3.BA.	1	All		1	
000185	... Washer, plain, for 000015 earth wire screw	1	All		1	
011238	... Stud, uniting front and rear frame, 6 ins. by $\frac{5}{16}$ in. by 26	1	16M, 16MS, 18, 18S		6	
010824	... Stud, uniting front and rear frame, $6\frac{3}{32}$ ins. by $\frac{5}{16}$ in. by 26	1	16MC, 16MCS, 18C, 18CS		6	
000011	... Washer, plain, for frame uniting stud	2	All		1	
000004	... Nut, for frame uniting stud	2	All		3	

REAR FRAME.

015583	... Frame, rear portion only	1	16M, 18	6	13	4
015788	... Frame, rear portion only	1	16MC, 18C	6	10	2
017031	... Bolt, adjusting rear chain, $2\frac{1}{8}$ ins. by $\frac{1}{4}$ in. by 26	2	16M, 16MC, 18, 18C		2	
000005	... Nut, lock, for rear chain adjusting bolt	2	ditto		3	
014359	... Rail, frame, right side	1	16MS, 16MCS, 18S, 18CS	2	0	0
014360	... Rail, frame, left side	1	ditto	2	3	4
018051	... Loop, rear frame	1	16MS, 18S	3	18	11
018064	... Loop, rear frame	1	16MCS, 18CS	5	10	0
014512	... Stud, for rear loop at bottom, 12 ins. by $\frac{1}{8}$ in. by 26. (Also passes through rear fork bridge and both frame rails)	1	16MS, 16MCS, 18S, 18CS		4	4
000002	... Nut, for rear loop bottom stud	2	ditto		4	
000009	... Washer, plain, for rear loop bottom stud	2	ditto		1	
018617	... Tube, supporting rear of rear mudguard, right side	1	16MS, 18S	6	3	
018616	... Tube, supporting rear of rear mudguard, left side	1	ditto	6	3	
000343	... Bolt, fixing mudguard to support tube $\frac{1}{2}$ in. by $\frac{1}{4}$ in. by 26	2	ditto		3	
000012	... Washer, plain, for mudguard support tube bolt	2	ditto		1	
000191	... Washer, spring, for mudguard support tube bolt	2	ditto		1	
000005	... Nut, for mudguard support tube bolt	2	ditto		3	
015329	... Bridge, for rear fork (includes bushes and studs for centre stand spring clip)	1	16MS, 16MCS, 18S, 18CS	2	3	8
014672	... Bush, for rear fork bridge	2	ditto		7	
000250	... Stud, for rear fork bridge, $\frac{1}{2}$ in. by 2.BA.	2	ditto		3	



NUMBER.	DESCRIPTION.	QTY.	ON.	EACH £ s. d.
ENGINE PLATES AND BOLTS.				
010819	... Plate, engine, front	2	All	3 3
010823	... Stud, fixing front plate to frame tube, $6\frac{3}{8}$ ins. by $\frac{3}{8}$ in. by 26	1	All	6
000010	... Washer, plain, for engine front plate stud	2	All	1
000003	... Nut, for stud fixing engine front plate	2	All	3
016876	... Plate, engine, rear.....	2	16M, 16MS, 18, 18S	7 0
016877	... Plate, engine, rear.....	2	16MC, 18C	13 9
016878	... Plate, engine, rear.....	2	16MCS, 18CS...	11 5
000303	... Stud, for seat tube bottom lug, $4\frac{1}{2}$ ins. by $\frac{3}{8}$ in. by 26	1	16M, 16MC, 18, 18C	6
013826	... Spacer, $\frac{1}{8}$ in. long, for seat tube bottom stud, left.....	1	ditto	6
013827	... Spacer, $\frac{1}{8}$ in. thick, for seat tube bottom stud, right...	1	ditto	6
000003	... Nut, for seat tube bottom lug stud	2	ditto	3
000303	... Stud, passing through top of engine rear plates, lower end of front frame seat tube and rear fork bridge, $4\frac{1}{2}$ ins. by $\frac{3}{8}$ in. by 26	1	16MS, 16MCS, 18S, 18CS	6
000003	... Nut, for 000303 stud	2	ditto	3
000278	... Stud, passing through rear fork bridge, and back ends of engine rear plates, $4\frac{5}{8}$ ins. by $\frac{1}{8}$ in. by 26. (The front chain adjusting eye-bolt block screws on the right-hand end of this stud.).....	1	ditto	6
000011	... Washer, plain, for 000278 stud.....	1	ditto	1
000004	... Nut, for 000278 stud	1	ditto	3
015263	... Shield, for crankcase.....	1	16MC, 16MCS, 18C, 18CS	6 3
000277	... Stud, for engine plate extension, $4\frac{5}{8}$ ins. by $\frac{3}{8}$ in. by 26	1	ditto	6
017198	... Spacer, $3\frac{7}{8}$ ins. long, for engine plate extension.....	2	ditto	3
000004	... Nut, for 000277 studs	3	ditto	3
000277	... Stud, engine rear plate crosshead, $4\frac{5}{8}$ ins. by $\frac{3}{8}$ in. by 26 (only used if no dynamo fitted).....	1	ditto	6
014202	... Cover, rear engine plate.....	1	All	9
014194	... Bracket, long, for horn.....	1	All	3
014195	... Bracket, short, for horn	1	All	5
000413	... Bolt, fixing cover plate and brackets, $\frac{3}{8}$ in. by $\frac{3}{8}$ in. by 26.....	1	All	6
000010	... Washer, plain, for cover plate bolt.....	1	All	1

REAR FORK.

014307	... Fork, rear.....	1	16MS, 16MCS, 18S, 18CS	4 7
011372	... Pin, chain adjusting, for right fork end.....	1	ditto	7
011373	... Nut, lock, for chain adjusting pin.....	1	ditto	2
014746	... Sleeve, assembly (bushed).....	2	ditto	5 6
010116	... Tube	1	ditto	5 0
010095	... Cap, for rear fork bearing, right side.....	1	ditto	1 0
010096	... Cap, for rear fork bearing, left side.....	1	ditto	6
010093	... Washer, felt, for rear fork bearing.....	2	ditto	10
010098	... Gasket, for rear fork bearing caps.....	2	ditto	1
010094	... Spoke, for rear fork bearing (central tie bolt).....	1	ditto	4
012472	... Nipple, for rear fork bearing spoke.....	1	ditto	4
000485	... Screw, plug, for oil, in end cap, $\frac{1}{2}$ in. by $\frac{1}{4}$ in. by 26.....	1	ditto	1
000203	... Washer, fibre, for oil plug screw.....	1	ditto	1

PAKI
NUMBER.

DESCRIPTION.

QTY.

ON.

EACH
£ s. d.

TELEDRAULIC REAR LEG.

016110	... Leg, TELEDRAULIC, rear complete assembly (no fixing bolts, washers and nuts).....	2	16MS, 18S	...	5	7	8
016390	... Leg, TELEDRAULIC, rear, complete assembly (no fixing bolts, washers and nuts).....	2	16MCS, 18CS	...	5	12	4
016350	... Pivot, top, assembled (this assembly includes the next three items).....	2	16MS, 16MCS, 18S, 18CS	...	15	9	
016059	... Pivot, top, bare.....	2	ditto		14	9	
010262	... Bush, rubber, for top pivot.....	4	ditto				3
016206	... Spacer, for top pivot rubber bush.....	4	ditto				3
016351	... Pivot, bottom, assembled, (this assembly includes the next five items).....	2	ditto		11	10	
016060	... Pivot, bottom bare.....	2	ditto		10	6	
010262	... Bush, rubber, for bottom pivot.....	4	ditto				3
016206	... Spacer, for bottom pivot rubber bush.....	2	ditto				3
016712	... Sleeve nut, for bottom pivot bolt.....	2	ditto				6
016873	... Washer, plain, for 016712 sleeve nut.....	2	ditto				1
016406	... Tube, inner (fits in top pivot recess).....	2	ditto		10	2	
016291	... Ring, sealing inner tube at top.....	2	ditto		1	0	
016075	... Bush, lower end of inner tube.....	2	ditto		2	9	
010710	... Circlip, retaining inner tube bush.....	2	ditto				1
016407	... Tube, outer (screws into bottom pivot).....	2	ditto		19	4	
016324	... Washer, sealing lower end of outer tube.....	4	ditto				1
016077	... Bush, for outer tube.....	2	ditto		1	8	
017569	... Oil-seal, between inner and outer tubes.....	2	ditto		5	3	
016078	... Collar, retaining oil-seal.....	2	ditto		1	9	
016349	... Tube, for damper.....	2	ditto		6	6	
016072	... Sleeve, plunger, for damper rod.....	2	ditto				6
016339	... Clip, locating plunger sleeve.....	2	ditto				1
016342	... Rod, for damper.....	2	ditto		1	0	
016343	... Collar, for top end of damper rod.....	2	ditto				0
000074	... Nut, locking collar top-end of damper rod.....	2	ditto		1	0	
016304	... Valve, for damper.....	2	ditto				1
010721	... Pin, stop, for damper valve.....	2	ditto				6
010719	... Seat, for damper valve.....	2	ditto				3
000005	... Nut, retaining damper seat to damper rod.....	2	ditto				10
011126	... Spring, buffer.....	2	16MS, 18S	...	5	0	
016297	... Spring, main (solo).....	2	16MS, 18S	...	9	8	
016061	... Spring, main (sidecar).....	2	16MCS, 18CS	...	9	8	
016410	... Spring, main.....	2	16MS, 18S	...			
016082	... Washer, leather, at both ends of main spring.....	4	16MCS, 18CS	...			3
016408	... Tube, outer, covering top end of main spring.....	2	ditto		7	3	
016409	... Tube, outer, covering bottom end of main spring.....	2	ditto		5	10	
016424	... Nut, retaining bottom outer cover tube.....	2	ditto		6	3	
016251	... Buffer, for TELEDRAULIC leg.....	2	ditto				11
018648	... Bolt, fixing top pivot, 3 1/8 ins. by 3/8 in. by 26.....	2	16MS, 18S	...	1	4	
014521	... Bolt, fixing top pivot (replaces 018648 when carrier is fitted).....	2	ditto				1
011273	... Bolt, fixing top pivot, 2 1/2 ins. by 3/8 in. by 26.....	2	16MCS, 18CS	...			8
000010	... Washer, plain, for top pivot bolt.....	4	16MS, 18S, 16MCS, 18CS	...			1
016712	... Sleeve nut, for top pivot bolt.....	2	16MS, 18S	...			6
000003	... Nut, for top pivot bolt.....	2	16MCS, 18CS	...			3
016359	... Bolt, fixing bottom pivot, 2 3/4 ins. by 3/8 in. by 26.....	2	ditto				7
000010	... Washer, plain, for bottom pivot bolt.....	2	ditto				1

BEFORE ORDERING SPARES
PLEASE NOTE THE INFORMATION GIVEN ON PAGES
TWO AND THREE

PART NUMBER.	DESCRIPTION.	QTY.	USED ON.	PRICE
--------------	--------------	------	----------	-------

FORK ASSEMBLIES.

The following fork assemblies are complete and include ball races for the fork crown and top head lug (but not the two frame ball races)

018766	... Fork, assembly (TELEDRAULIC Front Fork, Solo).....	1	16M, 16MS, 18, 18S	... 15 17 6
018769	... Fork, assembly (TELEDRAULIC Front Fork, Sidecar)...	1	ditto	... 16 3 9
018767	... Fork assembly (TELEDRAULIC Front Fork, Solo).....	1	16MC, 18C	... 15 16 10
018768	... Fork assembly (TELEDRAULIC Front Fork, Solo).....	1	16MCS, 18CS	... 17 7 11

For ease of servicing, the inner tube unit and damper unit are listed and supplied as separate assemblies. This enables a complete assembly to be exchanged in minimum time. The Units are listed below.

018582	... Front Fork inner tube assembly, Solo	2	16M, 16MS, 16MC, 18, 18S, 18C	... 2 12 6
018770	... Front Fork inner tube assembly, Sidecar	2	18, 18S	... 2 13 9
018583	... Front Fork inner tube assembly, Solo	2	16MCS, 18CS	... 3 3 9

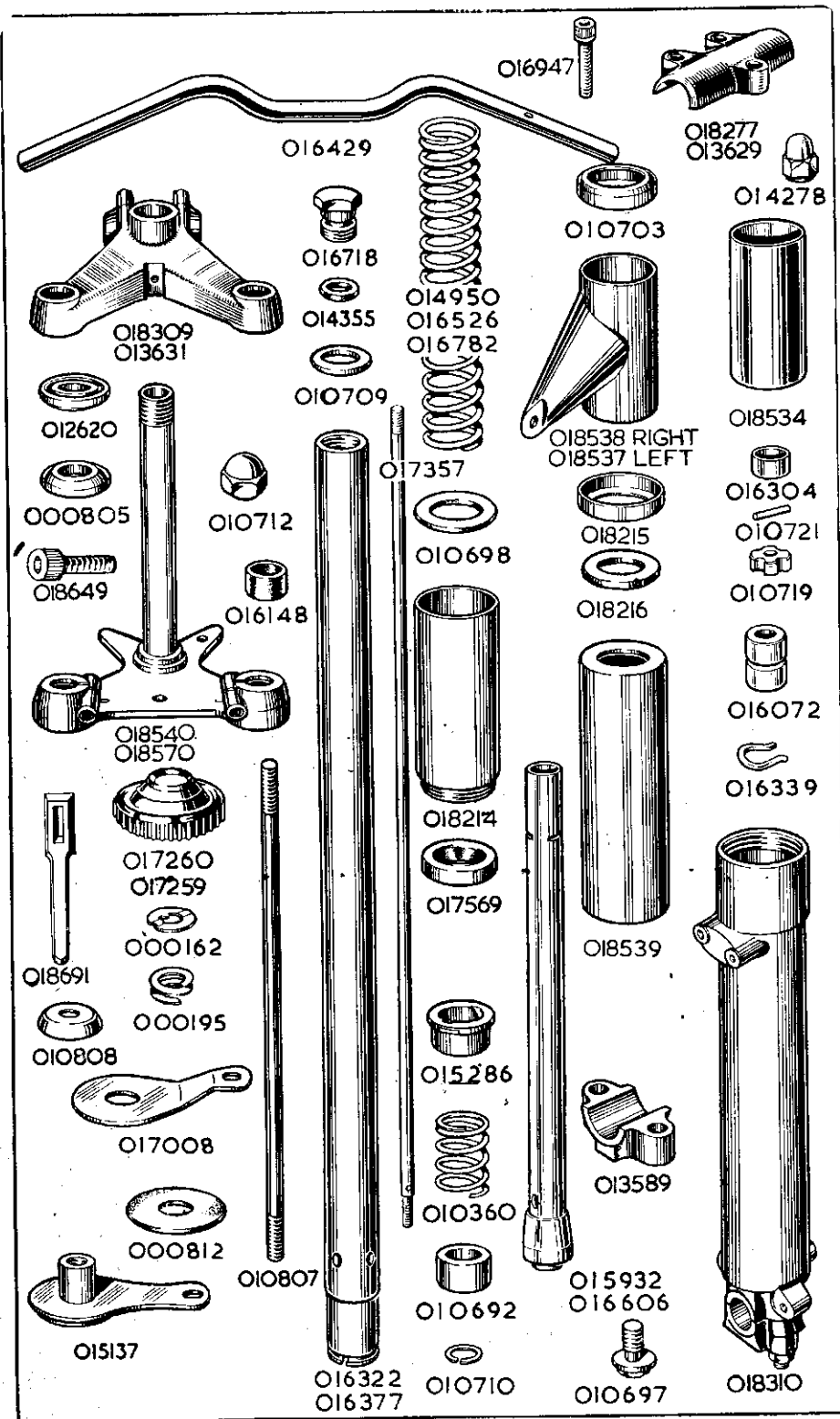
The above assemblies comprise:—Inner tubes with rubber buffers, bushes and circlips, top bolts with washers and sealing rings, slider extensions with oil seals, fork springs and washers.

018328	... Front fork damper assembly.....	2	16M, 16MS, 16MC, 18 18S, 18C	... 10 1
018329	... Front fork damper assembly.....	2	16MCS, 18CS	... 10 1

The above assemblies comprise:—Rod and two nuts, damper tube with valve, seat and pin, sleeve and clip and bottom fixing bolt with washer.

FRONT FORK.

018540	... Crown, assembly, comprising crown, stem and circlip (these parts not sold separately).....	1	16M, 16MS, 18, 18S	... 1 17 0
018570	... Crown, assembly, comprising crown, stem and circlip (these parts not sold separately).....	1	16MC, 16MCS, 18C, 18CS	... 1 17 0
000805	... Race, ball, for fork crown.....	1	All	... 3 9
018649	... Screw, pinch, for fork crown.....	2	All	... 1 4
018309	... Lug, for handlebar and steering head.....	1	Touring	... 1 16 6
013631	... Lug, for handlebar and steering head.....	1	Competition	... 1 15 4
012620	... Race, ball, for handlebar lug.....	1	All	... 3 8
000051	... Nipple, grease, for handlebar lug.....	1	All	... 5
000236	... Nut, adjusting, for fork crown stem.....	1	All	... 8
010712	... Nut, lock (domed), for fork crown stem.....	1	All	... 2 10
016322	... Tube, fork, inner.....	2	16M, 16MS, 16MC, 18, 18S, 18C	... 1 3 8
016377	... Tube, fork, inner.....	2	16MCS, 18CS	... 1 13 8
016148	... Buffer, rubber, for fork inner tube.....	6	All	... 5
010692	... Bush, bottom, for fork inner tube.....	2	All	... 4 1
010710	... Circlip, for fork inner tube bush.....	2	All	... 1
016718	... Bolt, top, for fork inner tube.....	2	All	... 2 0
014355	... Ring, sealing, for fork inner tube top bolt.....	2	All	... 3
010709	... Washer, plain, for fork inner tube top bolt.....	2	All	... 4
018310	... Slider, fork, with cap, studs and nuts, left and right.....	2	All	... 1 17 4
013589	... Cap, for fork slider.....	2	All	... 4 1
010713	... Stud, securing fork slider cap, 1 3/8 in. by 7/8 in. by 26 and 22	4	All	... 4



NUMBER.	DESCRIPTION.	QTY.	ON.	EACH £ s. d.
FRONT FORK—continued.				
000011	Washer, plain, for fork slider cap stud.....	4	All	1
000004	Nut, for fork slider cap stud.....	4	All	3
018214	Extension, for fork slider.....	2	All	6 9
015286	Bush, plastic, for fork inner tube.....	2	All	2 6
017569	Oil-seal, for fork inner tube (rubber).....	2	All	5 3
010718	Oil-seal, for fork inner tube (alternative to 017569 and made of leather).....	2	All	5 3
014297	Washer, under oil-seal (must only be used under leather oil-seal 010718).....	2	All	2
016526	Spring, main, for front fork, Solo.....	2	16M, 16MS, 16MC, 18, 18S, 18C ...	5 0
014950	Spring, main, for front fork, Solo.....	2	16MCS, 18CS ...	6 3
016782	Spring, main, for front fork, Sidecar.....	2	18, 18S ...	6 3
010360	Spring, buffer, for front fork.....	2	All	1 1
010698	Washer, leather, fork spring seating.....	4	All	3
018538	Tube, fork cover, top, right, with lamp lug.....	1	All	8 6
018537	Tube, fork cover, top, left, with lamp lug.....	1	All	8 6
010703	Cap, for top of fork top cover tubes.....	2	All	1 2
018216	Seat, (rubber), for cover tube.....	2	All	7
018215	Cap, for bottom of fork top cover tube.....	2	All	1 2
018539	Tube, fork cover, bottom.....	2	All	4 10
000485	Screw, plug, oil drain, for fork slider, $\frac{1}{8}$ in. by $\frac{1}{4}$ in. by 26	2	All	1
000203	Washer, fibre, for fork slider screw oil plug.....	2	All	1
015932	Tube, fork damper.....	2	16M, 16MS, 16MC, 18, 18S, 18C ...	5 2
016606	Tube, fork damper.....	2	16MCS, 18CS ...	5 2
010697	Bolt, fixing fork damper tube to slider, $\frac{7}{16}$ in. by $\frac{5}{16}$ in. by 26	2	All	10
010706	Washer, fibre, for damper tube bolt.....	2	All	1
017357	Rod, for fork damper.....	2	All	1 7
000004	Nut, lock, top end of damper rod.....	2	All	3
016072	Sleeve, plunger, for fork damper rod.....	2	All	6
016339	Clip, retaining damper rod sleeve.....	2	All	1
016304	Valve, for fork damper.....	2	All	1 0
010721	Pin, stop, for fork damper valve.....	2	All	1
010719	Seat, for fork damper valve.....	2	All	3
000005	Nut, lock, for fork damper valve seat.....	2	All	3
018691	Steering locking bar (own padlock to be used).....	1	All	1 3

HANDLEBAR.

016429	Handlebar, bare.....	1	All	1 6 3
018277	Clip (half only), for handlebar lug.....	1	Touring	2 0
016947	Screw, for handlebar clip, $\frac{3}{8}$ in. by $\frac{1}{4}$ in. by 26 (socket head).....	3	Touring	9
013629	Clip (half only), for handlebar lug.....	1	Competition	6 6
012870	Stud, for handlebar clip, $1\frac{1}{2}$ in. by $\frac{1}{4}$ in. by 26 and 20	4	Competition	4
000012	Washer, plain, for handlebar clip stud.....	4	Competition	1
014278	Nut, for handlebar clip stud.....	4	Competition	6

MAINTENANCE MANUAL EDITION CM-23 PRICE **2/6**
IS THE APPROPRIATE MANUAL FOR THIS SPARES LIST

1
1BER.

DESCRIPTION.

QTY.

ON.

EACH
£ s. d.

STEERING DAMPER. (This is an optional extra).

016404	... Damper, steering, complete set of parts.....	1	All	...	15	0
017259	... Knob, control, for steering damper.....	1	All	...	3	6
000162	... Washer, ratchet, for steering damper knob.....	1	All	...		3
000195	... Washer, spring, for steering damper knob.....	1	All	...		4
010808	... Cap, for top of steering stem.....	1	All	...		6
010807	... Drawbolt, for steering damper.....	1	All	...	1	2
015137	... Sleeve, assembly, lower end of drawbolt.....	1	All	...	5	8
000073	... Nut, locking sleeve to drawbolt.....	1	All	...		3
000342	... Bolt, fixing sleeve assembly, $\frac{1}{8}$ in. by $\frac{1}{2}$ in. by 26.....	1	All	...		3
000191	... Washer, spring, for bolt 000342.....	1	All	...		1
000012	... Washer, plain, for bolt 000342.....	1	All	...		1
017008	... Plate, anchor, top position.....	1	All	...		9
000070	... Bolt, fixing top anchor plate, $\frac{3}{8}$ in. by $\frac{1}{4}$ in. by 26.....	1	All	...		3
000191	... Washer, spring, for bolt 000070.....	1	All	...		1
000812	... Washer, friction, for steering damper.....	2	All	...		10
000236	... Nut, lock, for fork crown stem (this replaces the domed lock-nut, 010712, when a steering damper is fitted)	1	All	...		8

FRONT STAND.

011286	... Stand, front, bare.....	1	16M, 16MS, 18, 18S	...	8	3
010694	... Bolt, fixing front stand to slider, $1\frac{3}{8}$ in. by $\frac{5}{16}$ in. by 22	2	ditto			10
010724	... Washer, spring, for stand to slider bolt.....	2	ditto			2
000014	... Pin, split, for stand to slider bolt.....	2	ditto			1
000342	... Bolt, fixing front stand to front mudguard, $\frac{1}{8}$ in. by $\frac{1}{2}$ in. by 26.....	1	ditto			3
000012	... Washer, plain, for stand to mudguard bolt.....	2	ditto			1
000005	... Nut, front stand to mudguard bolt.....	1	ditto			3
014278	... Nut (domed), front stand to mudguard bolt.....	1	ditto			6

CENTRE STAND.

016340	... Stand, centre, bare.....	1	16MS, 16MCS, 18S, 18CS,	...	1	7	3
014626	... Bush, for centre stand, 7 ins. long.....	2	16MS, 18S	...			8
016435	... Bush, for centre stand, $4\frac{1}{8}$ in. long.....	2	16MCS, 18CS	...			6
014629	... Stud, hinge, for centre stand, $8\frac{1}{8}$ ins. by $\frac{7}{16}$ in. by 26.....	1	16MS, 16MCS, 18S, 18CS	...	2		1
014630	... Spacer, central, for centre stand hinge stud, 4.2 ins. long	1	16MS, 18S	...			11
010924	... Spacer, central, for centre stand hinge stud, $3\frac{1}{2}$ ins. long	1	16MCS, 18CS	...	1		1
014484	... Spacer, outside right, for centre stand hinge stud, 1.80 in. thick.....	1	16MCS, 18CS	...			8
010912	... Washer, spigot, for centre stand hinge stud.....	2	16MS, 16MCS, 18S, 18CS	...			4
000002	... Nut, for centre stand hinge stud.....	2	ditto				4
014627	... Spring, return, for centre stand.....	1	ditto		2		6
016399	... Spring, stop, for centre stand.....	1	ditto				10
000080	... Nut, for centre stand stop spring. (The studs, on which these nuts fit, are listed with the "REAR FORK BRIDGE")	2	ditto				1
000039	... Washer, plain, for centre stand stop spring fixing nuts	2	ditto				1

NUMBER.	DESCRIPTION.	QTY.	UNIT ON.	PRICE EACH £ s. d.
---------	--------------	------	----------	-----------------------

PROP STAND.

014715	Stand, prop, bare.....	1	All	0 3
014713	Bolt, hinge, for prop stand, 2 $\frac{1}{16}$ ins. by $\frac{7}{16}$ in. by 26.....	1	All	7
014139	Nut, for prop stand hinge bolt.....	1	All	4
000049	Pin, split, for prop stand hinge bolt.....	1	All	1
010843	Spring, return, for prop stand.....	1	All	7

REAR STAND

017107	Stand, rear, bare.....	1	16M, 16MC, 18, 18C	1 12 2
010788	Bolt, fixing stand to fork end, 1 $\frac{1}{16}$ in. by $\frac{1}{2}$ in. by 26.....	2	ditto	10
000008	Washer, plain, rear stand fixing bolt.....	2	ditto	1
000071	Nut, rear stand fixing bolt.....	2	ditto	4
017131	Spring, return, rear stand.....	1	ditto	1 8

FRONT MUDGUARD.

014957	Mudguard, front bare.....	1	16M, 16MS, 18, 18S	1 0 7
013947	Mudguard, front, bare.....	1	16MC, 16MCS, 18C, 18CS	1 13 10
010795	Bolt, fixing mudguard bridge to right fork slider, $\frac{1}{2}$ in. by $\frac{5}{16}$ in. by 22.....	2	All	4
000192	Washer, spring, for bridge right fixing bolt.....	2	All	1
010624	Stud, fixing mudguard bridge to left fork slider, also retains brake anchor stay and bracket for brake cable adjuster, 1 $\frac{1}{32}$ in. by $\frac{5}{16}$ in. by 26 and 22.....	2	All	4
014117	Washer, lock, for bridge left fixing stud.....	2	All	1
000004	Nut, for bridge left fixing stud.....	2	All	3
015015	Stay, for front mudguard.....	1	16M, 16MS, 18, 18S	4 3
013928	Stay, for front mudguard, forward position.....	1	16MC, 16MCS, 18C, 18CS	1 2
013929	Stay, for front mudguard, rear position.....	1	ditto	1 10
010795	Bolt, fixing front mudguard stay to fork slider, $\frac{1}{2}$ in. by $\frac{5}{16}$ in. by 22.....	2	16M, 16MS, 18, 18S	4
010795	Bolt, fixing front mudguard stay to fork slider, $\frac{1}{2}$ in. by $\frac{5}{16}$ in. by 22.....	4	16MC, 16MCS, 18C, 18CS	4
000192	Washer, spring, for stay to fork slider bolt.....	2	16M, 16MS, 18, 18S	1
000192	Washer, spring, for stay to fork slider bolt.....	4	16MC, 16MCS, 18C, 18CS	1
000070	Bolt, fixing stay to front mudguard, $\frac{9}{16}$ in. by $\frac{1}{4}$ in. by 26.....	2	16M, 16MS, 18, 18S	3
000191	Washer, spring, for stay to front mudguard bolt.....	2	ditto	1
000012	Washer, plain, for stay to front mudguard bolt.....	2	ditto	1
000005	Nut, for stay to front mudguard bolt.....	2	ditto	3
012565	Bolt, fixing stay to front mudguard, $\frac{1}{2}$ in. by 2.BA.....	8	16MC, 16MCS, 18C, 18CS	3
000190	Washer, spring, for stay to front mudguard bolt.....	8	ditto	1
000039	Washer, plain, for stay to front mudguard bolt.....	8	ditto	1
000080	Nut, for stay to front mudguard bolt.....	8	ditto	1

PART NUMBER.	DESCRIPTION.	QTY.	COLL. ON.	PRICE EACH £ s. d.
--------------	--------------	------	-----------	-----------------------

REAR CARRIER.

016418	Carrier, rear, bare.....	1	16M, 18	1 1 0
014874	Carrier, rear, bare.....	1	16MS, 18S	1 1 0
000368	Bolt, fixing 016418 carrier at rear.....	2	16M, 18M	4
000364	Bolt, fixing 016418 carrier, right side, at front.....	1	ditto	4
000363	Bolt, fixing 016418 carrier, left side, at front.....	1	ditto	4
(Existing nuts and washers are used for above bolts.)				
014521	Bolt, fixing carrier at front (replaces 018648 when carrier is fitted).....	2	16MS, 18S	1 4

REAR MUDGUARD (16M & 18).

018132	Mudguard, rear, bare (includes both halves and the two binding bolts).....	1	16M, 18	17 8
016729	Mudguard, rear, forward fixed portion only.....	1	ditto	2 11
018059	Mudguard, rear, rear detachable portion only.....	1	ditto	14 9
015117	Bolt, clamping halves of rear mudguard.....	2	ditto	8
000346	Bolt, fixing mudguard to frame bridges, $1\frac{7}{16}$ in. by $\frac{1}{4}$ in. by 26.....	2	ditto	4
000191	Washer, spring, for mudguard bridge bolts.....	2	ditto	1
000005	Nut, for mudguard bridge bolts.....	2	ditto	3
000342	Bolt, fixing mudguard to oil tank bracket, $1\frac{1}{8}$ in. by $\frac{1}{4}$ in. by 26.....	1	ditto	3
000172	Washer, plain, for oil tank bracket bolt.....	1	ditto	1
000005	Nut, for oil tank bracket bolt.....	1	ditto	3
016883	Arch, tubular, rear mudguard.....	1	ditto	1 4 9
000270	Stud, in fork end, for tubular arch (also secures lower end of mudguard stay), $1\frac{1}{8}$ in. by $\frac{5}{16}$ in. by 26.....	2	ditto	3
000074	Nut, locking stud in fork end.....	2	ditto	3
000213	Nut (with collar), locking tubular arch and mudguard stay to fork end stud.....	2	ditto	4
000368	Bolt, fixing mudguard to tubular arch, $1\frac{1}{2}$ in. by $\frac{5}{16}$ in. by 26.....	2	ditto	4
016887	Stay, for rear mudguard, left side.....	1	ditto	5 6
016886	Stay, for rear mudguard, right side.....	1	ditto	5 6
000363	Bolt, fixing mudguard to stay, $\frac{5}{8}$ in. by $\frac{5}{16}$ in. by 26.....	2	ditto	4
000192	Washer, spring, for 000368 and 000363 fixing bolts.....	4	ditto	1
000004	Nut, for 000368 and 000363 fixing bolts.....	4	ditto	3

REAR MUDGUARD. (16MS & 18S).

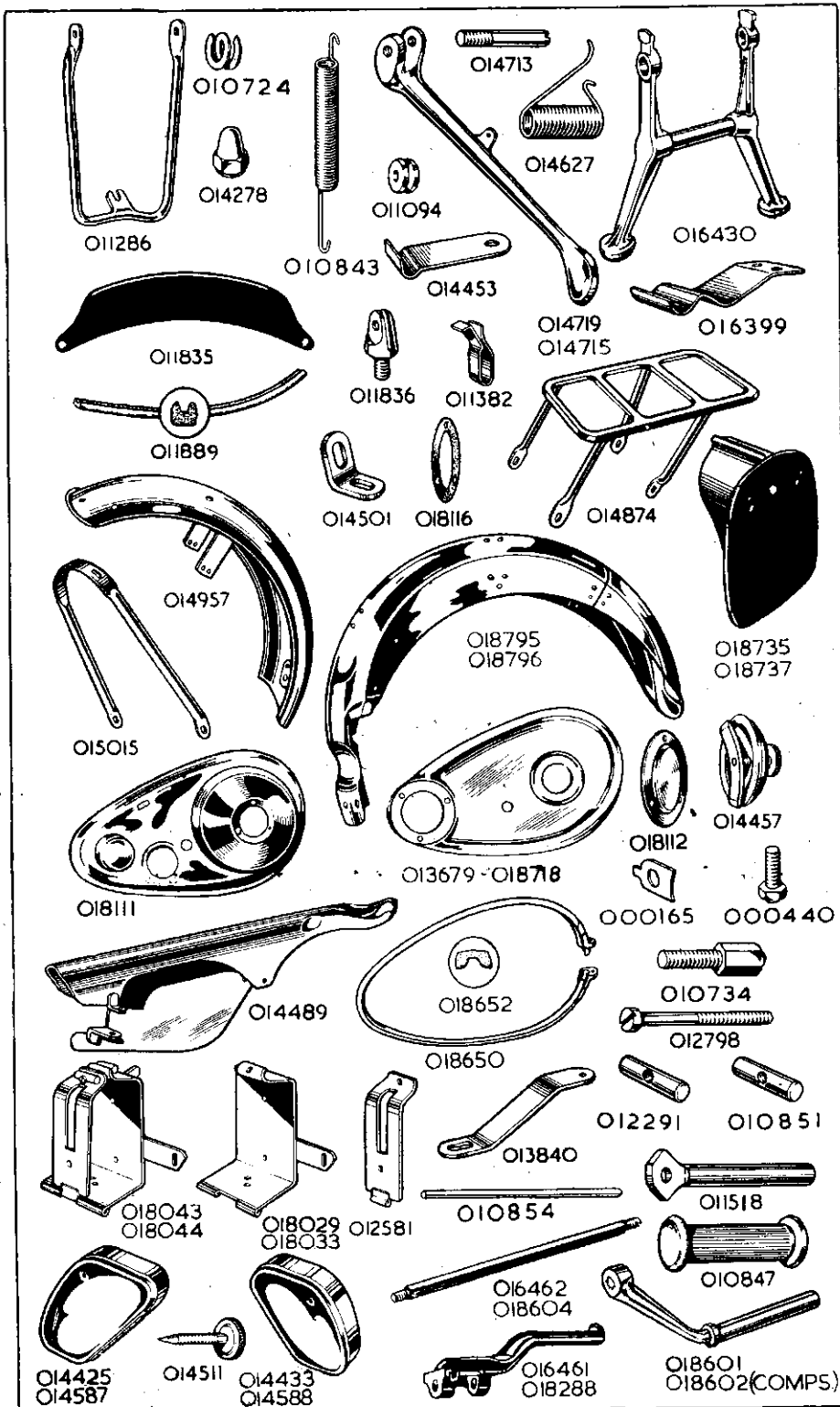
018796	Rear mudguard (both portions with joint bolts).....	1	16MS, 18S	3 7 6
018798	Rear mudguard, forward portion only.....	1	ditto	2 6 10
018799	Rear mudguard, rear portion only.....	1	ditto	1 1 4
018790	Bolt, for mudguard joint.....	4	ditto	5
000166	Washer, for mudguard joint bolt.....	4	ditto	1
014501	Bracket, for bottom of rear mudguard.....	2	ditto	4
000342	Bolt, fixing bracket to rear mudguard, $1\frac{1}{8}$ in. by $\frac{1}{4}$ in. by 26.....	2	ditto	3
000012	Washer, plain, for bracket fixing bolt.....	4	ditto	1
000005	Nut, for bracket fixing bolt.....	2	ditto	3
000275	Stud, fixing rear mudguard brackets to frame, $3\frac{7}{8}$ ins. by $\frac{5}{16}$ in. by 26.....	1	ditto	4
000011	Washer, plain, for bracket fixing stud.....	2	ditto	1
000004	Nut, for bracket fixing stud.....	2	ditto	3
000346	Bolt, fixing rear mudguard to frame loop bridge, $1\frac{7}{8}$ ins. by $\frac{1}{4}$ in. by 26.....	1	ditto	4
000191	Washer, spring, for bridge fixing bolt.....	1	ditto	1
000005	Nut, for bridge fixing bolt.....	1	ditto	3
000362	Bolt, fixing rear mudguard to oil tank, $\frac{5}{8}$ in. by $\frac{5}{16}$ in. by 26.....	1	ditto	3
000192	Washer, spring, for mudguard to oil tank bolt.....	1	ditto	1
000174	Washer, plain, for mudguard to oil tank bolt.....	1	ditto	1
000004	Nut, for mudguard to oil tank bolt.....	1	ditto	3

PART NUMBER.	DESCRIPTION.	QTY.	USED ON.	PRICE EACH		
				£	s.	d.
REAR MUDGUARD. (16MC & 18C).						
015167 ...	Mudguard, rear, bare.....	1	16MC, 18C ...	2	19	0
000345 ...	Bolt, fixing mudguard to frame top bridge, $1\frac{3}{8}$ in. by $\frac{1}{2}$ in. by 26.....	1	ditto			4
000346 ...	Bolt, fixing mudguard to frame bottom bridge, $1\frac{7}{8}$ in. by $\frac{1}{2}$ in. by 26.....	1	ditto			4
000191 ...	Washer, spring, for mudguard bridge bolts.....	2	ditto			1
000005 ...	Nut, for mudguard bridge bolts.....	2	ditto			3
000342 ...	Bolt, fixing mudguard to oil tank bracket, $\frac{1}{2}$ in. by $\frac{1}{4}$ in. by 26	1	ditto			3
000172 ...	Washer, plain, for oil tank bracket bolt.....	1	ditto			1
000005 ...	Nut, for oil tank bracket bolt.....	1	ditto			3
015168 ...	Stay, for rear mudguard, front position.....	1	ditto	10		9
015170 ...	Stay, for rear mudguard, rear position.....	1	ditto	10		9
000362 ...	Bolt, fixing stays to fork end, $\frac{5}{8}$ in. by $\frac{7}{8}$ in. by 26 ...	2	ditto			4
000011 ...	Washer, plain, for stay to fork end bolt.....	2	ditto			1
000192 ...	Washer, spring, for stay to fork end bolt.....	2	ditto			1
000074 ...	Nut, for stay to fork end bolt.....	2	ditto			3
012565 ...	Bolt, fixing mudguard to stay $\frac{1}{2}$ in. by 2.BA.....	7	ditto			3
000190 ...	Washer, spring, for mudguard to stay bolt.....	7	ditto			1
000039 ...	Washer, plain, for mudguard to stay bolt.....	7	ditto			1
000080 ...	Nut, for mudguard to stay bolt.....	7	ditto			1

REAR MUDGUARD. (16MCS & 18CS).

016325 ...	Mudguard, rear, bare.....	1	16MCS, 18CS ...	3	14	4
016352 ...	Bracket, for bottom of rear mudguard.....	2	ditto			5
000342 ...	Bolt, fixing bracket to rear mudguard, $\frac{1}{2}$ in. by $\frac{1}{2}$ in. by 26	2	ditto			3
000012 ...	Washer, plain, for bracket fixing bolt.....	4	ditto			3
000005 ...	Nut, for bracket fixing bolt.....	2	ditto			3
000275 ...	Stud, fixing rear mudguard brackets to frame, $3\frac{3}{8}$ ins. by $\frac{7}{8}$ in. by 26.....	1	ditto			4
000011 ...	Washer, plain, for bracket fixing stud.....	2	ditto			1
000004 ...	Nut, for bracket fixing stud.....	2	ditto			3
000345 ...	Bolt, fixing rear mudguard to frame loop bridge, $1\frac{1}{8}$ in. by $\frac{1}{4}$ in. by 26.....	1	ditto			4
000191 ...	Washer, spring, for bridge fixing bolt.....	1	ditto			1
000005 ...	Nut, for bridge fixing bolt.....	1	ditto			3
000070 ...	Bolt, fixing mudguard to oil tank bracket $\frac{5}{8}$ in. by $\frac{1}{2}$ in. by 26	1	ditto			3
000005 ...	Nut, for oil tank bracket bolt.....	1	ditto			3
000172 ...	Washer, plain, for oil tank bracket bolt	1	ditto			1
000191 ...	Washer, spring, for oil tank bracket bolt.....	1	ditto			1
015324 ...	Tube, supporting rear mudguard.....	1	ditto	17		9
000369 ...	Bolt, fixing support tube at front, $1\frac{5}{8}$ in. by $\frac{7}{8}$ in. by 26	2	ditto			4
000004 ...	Nut, for support tube bolt.....	2	ditto			3
012565 ...	Bolt, fixing mudguard to support tube, $\frac{1}{2}$ in. by 2.BA... ..	6	ditto			3
000190 ...	Washer, spring, for mudguard to tube bolt.....	6	ditto			1
000039 ...	Washer, plain, for mudguard to tube bolt.....	6	ditto			1
000080 ...	Nut, for mudguard to tube bolt.....	6	ditto			1

WHEN ORDERING SPARES, IF IN DOUBT REGARDING THE NAMES
 AND PART NUMBERS OF THE PARTS YOU REQUIRE, PLEASE
 SEND THE OLD PARTS TO SERVE AS PATTERNS.



NUMBER.	DESCRIPTION.	QTY.	ON.	EACH £ s. d.
---------	--------------	------	-----	-----------------

FRONT NUMBER PLATE.

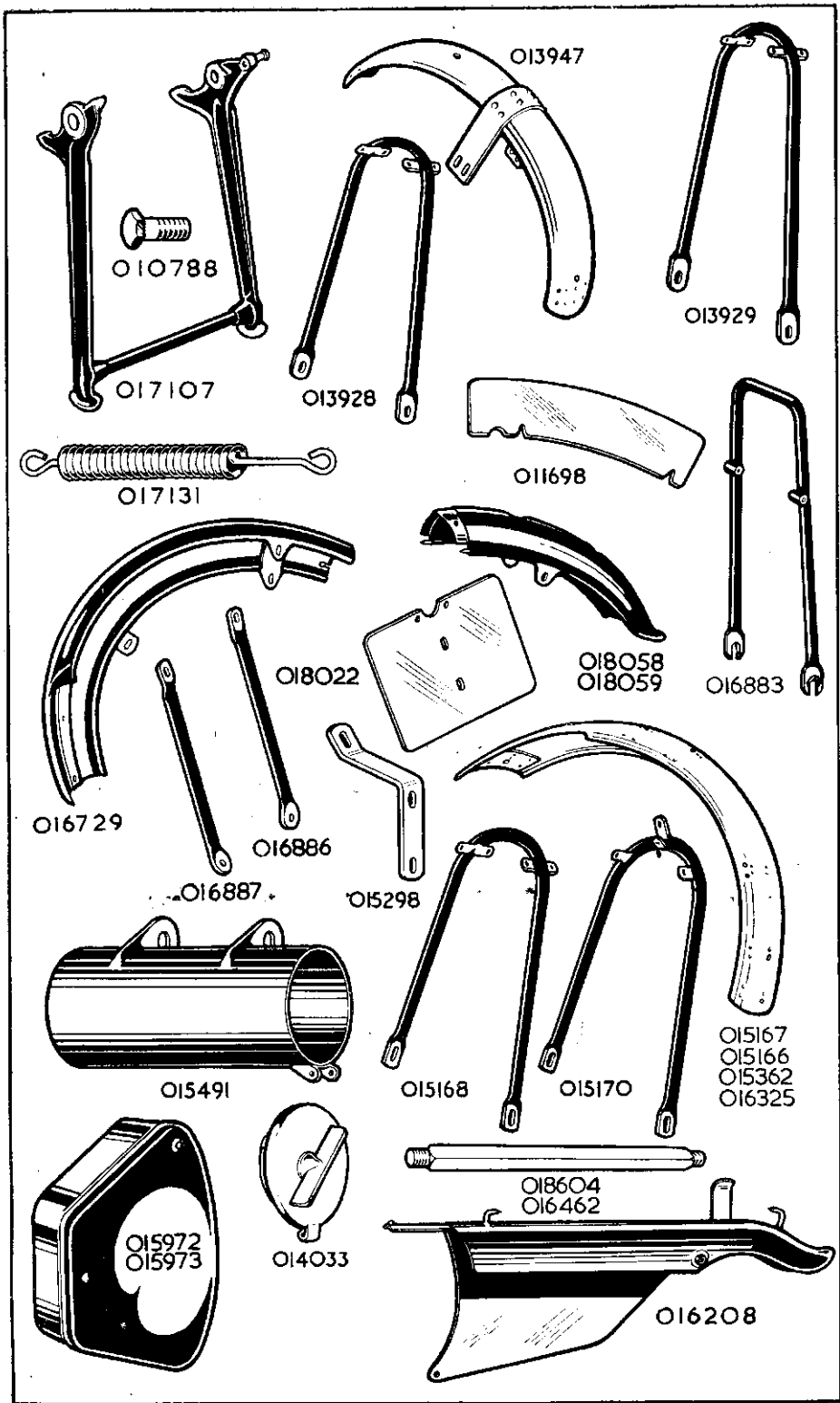
011835	... Plate, number, front.....	1	16M, 16MS, 18, 18S	2 10
011698	... Plate, number, front.....	1	16MC, 16MCS, 18C, 18CS	2 8
011836	... Stud, fixing front number plate.....	2	All	1 0
000012	... Washer, plain, front number plate stud.....	2	All	1
000005	... Nut, front number plate stud.....	2	All	3
000861	... Screw, fixing front number plate to stud, $\frac{5}{16}$ in. by 2.BA.	2	All	1
011889	... Fillet, rubber, front number plate.....	1	16M, 16MS, 18, 18S	5

REAR NUMBER PLATE.

018735	... Plate, number, rear.....	1	16M, 18	9 9
018737	... Plate, number, rear.....	1	16MS, 18S	11 6
018022	... Plate, number, rear.....	1	16MC, 16MCS, 18C, 18CS	6 0
000364	... Bolt, fixing rear number plate, $\frac{15}{16}$ in. by $\frac{5}{16}$ in. by 26	2	16M, 18	6
000070	... Bolt, fixing rear number plate, $\frac{15}{16}$ in. by $\frac{1}{4}$ in. by 26	2	16MC, 16MCS, 18C, 18CS	3
000363	... Bolt, fixing rear number plate, $\frac{3}{8}$ in. by $\frac{5}{16}$ in. by 26.....	2	16MS, 18S	4
000192	... Washer, spring, rear number plate bolt.....	2	16M, 16MS, 18, 18S	1
000012	... Washer, plain, rear number plate bolt.....	4	16MC, 16MCS, 18C, 18CS	1
000005	... Nut, rear number plate bolt.....	2	ditto	3
015298	... Bracket, for rear number plate.....	1	ditto	7
000363	... Bolt, fixing number plate bracket, $\frac{3}{8}$ in. by $\frac{1}{16}$ in. by 26	1	ditto	4
000192	... Washer, spring, for number plate bracket bolt.....	1	ditto	1
000011	... Washer, plain, for number plate bracket bolt.....	1	ditto	1
000004	... Nut, for number plate bracket bolt.....	1	ditto	3

FRONT CHAINCASE.

018771	... Chaincase, complete. (Comprises both halves, metal and rubber bands, clamping screw and inspection caps —NO FIXING BOLTS, SPACERS, WASHERS, AND NUTS ARE INCLUDED).....	1	All	2 1 6
013679	... Chaincase, back half, bare.....	1	All	11 1
018111	... Chaincase, front half, bare.....	1	All	14 10
018650	... Band, metal, for chaincase.....	1	All	6 6
000453	... Screw, clamping chaincase metal band, 1 in. by 2.BA.	1	All	3
018652	... Band, rubber, for chaincase.....	1	All	5 3
018112	... Cap, over clutch.....	1	All	6
018116	... Washer, cork, for clutch cap.....	1	All	2
000450	... Screw, $\frac{3}{8}$ in. by 2.BA., round head for clutch cap screw	3	All	2
014457	... Cap, assembly, chaincase inspection (components not sold as separate spares).....	1	All	2 2
000580	... Washer, cork, chaincase inspection cap.....	1	All	3
000440	... Bolt, fixing chaincase to engine, $\frac{1}{2}$ in. by 0.BA.....	3	All	3
000165	... Washer, lock, chaincase engine bolt.....	3	All	1
000316	... Stud, fixing centre of chaincase, $7\frac{7}{8}$ ins. by $\frac{7}{16}$ in. by 26 (to be fitted with the longer thread on left side).....	1	All	1 2
010953	... Spacer, $1\frac{1}{2}$ in. long, for centre bolt, between chaincase and engine plate.....	1	All	4
017142	... Spacer, $\frac{7}{8}$ in. long, for centre bolt, inside chaincase	1	All	4
000009	... Washer, plain, for chaincase centre bolt.....	3	All	4
000002	... Nut, for chaincase centre bolt.....	3	All	1



NUMBER.	DESCRIPTION.	QTY.	ON.	EACH £ s. d.
---------	--------------	------	-----	-----------------

REAR CHAINGUARD.

016000	... Chainguard, rear, bare.....	1	16M, 18	1 5 0
014489	... Chainguard, rear, bare.....	1	16MS, 16MCS, 18S, 18CS	17 3
016208	... Chainguard, rear, bare.....	1	16MC, 18C	1 5 0
017094	... Bolt, fixing top of chainguard in front.....	1	16M, 16MC, 18, 18C	6
000350	... Bolt, fixing chainguard in front, 2 $\frac{1}{16}$ ins. by $\frac{1}{4}$ in. by 26	1	16MS, 16MCS, 18S, 18CS	4
000070	... Bolt, fixing bottom of chainguard, in front, $\frac{9}{16}$ in. by $\frac{1}{4}$ in. by 26	1	16M, 16MC, 18, 18C	3
000012	... Washer, plain, chainguard, front fixing bolt.....	1	ditto	1
000012	... Washer, plain, chainguard, front fixing bolt.....	2	16M, 16MCS, 18S, 18CS	1
000005	... Nut, for chainguard front fixing bolt.....	1	All	3
000362	... Bolt, fixing rear of chainguard $\frac{5}{8}$ in. by $\frac{3}{16}$ in. by 26	1	16M, 16MC, 18, 18C	3
014559	... Bolt, fixing rear of chainguard 2 $\frac{5}{8}$ ins. by $\frac{5}{8}$ in. by 26...	1	16MS, 16MCS, 18S, 18CS	7
000011	... Washer, plain, for chainguard rear fixing bolt.....	1	All	1
000192	... Washer, spring, for chainguard rear fixing bolt.....	1	16MS, 16MCS, 18S, 18CS	1
014560	... Spacer, 1 $\frac{5}{16}$ in. long (located inside chainguard), on bolt 014559	1	ditto	5
014561	... Spacer, $\frac{3}{2}$ in. long (located between chainguard and frame on bolt 014559).....	1	ditto	4
000004	... Nut, for chainguard bolt 014559.....	1	ditto	3

BATTERY CARRIER.

018044	... Carrier, Battery, complete.....	1	16M, 18	14 0
018043	... Carrier, Battery, complete.....	1	16MS, 16MCS, 18S, 18CS	12 11
018067	... Carrier, battery, complete.....	1	16MC, 18C	14 0
The above complete carriers include the binding bolt with its seat and nut.				
018033	... Carriers, battery, back portion only.....	1	16M, 18	11 9
018029	... Carrier, battery, back portion only.....	1	16MS, 16MCS, 18S, 18CS	10 0
018068	... Carrier, battery, back portion only.....	1	16MC, 18C	11 9
012581	... Carrier, battery, front portion only.....	1	All	2 0
010854	... Pin, hinge, battery carrier front.....	1	All	3
012798	... Bolt, clamping battery carrier, 1 $\frac{3}{8}$ in. by $\frac{1}{2}$ in. by 26.....	1	All	6
012291	... Seat, battery carrier clamping bolt.....	1	All	4
010851	... Nut, battery carrier clamping bolt.....	1	All	7
000004	... Nut, fixing battery carrier and oil tank to front frame	2	All	3
000174	... Washer, plain, for battery carrier and oil tank fixing nut	2	All	1
013840	... Stay, battery carrier to chaincase.....	1	16MS, 16MCS, 18S, 18CS	10
018062	... Stay, battery carrier to chaincase.....	1	16M, 18,	7
015365	... Stay, battery carrier to chaincase.....	1	16MC, 18C	6
000040	... Screw, fixing stay to battery carrier, $\frac{1}{2}$ in. by I.B.A.	1	All	1
000012	... Washer, plain, for 000040 bracket screw.....	1	All	1
010734	... Bolt, fixing battery carrier bracket to chaincase, $\frac{3}{4}$ in. by $\frac{5}{16}$ in. by 26.....	1	16MS, 16MCS, 18S, 18CS	4
000011	... Washer, plain, for 010734 carrier bracket bolt.....	1	ditto	1
000004	... Nut, for 010734 carrier bracket bolt.....	1	ditto	3

PAKI NUMBER.	DESCRIPTION.	QTY.	ON.	EACH £ s. d.
--------------	--------------	------	-----	-----------------

FOOTRESTS.

018601	Arm, for footrest.....	2	16M, 16MS, 18, 18S	8 4
018602	Arm, for footrest.....	2	16MC, 18C	10 5
018288	Arm, for footrest, right side.....	1	16MCS, 18CS	17 1
016461	Arm, for footrest, left side.....	1	ditto	15 0
010847	Pad, rubber, for footrest arm.....	2	16M, 16MS, 18, 18S	1 6
018604	Rod, for footrests, overall length 10½ ins.....	1	16M, 16MS, 16MC, 18, 18S, 18C	2 3
014380	Rod, for footrests, overall length 9 ins.....	1	16MC, 18C	2 4
016462	Rod, for footrests, overall length 10⅝ ins.....	1	16MCS, 18CS	2 4
010924	Spacer, 3½ ins. long, for footrest rod, between engine rear plates.....	1	All	1 1
016169	Spacer, 3⅝ ins. long, between engine plates.....	1	16MC, 18C	1 1
013837	Spacer, 1 in. long, for footrest rod, outside right plate	1	16M, 16MS, 16MC, 18, 18S, 18C	8
010911	Spacer, 1⅜ in. long, for footrest rod, outside left plate	1	16M, 16MS, 16MC, 18, 18S, 18C	6
010911	Spacer, 1⅜ in. long, for footrest rod, additional	2	16MC, 18C	6
000009	Washer, plain, for footrest rod.....	2	16M, 16MS, 16MC, 18, 18S, 18C	1
000009	Washer, plain, for secondary footrest rod.....	2	16MC, 18C	1
010912	Washer, plain, for footrest rod	2	16MCS, 18CS	3
000002	Nut, for footrest rod.....	2	All	4
000002	Nut, for secondary footrest rod.....	2	16MC, 18C	4

PILLION FOOTRESTS. (This is optional equipment).

011267	Pair of pillion footrests, complete (includes all the following items)	1	16M, 16MS, 18, 18S,	10 6
011518	Spindle, bare, for pillion footrest.....	2	ditto	3 0
011599	Bolt, hinge, for pillion footrest spindle, 1⅞ in. by ⅜ in. by 26	2	ditto	6
000073	Nut, for pillion footrest hinge bolt.....	2	ditto	3
010847	Pad, rubber, for pillion footrest spindle.....	2	ditto	1 6

SADDLE.

013874	Saddle, complete, with rear springs.....	1	16M, 18	3 1 5
018785	Twin seat.....	1	16MS, 18S	7 0 0
014919	Screw, fixing seat at rear to loop.....	2	ditto	1 0
000039	Washer, plain, for seat fixing screw.....	2	ditto	1
000080	Nut, for seat fixing screw.....	2	ditto	1
000011	Washer, for nut fixing seat at centre.....	2	ditto	1
000004	Nut, fixing seat at centre.....	2	ditto	3
015586	Saddle, complete, with rear springs.....	1	16MC, 18C	2 16 0
016376	Saddle, complete, with rear springs.....	1	16MCS, 18CS	3 5 5
013873	Saddle, complete, less rear springs.....	1	16M, 18, 16MCS, 18CS	2 11 6
015585	Saddle, complete, less rear springs.....	1	16MC, 18C	2 6 0
017523	Cover (or top), for saddle.....	1	16M, 18, 16MCS, 18CS	1 6 11
013993	Spring, rear, for saddle.....	2	16M, 18	5 0
014151	Spring, rear, for saddle.....	2	16MC, 18C	5 0
015136	Spring, rear, for saddle.....	2	16MCS, 18CS	7 0
012880	Stud, supports lower end of saddle spring, 2¼ ins. by ⅜ in. by 26 overall	2	All except 16MS, 18S	5
000073	Nut, for saddle spring stud.....	2	ditto	3
000410	Bolt, for saddle front hinge, 2¼ ins. by ⅜ in. by 26.....	1	ditto	7
000003	Nut, for saddle front hinge bolt.....	1	ditto	3

PART NUMBER.	DESCRIPTION.	QTY.	USED ON.	PRICE EACH £ s. d.
--------------	--------------	------	----------	-----------------------

PILLION SEAT. (Mudguard Fitting) (This is optional equipment).

011291	... Seat, pillion, with fixing bolts, washers and nuts.....	1	16M, 18	... 1 6 0
000070	... Bolt, fixing pillion seat, $\frac{3}{8}$ in. by $\frac{1}{2}$ in. by 26.....	4	ditto	3
000191	... Washer, spring, for pillion seat bolt.....	4	ditto	1
000012	... Washer, plain, for pillion seat bolt.....	4	ditto	1
000005	... Nut, for pillion seat bolt.....	4	ditto	3

PILLION SEAT. (Tandem Fitting) (This is optional equipment).

018678	... Seat, pillion, with all fixing parts.....	1	16M, 18	... 2 5 0*
014414	... Spring, rear, for tandem fitting pillion seat.....	2	ditto	4 9

TOOL BOXES.

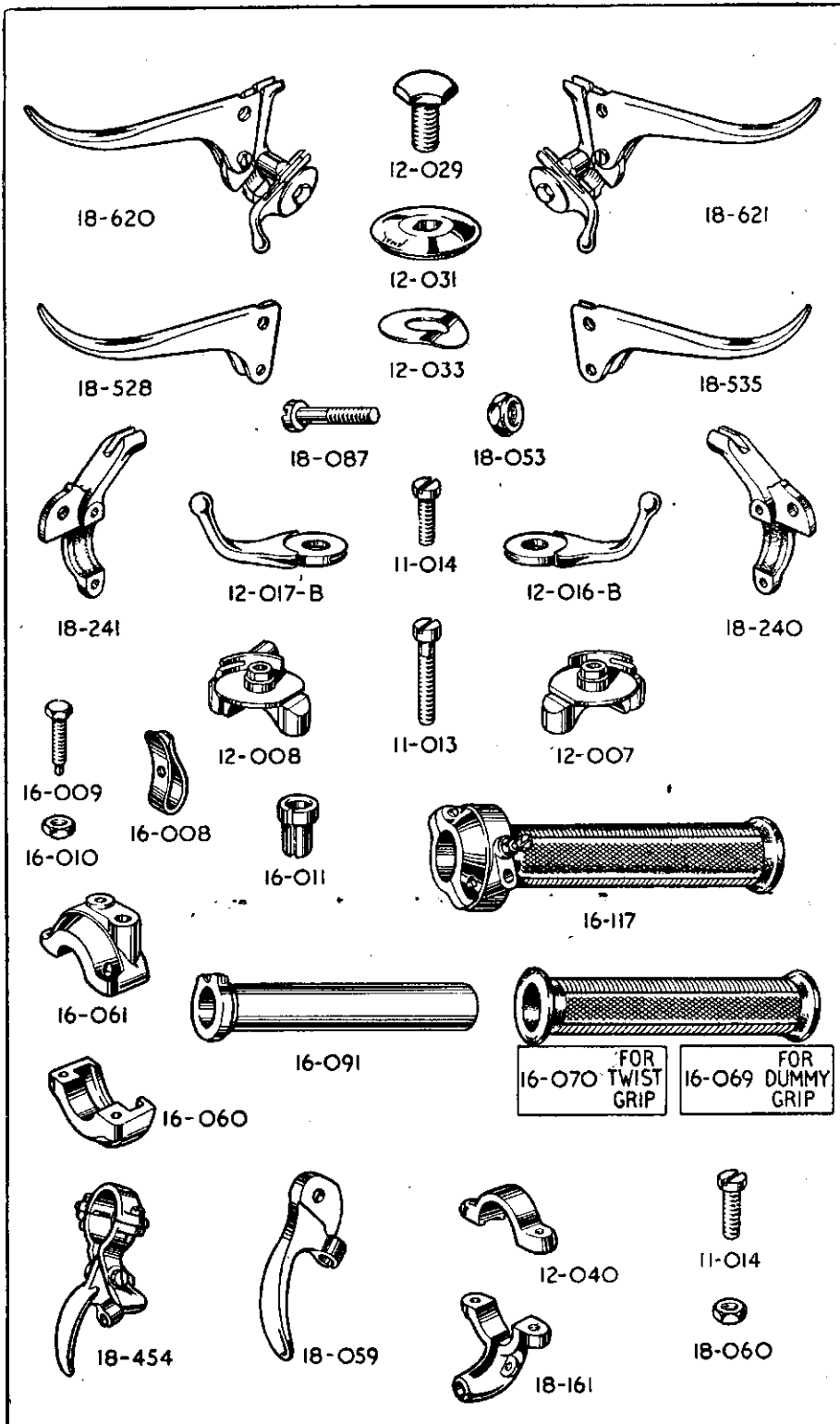
015973	... Box, tool, bare (with lid but no other fitting).....	1	16M, 18	... 1 0 7
014425	... Box, tool, bare (with lid but no other fittings), left side	1	16MS, 18S	... 1 2 0
014433	... Box, tool, bare (with lid but no other fittings), right side	1	16MS, 16MCS,	
			18S, 18CS	... 17 6
015491	... Box, tool, bare (does not include lid).....	1	16MC, 18C	... 12 6
014033	... Lid, for bare, tool box.....	1	ditto	12 1
013936	... Pin, split, for tool box lid.....	1	ditto	1
014511	... Screw, knurled, for tool box lid.....	1	16MCS, 18CS...	11
014511	... Screw, knurled, for tool box lid.....	2	16MS, 18S	... 11
014511	... Screw, knurled, for tool box lid.....	1	16M, 18	... 11
000189	... Washer, spring, for tool box lid screw.....	1	16M, 16MCS,	
			18, 18CS	... 1
000189	... Washer, spring, for tool box lid screw.....	2	16MS, 18S	... 1
000005	... Nut, for tool box lid screw.....	2	16M, 16MCS,	
			18, 18CS	... 3
000005	... Nut, for tool box lid screw.....	4	16MS, 18S	... 3
016367	... Plate, tool box fixing.....	1	16MCS, 18CS...	11 8
000070	... Bolt, fixing tool box plate.....	2	ditto	3
000012	... Washer, plain, plate fixing bolt.....	4	ditto	1
000005	... Nut, plate fixing bolt.....	2	ditto	3
000342	... Bolt, long, fixing tool box, $\frac{1}{4}$ in. by $\frac{1}{2}$ in. by 26.....	4	16MS, 18S	... 3
000345	... Bolt, long, fixing tool box, $1\frac{1}{8}$ in. by $\frac{1}{2}$ in. by 26.....	1	16MCS, 18CS...	3
000070	... Bolt, short, fixing tool box, $\frac{7}{8}$ in. by $\frac{1}{2}$ in. by 26.....	2	16MCS, 18CS...	3
014577	... Bolt, short, fixing tool box, $\frac{7}{8}$ in. by $\frac{1}{2}$ in. by 26.....	2	16MS, 18S	... 2
000639	... Spacer, $\frac{1}{4}$ in. thick, for tool box long fixing bolts.....	4	16MS, 18S	... 3
016948	... Spacer, $\frac{1}{8}$ in. thick, for tool box fixing bolt.....	1	16MCS, 18CS...	2
000012	... Washer, plain, for tool box fixing bolt.....	12	16MS, 18S	... 1
000012	... Washer, plain, for tool box fixing bolts.....	6	16MCS, 18CS	... 1
000005	... Nut, for tool box fixing bolts.....	6	16MS, 18S	... 3
000005	... Nut, for tool box fixing bolts.....	3	16MCS, 18CS	... 3
000342	... Bolt, fixing tool box at bottom, $\frac{1}{4}$ in. by $\frac{1}{2}$ in. by 26.....	2	16M, 18	... 3
000639	... Spacer, $\frac{1}{4}$ in. thick, for tool box bottom fixing bolts	2	ditto	3
000012	... Washer, plain, tool box bottom fixing bolts.....	4	ditto	1
000005	... Nut, for tool box bottom fixing bolts.....	2	ditto	3
000361	... Bolt, fixing tool box at top, $\frac{3}{8}$ in. by $\frac{3}{8}$ in. by 26.....	1	ditto	3
000011	... Washer, plain, for tool box, top fixing bolt.....	1	ditto	1
000004	... Nut, for tool box top fixing bolt.....	1	ditto	3

THE PRICES OF SPARES DO NOT
INCLUDE THE COST OF CARRIAGE

PART NUMBER.	DESCRIPTION.	QTY.	USED ON.	PRICE EACH	
				£	s. d.
TRANSFERS.					
009198	... Transfer, for side of oil tank (top level indicator).....	1	All	...	2
009183	... Transfer, for side of oil tank (low level indicator).....	1	All	...	3
009184	... Transfer, for top of oil tank (service instruction).....	1	All	...	3
009186	... Transfer, for front chaincase (oil level indicator).....	1	All	...	3
009187	... Transfer, for front chaincase (patent).....	1	All	...	1
009185	... Transfer, for tool box (monogram).....	1	16M, 18, 16MCS, 18CS...		4
009185	... Transfer for tool box (monogram).....	2	16MS, 18S		4
009194	... Transfer, for rear mudguard ("A.J.S").....	1	All	...	6
009192	... Transfer, for front forks (patent).....	1	All	...	6
009195	... Transfer, for petrol tank (reserve).....	1	All	...	3
009196	... Transfer, for forks ("Made in England").....	1	All	...	1
009197	... Transfer, for rear fork hinge (patent).....	1	16MS, 18S, 16MCS, 18CS...		1
018495	... Complete set of transfers.....	1	16M, 18		2 8
018496	... Complete set of transfers.....	1	16MS, 18S		3 1
018497	... Complete set of transfers.....	1	16MC, 18C		2 4
018498	... Complete set of transfers.....	1	16MCS, 18CS...		2 9

CONTROL LEVER AND CABLE SECTION.

PART NUMBER.	DESCRIPTION.	QTY.	USED ON.	PRICE EACH	
				£	s. d.
TWIST GRIP.					
16-117	... Twist grip, complete assembly.....	1	All	...	10 6*
16-070	... Grip, rubber, for twist grip.....	1	All	...	1 0*
16-091	... Rotor, and sleeve, for twist grip (does not include rubber grip).....	1	All	...	3 6*
16-060	... Body, twist grip, top (plain clip).....	1	All	...	3 0*
16-061	... Body, twist grip, bottom (for friction spring).....	1	All	...	3 0*
11-013	... Screw, long, clamping twist grip body.....	1	All	...	3*
11-014	... Screw, short, clamping twist grip body.....	1	All	...	3*
16-008	... Spring, friction, for twist grip.....	1	All	...	9*
16-009	... Screw, for twist grip friction spring.....	1	All	...	6*
16-010	... Nut, for twist grip friction spring screw.....	1	All	...	2*
16-011	... Stop, for twist grip (throttle) cable.....	1	All	...	6*
DUMMY GRIP.					
16-069	... Grip, rubber, dummy.....	1	All	...	1 6*



PART NUMBER.	DESCRIPTION.	QTY.	USED ON.	PRICE EACH		
				£	s.	d.

CLUTCH AND IGNITION CONTROL LEVERS.

18-620	... Lever, assembly, clutch and ignition.....	1	16M, 16MS, 18, 18S	18	9*	
18-528	... Lever, only clutch.....	1	ditto	5	3*	
12-017-B	... Lever, only, ignition.....	1	ditto	3	9*	
18-241	... Bracket, for clutch lever.....	1	ditto	5	3*	
12-008	... Bracket, for ignition lever.....	1	ditto	2	9*	
11-013	... Screw, long, clamping clutch and ignition brackets.....	1	ditto		3*	
11-014	... Screw, short, clamping clutch and ignition brackets.....	1	ditto		3*	
18-087	... Pin, fulcrum, for clutch lever.....	1	ditto		3*	
18-053	... Nut, clutch lever fulcrum pin.....	1	ditto		3*	
12-029	... Bolt, central, for ignition lever.....	1	ditto		3*	
12-031	... Cap, for ignition lever.....	1	ditto		8*	
12-033	... Washer, spring, for ignition lever.....	1	ditto		2*	

BRAKE AND AIR CONTROL LEVERS.

18-621	... Lever, assembly, brake and air.....	1	16M, 16MS, 18, 18S	18	9*	
18-535	... Lever, only, brake.....	1	ditto	5	3*	
12-016-B	... Lever, only, air.....	1	ditto	3	9*	
18-240	... Bracket, for brake lever.....	1	ditto	5	3*	
12-007	... Bracket, for air lever.....	1	ditto	2	9*	
11-013	... Screw, long, clamping brake and air brackets.....	1	ditto		3*	
11-014	... Screw, short, clamping brake and air brackets.....	1	ditto		3*	
18-087	... Pin, fulcrum, for brake lever.....	1	ditto		3*	
18-053	... Nut, brake lever fulcrum pin.....	1	ditto		3*	
12-029	... Bolt, central, for air lever.....	1	ditto		3*	
12-031	... Cap, for air lever.....	1	ditto		8*	
12-033	... Washer, spring, for air lever.....	1	ditto		2*	

CLUTCH CONTROL LEVER.

18-556	... Lever, assembly, clutch.....	1	16MC, 18C, 16MCS, 18CS...	9	0*	
18-528	... Lever, only, clutch.....	1	ditto	5	3*	
18-234	... Bracket, clutch lever.....	1	ditto	5	3*	
12-040	... Clamp, clutch lever bracket.....	1	ditto		9*	
11-014	... Screw, clutch lever bracket clamp.....	2	ditto		3*	
18-087	... Pin, fulcrum, clutch lever.....	1	ditto		3*	
18-053	... Nut, clutch lever fulcrum pin.....	1	ditto		3*	
70-016	... Washer, lock, clutch lever fulcrum pin nut.....	1	ditto		2*	

FRONT BRAKE CONTROL LEVER.

18-557	... Lever, assembly, brake.....	1	16MC, 18C, 16MCS, 18CS...	9	0*	
18-535	... Lever, only, brake.....	1	ditto	5	3*	
18-234	... Bracket, brake lever.....	1	ditto	5	3*	
12-040	... Clamp, brake lever bracket.....	1	ditto		9*	
11-014	... Screw, brake lever bracket clamp.....	2	ditto		3*	
18-087	... Pin, fulcrum, brake lever.....	1	ditto		3*	
18-053	... Nut, brake lever fulcrum pin.....	1	ditto		3*	
70-016	... Washer, lock, brake lever fulcrum pin nut.....	1	ditto		2*	

THE MAINTENANCE MANUAL AND INSTRUCTION BOOK
 HAS NINETY-TWO PAGES AND THIRTY-EIGHT ILLUSTRATIONS

PART NUMBER.	DESCRIPTION.	QTY.	ON.	EACH	
				£	s. d.

AIR CONTROL LEVER.

12-161	... Lever, assembly, air.....	1	16MC, 18C, 16MCS, 18CS...	9	0*
12-016-B	... Lever, only, air.....	1	ditto	3	9*
12-007	... Bracket, air control lever.....	1	ditto	2	9*

IGNITION CONTROL LEVER.

12-171	... Lever, assembly, ignition.....	1	16MC, 18C, 16MCS, 18CS ..	9	0*
12-017-B	... Lever, only, ignition.....	1	ditto	3	9*
12-008	... Bracket, ignition control lever.....	1	ditto	2	9*

FITTINGS FOR AIR AND IGNITION CONTROL LEVERS.

12-040	... Clamp, air, or ignition lever bracket.....	2	16MC, 18C, 16MCS, 18CS...		9*
11-014	... Screw, air or ignition lever bracket clamp.....	4	ditto		3*
12-029	... Bolt, central, air or ignition lever.....	2	ditto		3*
12-031	... Cap, air or ignition lever.....	2	ditto		8*
12-033	... Washer, spring, air or ignition lever.....	2	ditto		2*

EXHAUST LIFTER CONTROL LEVER.

18-454	... Lever, assembly, exhaust lifter.....	1	All	4	6*
18-059	... Lever, only, exhaust lifter.....	1	All	2	3*
18-161	... Bracket, exhaust lifter lever.....	1	All	1	9*
12-040	... Clamp, exhaust lifter lever bracket.....	1	All		9*
11-014	... Screw, exhaust lifter lever bracket clamp.....	2	All		3*
11-014	... Pin, fulcrum, exhaust lifter lever.....	1	All		3*
18-060	... Nut, exhaust lifter lever fulcrum pin.....	1	All		3*

FRONT BRAKE CABLE.

013178	... Cable, complete, assembled, front brake.....	1	All	6	3
000530-40 $\frac{1}{2}$... Wire, inner, front brake, 40 $\frac{1}{2}$ ins. finished length.....	1	All	1	2
017240	... Nipple, brake end, for brake inner wire.....	1	All		3
017238	... Nipple, handlebar end, for brake inner wire.....	1	All		3
000529-26	... Casing, outer, front brake, 26 ins. long.....	1	All	1	2
000531	... Ferrule, front brake outer casing.....	2	All		1
011348	... Adjuster, front brake cable.....	1	All	2	0
017217	... Nut, lock, front brake cable adjuster.....	1	All		6
017049	... End, yoke, front brake cable.....	1	All	1	4
000736	... Pin, for yoke end, front brake cable.....	1	All		4
000014	... Pin, split, for front brake cable yoke end pin.....	1	All		1
012478	... Sleeve, rubber, for front brake cable inner wire.....	1	All		5

CLUTCH CABLE.

018141	... Cable, complete, assembled, clutch.....	1	All	6	4
000530-43 $\frac{1}{2}$... Wire, inner, clutch, 43 $\frac{1}{2}$ ins. finished length.....	1	All	1	2
017241	... Nipple, gearbox end, clutch inner wire.....	1	All		1
017238	... Nipple, handlebar end, clutch inner wire.....	1	All		3
000529-39 $\frac{1}{2}$... Casing, outer, clutch, 39 $\frac{1}{2}$ ins. long.....	1	All	2	5
000531	... Ferrule, clutch outer casing.....	2	All		1
014225	... Adjuster, clutch cable.....	1	All		7
011373	... Nut, lock, clutch cable adjuster.....	1	All		3
018155	... Cleat, for clutch cable.....	1	All		3

NUMBER.	DESCRIPTION.	QTY.	ON.	EACH £ s. d.
---------	--------------	------	-----	-----------------

VALVE LIFTER CABLE.

014060	... Cable, complete, assembled, exhaust lifter.....	1	All	...	5	5
000530-26	Wire, inner, exhaust lifter, 26 ins. finished length.....	1	All	...		11
014061	... Nipple, engine end, exhaust lifter inner wire.....	1	All	...		1
017240	... Nipple, handlebar end, exhaust lifter inner wire.....	1	All	...		3
000529-21	Casing, outer, exhaust lifter, 21 ins. long.....	1	All	...	2	3
000531	... Ferrule, exhaust lifter outer casing, handlebar end.....	1	All	...		1
013998	... Ferrule, exhaust lifter outer casing, engine end.....	1	All	...		3
014225	... Adjuster, exhaust lifter cable.....	1	All	...		7
011373	... Nut, lock, exhaust lifter cable adjuster.....	1	All	...		3

IGNITION CONTROL CABLE.

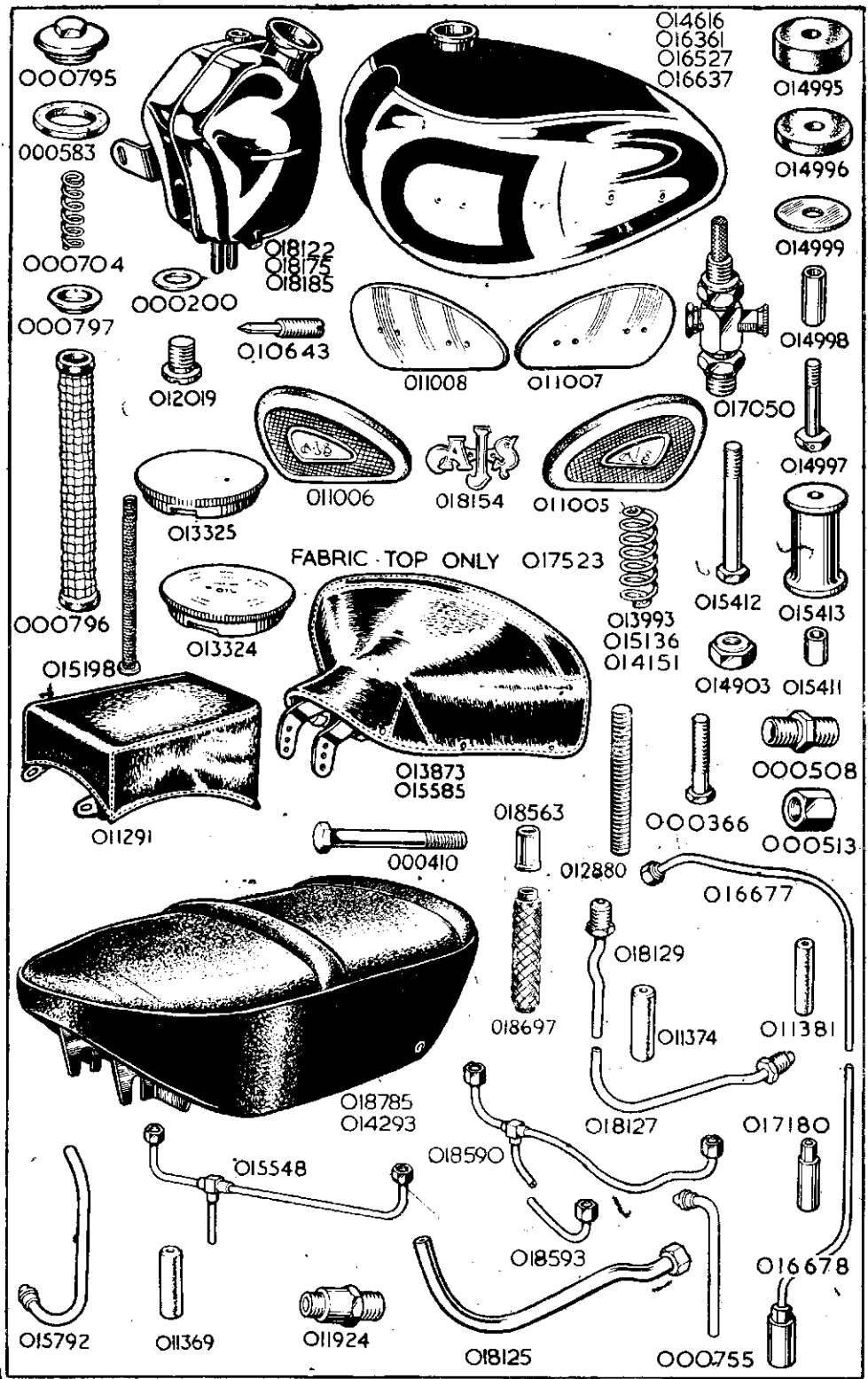
017274	... Cable, complete, assembled, ignition.....	1	All	...	6	7
000527-25 $\frac{1}{2}$	Wire, inner, ignition, 25 $\frac{1}{2}$ ins. finished length.....	1	All	...	1	1
017379	... Nipple, magneto end, ignition inner wire.....	1	All	...		6
017266	... Nipple, handlebar end, ignition inner wire.....	1	All	...		2
000526-22	Casing, outer, ignition, 22 ins. finished length.....	1	All	...	2	9
000528	... Ferrule, ignition outer casing.....	2	All	...		1
MC-9	... Cap, rubber, cable entry to magneto.....	1	All	...		3*
MC-7	... Adjuster, ignition cable.....	1	All	...		3*
MC-8	... Nut, lock, ignition cable adjuster.....	1	All	...		2*
MC-6	... Sleeve, ignition cable (screws into magneto).....	1	All	...		6*
454969	... Plunger, ignition cable.....	1	All	...		6*
M3550-2	... Washer, lock, ignition, cable sleeve.....	1	All	...		2*
MC-5	... Spring, return, ignition cable.....	1	All	...		2*

THROTTLE CONTROL CABLE.

017262	... Cable, complete, assembled, throttle.....	1	350	...	5	3
017276	... Cable, complete, assembled, throttle.....	1	500	...	5	3
000535-39 $\frac{1}{8}$	Wire, inner, throttle, 39 $\frac{1}{8}$ ins. finished length.....	1	350	...	1	1
000535-40 $\frac{1}{8}$	Wire, inner, throttle, 40 $\frac{1}{8}$ ins. finished length.....	1	500	...	1	1
017242	... Nipple, carburetter end, throttle inner wire.....	1	All	...		2
017266	... Nipple, handlebar end, throttle inner wire.....	1	All	...		2
000526-36 $\frac{1}{2}$	Casing, outer, throttle, 36 $\frac{1}{2}$ ins. finished length.....	1	All	...	2	5
000528	... Ferrule, throttle outer casing.....	2	All	...		1

AIR CONTROL CABLE.

017263	... Cable, complete, assembled, air.....	1	350	...	5	3
017218	... Cable, complete, assembled, air.....	1	500	...	5	3
000527-32 $\frac{1}{8}$	Wire, inner, air, 32 $\frac{1}{8}$ ins. finished length.....	1	350	...	1	1
000527-32 $\frac{3}{8}$	Wire, inner, air, 32 $\frac{3}{8}$ ins. finished length.....	1	500	...	1	1
017242	... Nipple, carburetter end, air inner wire.....	1	All	...		2
017266	... Nipple, handlebar end, air inner wire.....	1	All	...		2
000526-28 $\frac{1}{2}$	Casing, outer, air, 28 $\frac{1}{2}$ ins. finished length.....	1	All	...	2	0
000528	... Ferrule, air, outer casing.....	2	All	...		1



PART NUMBER.	DESCRIPTION.	QTY.	USED ON.	PRICE EACH £ s. d.
PETROL TANK.				
014616	... Tank, petrol, bare, chrome and panelled, Export Only...	1	16M, 16MS, 18, 18S	10 4 0
016527	... Tank, petrol, bare, enamelled and lined, Home Models	1	ditto	7 14 0
016637	... Tank, petrol, bare, enamelled and lined.....	1	16MC, 18C, ...	9 12 6
016361	... Tank, petrol, bare, enamelled and lined.....	1	16MCS, 18CS...	10 2 6
018154	... Letter A·J·S (metal).....	2	All Home	8 8
000150	... Screw, fixing metal letters, $\frac{5}{16}$ in. by 3.BA.....	4	All Home	2
016318	... Tank motif A·J·S.....	2	All Export	3 0
000150	... Screw, securing motif.....	4	All Export	2
014997	... Bolt, fixing tank, all positions $1\frac{1}{8}$ in. by $\frac{5}{16}$ in. by 26.....	4	16M, 16MS, 18, 18S	8
015412	... Bolt, fixing tank, front positions, $2\frac{1}{8}$ ins. by $\frac{5}{16}$ in. by 26	2	16MC, 16MCS, 18C, 18CS	9
000366	... Bolt, fixing tank, rear positions, $1\frac{1}{2}$ in. by $\frac{5}{16}$ in. by 26	2	ditto	4
015413	... Support, for front of tank.....	2	ditto	2 0
014995	... Pad, rubber, thick ($\frac{3}{8}$ in.) for tank fixing bolts in upper-most locations	4	16M, 16MS, 18, 18S	4
014996	... Pad, rubber, thin ($\frac{3}{16}$ in.) for tank fixing bolts in lower-most locations	4	ditto	2
014996	... Pad, rubber, thin ($\frac{3}{16}$ in.) for tank fixing bolts in all locations	8	16MC, 16MCS, 18C, 18CS	2
014999	... Washer, metal, plain, for tank fixing bolts.....	4	All	3
014998	... Sleeve, metal, $\frac{1}{8}$ in. long, for tank fixing bolts.....	4	16M, 16MS, 18, 18S	2
015411	... Sleeve, metal, $\frac{1}{2}$ in. long, for tank fixing bolts.....	4	16MC, 16MCS, 18C, 18CS	2
014903	... Nut, for tank fixing bolts, in rear positions.....	2	ditto	6
017051	... Wire, copper, 5 ft. by 20 S.W.G.....	1	All	3
PETROL TANK FITTINGS.				
013325	... Cap, filler, for petrol tank.....	1	All	5 4
017050	... Tap, for petrol feed, with filter.....	2	All	4 11
000200	... Washer, fibre, for petrol feed tap.....	2	All	3
011006	... Grip, knee, left hand side.....	1	16M, 16MS, 18, 18S	4 1
011005	... Grip, knee, right hand side.....	1	ditto	4 1
011008	... Plate, for left hand knee grip.....	1	ditto	10
011007	... Plate, for right hand knee grip.....	1	ditto	10
000070	... Bolt, fixing knee grip plate, $\frac{7}{16}$ in. by $\frac{1}{2}$ in. by 26.....	4	ditto	3
000639	... Spacer, $\frac{1}{4}$ in. long, for knee grip plate bolts.....	4	ditto	3
OIL TANK.				
018122	... Tank, oil, bare.....	1	16M, 18	14 5
018137	... Tank, oil, bare.....	1	16MC, 18C	16 0
018175	... Tank, oil, bare.....	1	16MCS, 18CS...	17 8
018185	... Tank, oil, bare.....	1	16MS, 18S	12 11
013324	... Cap, filler, oil tank	1	All	5 4
012019	... Plug, drain, for oil tank	1	All	4
000200	... Washer, fibre, oil tank drain plug.....	1	All	3
000796	... Filter, felt, for oil tank.....	1	All	4 1
000704	... Spring, for oil tank felt filter.....	1	All	6
000797	... Cap, metal, dished, for oil tank felt filter.....	1	All	4
000795	... Cap, screwed, oil tank filter compartment.....	1	All	2 5
000583	... Washer, cork, filter compartment cap.....	1	All	3

PART NUMBER.	DESCRIPTION.	QTY.	USED ON.	PRICE EACH		
				£	s.	d.

PETROL PIPE.

018587	... Pipe, assembly, petrol feed	1	16M, 16MS, 18, 18S	12	6	
018590	... Pipe, top part only	1	ditto	8	4	
018593	... Pipe, bottom part only.....	1	ditto	2	4	
015423	... Pipe, assembly, petrol feed	1	16MC, 16MCS, 18C, 18CS	11	4	
015548	... Pipe, top part only.....	1	ditto	8	3	
015792	... Pipe, bottom part only.....	1	ditto	2	3	
018697	... Flexible connection, for feed pipe.....	1	All		6	
018563	... Ferrule, for flexible connection.....	2	All		4	

OIL PIPES.

018125	... Pipe, oil feed, long portion.....	1	All	7	5	
011369	... Connection, rubber, for oil feed pipe.....	1	All		6	
011924	... Union, oil feed pipe (engine end).....	1	All	1	0	
015198	... Filter, metal gauze, for feed pipe.....	1	All	1	8	
015528	... Washer, fibre, for engine end oil feed union.....	1	All		1	
018127	... Pipe, oil, return, long portion	1	All	5	9	
018129	... Pipe, oil return, short portion.....	1	All	3	9	
011374	... Connection, rubber, for oil return pipe.....	1	All		6	
016677	... Pipe, rocker box oil feed, top portion	1	All	3	11	
016678	... Pipe, rocker box oil feed, bottom portion.....	1	All	5	2	
011381	... Connection, rubber, for rocker box oil feed pipe.....	1	All		10	
000513	... Nut, union, rocker box pipe, top end.....	1	All		6	
017180	... Nut, union (extended type), rocker box pipe, bottom end.....	1	All	1	7	

OIL VENT PIPES.

000755	... Pipe, oil discharge, for release valve.....	1	All	1	7	
000513	... Nut, union, oil discharge pipe.....	1	All		6	
018742	... Extension, for release pipe	1	All Competition	1	6	
018743	... Rubber, for release pipe extension.....	1	ditto		4	
018744	... Clip, for release pipe extension.....	1	ditto		4	
018188	... Pipe, vent (rubber), for oil tank, 12 ins. long.....	1	16M, 18	1	11	
015498	... Pipe, vent (rubber), for oil tank, 12 ins. long.....	1	16MC, 18C		9	
015119	... Pipe, vent (rubber), for oil tank, 8½ ins. long.....	1	16MCS, 18CS	1	1	
015120	... Pipe, vent (metal insertion), for oil tank rubber vent pipe	1	ditto		8	
014936	... Pipe, vent (rubber), for oil tank, 5¾ ins. long.....	1	16MS, 18S	1	1	
015138	... Pipe, vent (metal), for oil tank.....	1	ditto	1	11	
014584	... Clip, for vent pipe.....	1	16M, 16MC, 18, 18C		2	
014951	... Clip, for vent pipe	1	16MCS, 18CS		4	

OIL FITTINGS.

000508	... Union, oil, in rocker box.....	1	All		6	
010643	... Screw, needle adjusting, inlet valve oil feed. (Screws into cylinder head).....	1	All		7	
011373	... Nut, lock, needle adjusting screw.....	1	All		3	

WHEEL AND BRAKE SECTION.

PART NUMBER.	DESCRIPTION.	QTY.	USED ON.	PRICE EACH £ s. d.
--------------	--------------	------	----------	-----------------------

FRONT WHEEL. (Home Models)

THE COMPLETE WHEELS LISTED BELOW COMPRISE :—

Rim, spokes, nipples, spoke washers (competition only,) hub, grease nipple, all bearings, and all brake parts including cover plate and expander lever, but does not include the tyre.

018773	...	Wheel, front, complete with all fittings.....	1	16M, 16MS, 18, 18S	9 12 5
018774	...	Wheel, front, complete with all fittings.....	1	16MC, 16MCS, 18C, 18CS	9 19 1

THE BARE WHEELS LISTED BELOW COMPRISE :—

Rim, spokes, nipples, spoke washers (competition only), and hub.

013618	...	Wheel, front, bare, less all fittings.....	1	16M, 16MS, 18, 18S	4 4 4
013627	...	Wheel, front, bare, less all fittings.....	1	16MC, 16MCS, 18C, 18CS	4 11 0
018244	...	Rim, front, 19 ins. by 2½ ins.....	1	16M, 16MS, 18, 18S	19 9
018246	...	Rim, front, 21 ins. by 2½ ins.....	1	16MC, 16MCS, 18C, 18CS	19 9
011018	...	Spoke, front left, 5⅞ ins. by 8 G by 10 G.....	20	16M, 16MS, 18, 18S	3
012786	...	Spoke, front, left, 6½ ins. by 8 G by 10 G.....	20	16MC, 16MCS, 18C, 18CS	5
011014	...	Spoke, front, right, 8⅞ ins. by 9 G by 11 G.....	20	16M, 16MS, 18, 18S	3
017111	...	Spoke, front, right, 9⅞ ins. by 9 G by 11 G.....	20	16MC, 16MCS, 18C, 18CS	4
000039	...	Washer, plain, for right side spoke heads.....	20	ditto	1
011017	...	Nipple, front, left .225 in. by 10 G.....	20	All	1
011016	...	Nipple, front, right .225 in. by 11 G.....	20	All	1
018046	...	Hub, front wheel, shell only with brake drum.....	1	All	2 5 5
000051	...	Nipple, grease, for front wheel hub.....	1	All	5
011090	...	Tape, for 19 ins. by 2½ ins., rim.....	1	16M, 16MS, 18, 18S	1 9*
013693	...	Tape, for 21 ins. by 2½ ins., rim.....	1	16MC, 16MCS, 18C, 18CS	1 9*
011708	...	Bolt, security, for front wheel.....	1	ditto	4 0

FRONT WHEEL (Export Models).

018789	...	Wheel, front, with all fittings, chrome rim—black centre	1	16M, 16MS, 18, 18S	10 2 5
018845	...	Wheel, front, bare (less fittings)	1	ditto	4 14 4
012217	...	Rim, front, chrome—black centre	1	ditto	1 8 1

All other parts as Home Models.

PAK I NUMBER.	DESCRIPTION.	QTY.	USED ON.	PRICE EACH £ s. d.
------------------	--------------	------	-------------	--------------------------

FRONT WHEEL BEARINGS.

012825	... Spindle, with roller bearings, for front wheel.....	1	All	1 15 6
010579	... Oil-seal, for front hub bearings	2	All	5
017219	... Ring, spring, locating front hub bearings.....	1	All	3
018093	... Cup, for front hub bearing oil-seal.....	1	All	3
017221	... Ring, spacing, for front hub bearing oil-seal.....	1	All	6
018096	... Ring, retaining front hub bearing oil-seals.....	3	All	1
017223	... Nut, lock, for front hub bearing adjusting ring.....	1	All	2 0
017224	... Ring, adjusting, for front hub bearing.....	1	All	2 5
017003	... Nut, locating front brake cover plate.....	1	All	4
017222	... Washer, locating, front brake cover plate.....	1	All	3
018071	... Nut, outside, securing front brake cover plate.....	1	All	2 2
000001	... Nut, front wheel spindle, left side.....	1	All	4
000008	... Washer, plain, front wheel spindle, left side.....	1	All	1

REAR WHEEL. (Home Models)

THE COMPLETE WHEELS LISTED BELOW COMPRISE :—

Rim, spokes, nipples, hub, grease nipple and all bearings assembled, but does **NOT** include the centre solid spindle, washers, spacers, nuts, brake parts, sprocket and brake drum, speedometer drive and tyre.

015566	... Wheel, rear, complete, with all fittings.....	1	16M, 16MS, 18, 18S	5 14 5
016958	... Wheel, rear, complete, with all fittings.....	1	16MC, 16MCS, 18C, 18CS	6 14 5

THE BARE WHEELS LISTED BELOW COMPRISE :—
Rim, spokes, nipples and hub.

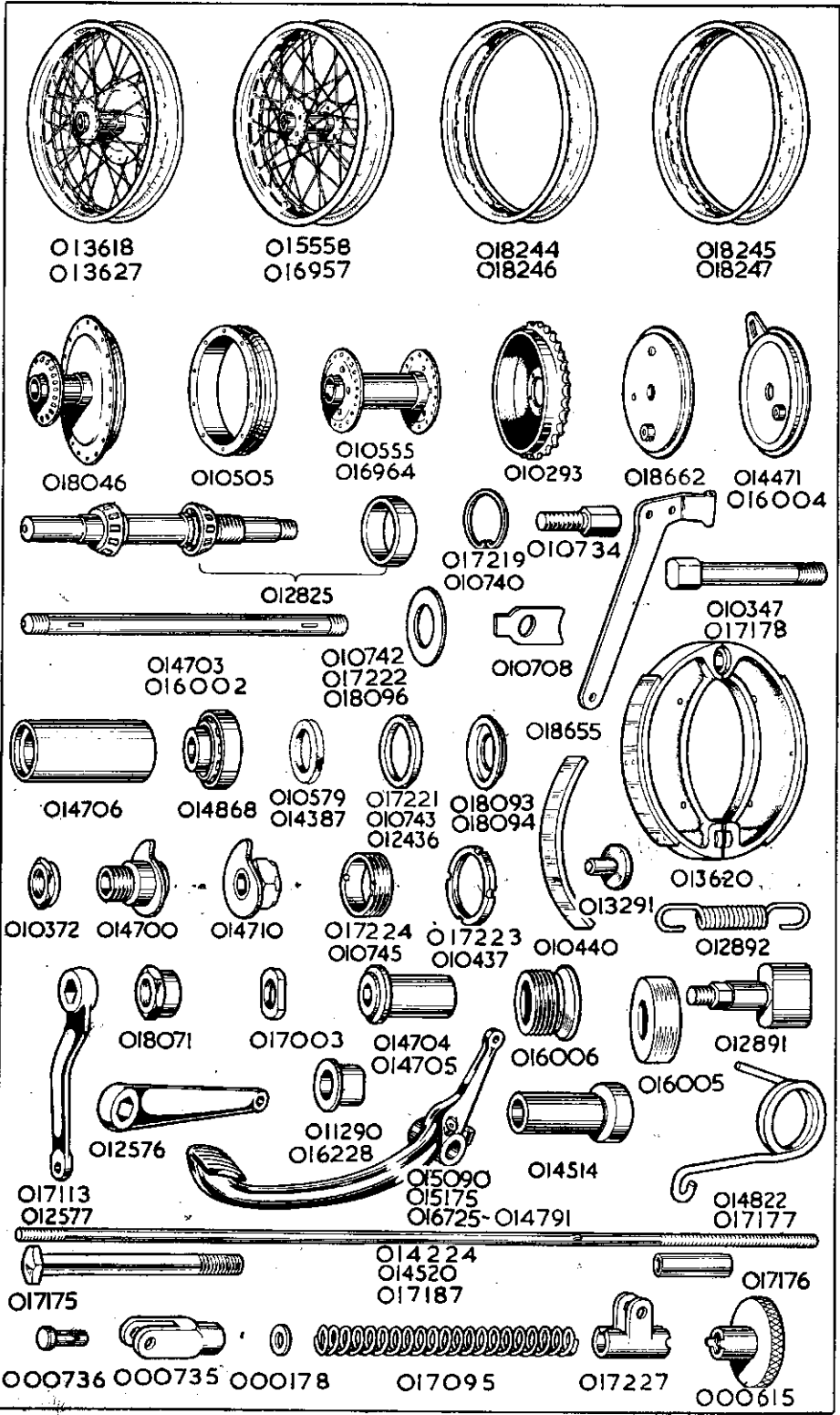
015558	... Wheel, rear, bare, less all fittings.....	1	16M, 16MS, 18, 18S	3 18 11
016957	... Wheel, rear, bare, less all fittings.....	1	16MC, 16MCS, 18C, 18CS	4 18 11
018245	... Rim, rear, 19 ins. by 2½ ins.....	1	16M, 16MS, 18, 18S	19 9
018247	... Rim, rear, 19 ins. by 3 ins.....	1	16MC, 16MCS, 18C, 18CS	19 9
011012	... Spoke, rear, left or right, 8½ ins. by 7 G by 9 G.....	40	16M, 16MS, 18, 18S	3
017097	... Spoke, rear, left or right, 8½ ins. by 6 G.....	40	16MC, 16MCS, 18C, 18CS	6
011013	... Nipple, rear, left or right, .250 in. by 9 G.....	40	16M, 16MS, 18, 18S	1
012472	... Nipple, rear, left or right, .300 in. by 6 G.....	40	16MC, 16MCS, 18C, 18CS	4
016964	... Hub, rear wheel, shell only	1	All	2 5 7
000051	... Nipple, grease, for rear wheel hub.....	1	All	5
011090	... Tape, for 19 ins. rear rim.....	1	All	1 9*
011707	... Bolt, security, for rear wheel	2	16MC, 16MCS, 18C, 18CS	4 0

REAR WHEEL. (Export Models)

018846	... Wheel, rear, with all fittings, chrome rim—black centre	1	16M, 16MS, 18, 18S	6 4 5
018847	... Wheel, rear, bare (less fittings)	1	ditto	4 8 11
012218	... Rim, rear, chrome—black centre.....	1	ditto	1 8 1

All other parts as Home Models.

WHEN IN DOUBT REGARDING THE NAMES AND PART
NUMBERS OF THE PARTS YOU REQUIRE, PLEASE SEND
THE OLD PARTS TO SERVE AS PATTERNS.



NUMBER.	DESCRIPTION.	QTY.	ON.	EACH £ s. d.
REAR WHEEL BEARINGS.				
014868	Bearings, roller, for rear hub (only sold as a complete bearing).....	2	All	12 4
014387	Oil-seal, for rear hub bearings.....	2	All	4
010740	Ring, spring, locating rear hub bearings.....	1	All	3
018094	Cup, for rear hub bearing oil-seal.....	1	All	4
010743	Ring, spacing, for rear hub bearing oil-seal.....	1	All	11
018095	Ring, retaining rear hub bearing oil-seals.....	3	All	1
012436	Collar, spacing, between bearing and rear hub bearing oil-seal.....	2	All	9
014706	Spacer, $2\frac{7}{8}$ ins. long between the two bearings of rear hub.....	1	All	2 6
010745	Ring, adjusting, for rear hub bearing.....	1	All	2 5
010437	Nut, lock, for rear hub bearing adjusting ring.....	1	All	2 0
014703	Spindle, centre, solid, for rear wheel.....	1	16MS, 16MCS, 18S, 18CS	8 6
016002	Spindle, centre, solid, for rear wheel.....	1	16M, 16MC, 18, 18C	7 3
014705	Spacer, $1\frac{1}{8}$ in. long, on rear wheel solid spindle, for speedometer gearbox (inside gear box).....	1	All	2 7
016006	Spacer, $\frac{5}{8}$ in. long, on rear wheel solid spindle, for speedometer gearbox (carries nut).....	1	16M, 16MC, 18, 18C	9
010372	Nut, locking speedometer gearbox.....	1	All	7
014704	Sleeve, on rear wheel solid spindle, locating brake cover plate.....	1	All	3 3
014700	Cam, on rear wheel solid spindle, right side.....	1	16MS, 16MCS, 18S, 18CS	5 10
014710	Cam, on rear wheel solid spindle, left side.....	1	ditto	4 11
000573	Key, on rear wheel solid spindle, locating cams.....	2	ditto	4
011290	Collar, on rear wheel solid spindle (abuts against fork end).....	2	ditto	1 4
016228	Collar, on rear wheel solid spindle (abuts against fork end).....	2	16M, 16MC, 18, 18C	1 4
014869	Nut, for rear wheel solid spindle.....	2	All	6

FRONT BRAKE.

010505	Drum, front brake.....	1	All	17 11
000140	Screw, fixing front brake drum to hub shell, $\frac{3}{8}$ in. by 1 BA.....	10	All	3
018662	Plate, cover, front brake.....	1	All	13 4
018655	Stay, front brake cover plate anchor.....	1	All	6 6
014807	Bolt, fixing anchor stay to front cover plate, $\frac{5}{8}$ in. by $\frac{3}{8}$ in. by 26.....	1	All	3
014119	Washer, special, for anchor stay bolt.....	1	All	1
018070	Pin, fulcrum, for brake shoes.....	1	All	7
000010	Washer, plain, (inner for pin).....	1	All	1
000011	Washer, plain, (outer for pin).....	1	All	1
000004	Nut, for brake fulcrum pin.....	1	All	3
013620	Shoes, pair of, for front brake, with brake linings and thrust pins (only supplied in pairs).....per pair	1	All	0 6
013291	Pin, thrust, brake expander adjusting.....	2	All	9
000174	Washer, plain, for thrust pin.....	R	All	1
010440	Linings, brake, per pair of, less rivets.....	1	All	4 0
000113	Rivets, for brake linings.....per set of	12	All	2
012892	Spring, for brake shoes.....	2	All	4 4
012891	Expander, for brake shoes.....	1	All	4 1
012576	Lever, for front brake shoe expander.....	1	All	2 6
000051	Nipple, grease, for brake shoe expander.....	1	All	5
000174	Washer, plain, for brake shoe expander.....	1	All	1
000004	Nut, for brake shoe expander.....	1	All	3

NUMBER.	DESCRIPTION.	QTY.	ON.	EACH £ s. d.
---------	--------------	------	-----	-----------------

REAR BRAKE.

010293	... Sprocket, and brake drum, for rear wheel, 42 teeth, five hole fixing.....	1	All	15 0
010734	... Bolt, retaining sprocket to rear hub, $2\frac{3}{4}$ in. by $\frac{5}{16}$ in. by 26	5	All	4
010708	... Washer, lock, for rear sprocket retaining bolt.....	5	All	1
000011	... Washer, plain, for rear sprocket retaining bolt.....	5	All	1
000074	... Nut, for rear sprocket retaining bolt.....	5	All	3
014471	... Plate, cover, rear brake.....	1	16MS, 16MCS, 18S, 18CS	15 0
016004	... Plate, cover, rear brake.....	1	16M, 16MC, 18, 18C	8 11
010347	... Bolt, anchor, rear brake cover plate, $2\frac{1}{2}$ ins. by $\frac{3}{8}$ in. by 26, with square head.....	1	16MS, 16MCS, 18S, 18CS	2 0
017178	... Bolt, anchor, rear brake cover plate, $1\frac{3}{4}$ ins. by $\frac{3}{8}$ in. by 26, with square head.....	1	16M, 16MC, 18, 18C	1 3
000003	... Nut, for rear brake cover plate anchor bolt.....	1	All	3
000006	... Pin, split, for rear brake anchor bolt.....	1	All	1
016005	... Spacer, $\frac{1}{2}$ in. long, for rear brake cover plate.....	1	16M, 16MC, 18, 18C	6
013620	... Shoes, pair of, for rear brake, with brake linings and thrust pins (only supplied in pairs)..... per pair	1	All	0 6
013291	... Pin, thrust, brake expander adjusting.....	2	All	9
000174	... Washer, plain, for thrust pin.....	R	All	1
010440	... Linings, brake, per pair of, less rivets.....	1	All	4 0
000113	... Rivets, for brake linings..... per set of	12	All	2
012892	... Spring, for brake shoes.....	2	All	4
012891	... Expander, for brake shoes.....	1	All	4 1
017113	... Lever, for rear brake shoe expander.....	1	16MS, 16MCS, 18S, 18CS	2 6
012577	... Lever, for rear brake shoe expander.....	1	16M, 16MC, 18, 18C	3 6
000051	... Nipple, grease, for brake shoe expander.....	1	All	5
000174	... Washer, plain, for brake shoe expander.....	1	All	1
000004	... Nut, for brake shoe expander.....	1	All	3

REAR BRAKE OPERATING PARTS.

015090	... Pedal, foot, for rear brake.....	1	16M, 16MS, 18, 18S	15 9
015175	... Pedal, foot, for rear brake.....	1	16MC, 18C	14 0
016725	... Pedal, foot, for rear brake.....	1	16MCS, 18CS	17 2
014514	... Bush, for rear brake foot pedal.....	1	16MS, 16MCS, 18S, 18CS	1 0
017176	... Bush, for rear brake foot pedal.....	1	16M, 16MC 18, 18C	10
000051	... Nipple, grease, for rear brake foot pedal.....	1	All	5
017175	... Spindle, rear brake foot pedal.....	1	16M, 16MC, 18, 18C	1 2
000009	... Washer, plain, rear brake pedal spindle.....	2	ditto	1
000194	... Washer, spring, rear brake pedal spindle.....	1	ditto	1
000002	... Nut, rear brake pedal spindle.....	1	ditto	4
014822	... Spring, return, rear brake foot pedal.....	1	16MS, 16MCS, 18S, 18CS	7
017177	... Spring, return, rear brake foot pedal.....	1	16M, 16MC, 18, 18C	10

NUMBER.	DESCRIPTION.	QTY.	USED ON.	PRICE EACH £ s. d.
REAR BRAKE OPERATING PARTS—continued.				
000344	Bolt, adjusting rear brake foot pedal, $\frac{3}{8}$ in. by $\frac{1}{4}$ in. by 26	1	16MS, 16MCS, 18S, 18CS	3
000345	Bolt, adjusting rear brake foot pedal, $1\frac{3}{16}$ in. by $\frac{1}{4}$ in. by 26	1	16M, 16MC, 18, 18C	4
000005	Nut, for rear brake, foot pedal adjusting bolt	1	All	3
014520	Rod, bare, rear brake	1	16M, 16MS, 18, 18S	1 9
017187	Rod, bare, rear brake	1	16MC, 18C	1 10
014224	Rod, bare, rear brake	1	16MCS, 18CS	1 9
000735	End, yoke, for front end of brake rod	1	All	4
000736	Pin, for brake rod yoke end	1	All	4
000014	Pin, split, for brake rod yoke end pin	1	All	1
017095	Spring, for brake rod	1	All	4
000178	Collar, for brake rod, spring	1	All	1
017227	Clip, adjusting, for rear end of brake rod	1	All	2 5
000736	Pin, for brake rod adjusting clip	1	All	4
000014	Pin, split, for brake rod adjusting clip pin	1	All	1
000615	Nut, adjusting, for rear brake rod	1	All	2 10

ELECTRICAL SECTION.

PART NUMBER.	DESCRIPTION.	QTY.	USED ON.	PRICE EACH £ s. d.
--------------	--------------	------	----------	-----------------------

MAGNETO.

018748	Magneto, type NI-4 (Lucas No. 42272A)	1	16M, 16MS, 18, 18S	7 0 0*
015487	Magneto, type NR-1 (Lucas No. 42179E)	1	16MC, 16MCS, 18C, 18CS	23 12 0*

For components and service for 015487 magneto apply to nearest LUCAS SERVICE STATION.

463066	Pick-up, with brush and spring	1	16M, 16MS, 18, 18S	4 6*
460061	Cover, contact breaker	1	ditto	1 6*
460051	Contact breaker, complete	1	ditto	13 9*
484098	Set of points, for contact breaker	1	ditto	2 6*
464092	Tappet, for contact breaker	1	ditto	1 9*
015488	Pipe, vent, rubber, for magneto	1	16MC, 16MCS, 18C, 18CS	6
015597	Pipe, vent, metal, for magneto	1	ditto	2 10

NUMBER.	DESCRIPTION.	QTY.	ON.	EACH £ s. d.
---------	--------------	------	-----	-----------------

MAGNETO FIXING PARTS.

010820	Platform, for magneto	1	All	7 5
000340	Bolt, fixing magneto, left, short, $\frac{1}{2}$ in. by $\frac{1}{4}$ in. by 20	4	All	4
000012	Washer, plain, magneto front fixing bolt	2	All	1
010824	Stud, fixing platform at rear, $6\frac{3}{8}$ ins. by $\frac{5}{8}$ in. by 26	1	All	8
010823	Stud, fixing platform at front, $6\frac{3}{8}$ ins. by $\frac{5}{8}$ in. by 26	1	All	10
010822	Spacer, $1\frac{7}{8}$ ins. long ($\frac{5}{8}$ in. internal), platform rear fixing stud	1	All	4
010821	Spacer, $1\frac{9}{8}$ ins. long ($\frac{3}{8}$ in. internal), platform front fixing stud	1	All	4
018605	Shield, for magneto	1	16M, 16MS, 18, 18S	2 6
018184	Shield, for magneto	1	16MC, 16MCS, 18C, 18CS	3 6
011094	Grummet (rubber), for magneto shield	2	All	4

DYNAMO.

016599	Dynamo, type E3N-L-O (Lucas No. 20028-A)	1	All	6 2 0*
200737	Set of brushes, for E3N Dynamo	1	All	3 6*

DYNAMO FIXING PARTS.

010962	Strip, dynamo, locating	1	All	1 2
000044	Screw, fixing locating strip to dynamo, $\frac{3}{8}$ in. by 1 BA	2	All	3
000025	Washer, plain, for locating strip screw	2	All	1
017197	Strap, clamping dynamo	1	All	2 5
010963	Pin, hinge, for dynamo clamping strap	1	All	6
017145	Sleeve, threaded, for eye of dynamo strap	1	All	7
018002	Bolt, tightening dynamo strap, $2\frac{1}{2}$ ins. by $\frac{5}{8}$ in. by 26	1	All	9
010926	Crossbar, square, for dynamo clamping strap	1	All	2 6

VOLTAGE REGULATOR.

015070	Regulator, complete unit, type MCR 2 (Lucas No. 37144-A)	1	All	2 0 0*
000342	Bolt, fixing regulator unit, $1\frac{1}{8}$ in. by $\frac{1}{2}$ in. by 26	2	All	3
011094	Grummet, or bush, rubber, for regulator fixing bolt	2	All	4
000012	Washer, plain, for regulator fixing bolt	4	All	1
018160	Nut, for regulator fixing bolt	2	All	1

PART NUMBER.	DESCRIPTION.	QTY.	USED ON.	PRICE EACH £ s. d.
--------------	--------------	------	----------	-----------------------

BATTERY.

011255	Battery, with lid, dry and uncharged. This is a battery that has NOT been filled with electrolyte (acid) and is, of course, not charged. It requires no special packing, and can safely be packed with other goods. (Lucas No. PUW-7E-4.) (We do not supply charged batteries—for such apply to nearest Lucas Service Station).....	1	All	2 2 6*
S-2171	Lid, only, with rubber pads, for battery.....	1	All	2 0*

HEAD LAMP.

018151	Lamp, head, type SSU-700-P-I, with bulbs, ammeter and switch (no cable harness) (Lucas No. 51103A).....	1	Touring	5 2 6*
553248	Rim, bare, for head lamp.....	1	ditto	12 6*
553925	Light unit (glass and reflector).....	1	ditto	14 6*
555005	Adaptor (bulb holder).....	1	ditto	8 0*
516386	Glass, for pilot light.....	1	ditto	1 6*
50791-A	Lamp, head, type MU42, with bulbs, ammeter, switch and socket (no cable harness).....	1	Competition	4 7 6*
550899	Rim, bare, for head lamp.....	1	ditto	13 0*
550875	Glass, only, for head lamp.....	1	ditto	3 6*
553147	Reflector, only, with bulb holders.....	1	ditto	18 6*
130251	Screw, fixing panel to head lamp.....	3	All	3*
185026	Washer, spring, for panel fixing screw.....	3	All	1*
516183	Fillet, rubber, for head lamp panel.....	1	All	9*
112201	Bolt, fixing head lamp to bracket.....	2	All	1 3*
137141	Washer, plain, for head lamp fixing bolts.....	2	All	4*
014340	Spacer, for head lamp bracket.....	2	Competition	2

See ELECTRICAL SUNDRIES for Ammeter, Switch, Cable Harness, and Bulbs.

REAR LAMP.

018023	Lamp, rear, with bulb (Lucas No. 53056-A).....	1	Competition	12 6*
526232	Body assembly, with red glass.....	1	ditto	5 6*
526239	Base, with bulb holder.....	1	ditto	8 6*
000738	Screw, securing lamp to number plate.....	3	ditto	3*
000739	Nut, for screw securing lamp to number plate.....	3	ditto	3*
018760	Lamp, rear, with bulb (Lucas type 525, No. 53269-A).....	1	Touring	1 5 0*
573819	Window cover, red, for rear lamp.....	1	ditto	7 0*
573814	Rubber gasket, for window cover.....	1	ditto	6*
572072	Screw, retaining lamp window cover.....	2	ditto	4*
166014	Nut, retaining body to rear number plate.....	2	ditto	1*
188330	Spring washer, for body to rear number plate.....	2	ditto	½*
860428	Rear lamp cables with contact disc, spring fits under contact disc and Paxolin washer fits under spring.....	1	ditto	3 0*
573825	Rubber cap, covering cable entry.....	1	ditto	6*

Stop light parts (optional extra)

018854	Complete kit of stop light parts.....	1	Rigid	10 0
018855	Complete kit of stop light parts.....	1	Springer	10 0
900269	Snap connector.....	1	All	2
018866	Cable (6ft.) lamp to switch and battery.....	1	All	1 6*
018720	Stop light switch.....	1	Touring	7 0*
018727	Pull off spring for switch.....	1	ditto	9*
018762	Bracket, for switch.....	1	Rigid frame	10
018763	Bracket, for switch.....	1	Spring frame	8
018764	Clip, for pull off spring.....	1	All	5
000738	Screw, securing switch and spring clip.....	3	ditto	3
000739	Nut, for securing switch and spring clip.....	3	ditto	3
000039	Washer, for spring clip screw.....	2	ditto	1
000073	Nut, for securing switch bracket.....	1	ditto	3
000010	Washer, for nut switch bracket.....	1	Spring frame	1
000414	Bolt, securing switch bracket.....	1	Rigid frame	6
011907	Rubber cable clip.....	4	ditto	2
011907	Rubber cable clip.....	3	Springer	2
011908	Rubber cable clip.....	2	ditto	2
014453	Metal cable clip.....	1	All	3
011382	Metal cable clip, to side of mudguard.....	3	Springer	2

PART NUMBER.	DESCRIPTION.	QTY.	USED ON.	PRICE EACH	
				£	s. d.

HORN.

015257	... Horn, electric, with bracket, type HF.1234 (Lucas No. 70039-A)	1	All	...	1	19 0*
011569	... Horn, bulb	1	Competition	...	10	3
015245	... Bracket, only, for electric horn (Lucas No. 701686)	1	All	...	3	9*
000402	... Bolt, securing electric horn, $\frac{3}{8}$ in. by $\frac{3}{8}$ in. by 26	1	All	...		6
015706	... Washer, rubber, for horn fixing bolt	2	All	...		2
015707	... Washer, plain, for horn fixing bolt, rubber washer	1	All	...		1
000193	... Washer, spring, for horn fixing bolt	1	All	...		1
000010	... Washer, plain, for horn fixing bolt	1	All	...		1
015705	... Nut, sleeve, for horn fixing bolt	1	All	...		9

ELECTRICAL SUNDRIES.

36084	... Ammeter, for head lamp panel	1	All	...	8	9*
351551	... Switch, main lighting, for head lamp panel	1	All	...	10	6*
351567	... Handle, with screw, for main lighting switch	1	All	...	3	0*
380521	... Switch, dipping, for handlebar	1	All	...	6	6*
016427	... Switch, horn, for handlebar (Lucas No. 76209)	1	All	...	3	9*
997831	... Cable harness, main lighting (no dip switch wire, no horn wire, no regulator wires)	1	Touring	...	15	0*
014964	... Cable harness, main, lighting and horn, with socket (Lucas No. 994521)	1	Competition	...	18	6*
858795	... Cable harness, triple, for dipping switch	1	All	...	4	0*
860595	... Cable harness, for regulator	1	All	...	4	0*
359218	... Cable, for horn	1	Touring	...	1	0*
016681	... Sheath, for horn cable	1	All	...		5
000543	... Cable, high tension, for sparking plug, price per foot	R	All	...		10
809793	... Plug, for head lamp	1	Competition	...	2	9*
809795	... Socket, for main harness	1	ditto	...	3	9*
000541	... Terminal, for high tension cable	1	All	...		3
000540	... Terminal, for earth cables	2	All	...		2
900269	... Connector, snap, for rear lamp cable	1	All	...		2*
900269	... Connector, snap, for regulator to ammeter cable	1	All	...		2*
571395	... Connector, screwed, for battery positive cable	1	All	...		9*
011094	... Bush, rubber, fits in rear mudguard, for rear lamp cable	1	Touring	...		4
312	... Bulb, head lamp, main, 6 volt, 30 by 24 watts	1	ditto	...	5	6*
	... Plus Purchase Tax					1 3*
988	... Bulb, head lamp, pilot, 6 volt, 3 watts	1	ditto	...	1	6*
	... Plus Purchase Tax					4*
352	... Bulb, rear lamp, 6 volt, 18 and 3 watt Double Contact	1	ditto	...	3	9*
	... Plus Purchase Tax					10*
168	... Bulb, head lamp, main, 6 volt, 24 by 24 watts	1	Competition	...	3	6
	... Plus Purchase Tax					9
200	... Bulb, rear lamp, 6 volt, 3 watts, S.B.C. Single Contact	1	ditto	...	1	4*
	... Plus Purchase Tax					4*
200	... Bulb, head lamp, pilot, 6 volt, 3 watts, S.B.C. Single Contact	1	ditto	...	1	4*
	... Plus Purchase Tax					4*
015538	... Plug, sparking, KLG, type FE-80	1	All	...	5	0*
015399	... Cover, waterproof, for sparking plug	1	Competition	...	1	6*

BEFORE ORDERING
PLEASE NOTE THE INFORMATION GIVEN ON PAGES
TWO AND THREE

ACCESSORY SECTION.

PART NUMBER.	DESCRIPTION.	QTY.	USED ON.	PRICE EACH £ s. d.
COMPLETE TOOL KITS.				
018775	... Tool kit, complete, with tyre inflator.....	1	16M, 16MS, 18, 18S	... 2 15 0
018776	... Tool kit, complete, less tyre inflator.....	1	ditto	2 7 6
018777	... Tool kit, complete, with tyre inflator.....	1	16MC, 16MCS, 18C, 18CS	... 2 14 5
018778	... Tool kit, complete, less tyre inflator.....	1	ditto	2 6 11
TOOLS.				
017253	... Bag, for tools.....	1	All	... 4 1
017256	... Screwdriver.....	1	All	... 2 9
017248	... Pliers, side cutting.....	1	All	... 3 10
011188	... Pliers, for gudgeon pin circlips.....	1	All	... 1 7
017246	... Gun, grease.....	1	All	... 6 1
017114	... Inflator, tyre.....	1	All	... 7 6
017007	... Lever, tyre.....	1	All	... 1 7
017052	... Spanner, double end, $\frac{3}{16}$ in. by $\frac{1}{2}$ in.....	2	All	... 2 5
017053	... Spanner, double end, $\frac{3}{16}$ in. by $\frac{3}{8}$ in.....	1	All	... 3 8
018178	... Spanner, double end, 1.010 in. by 1.2 in.....	1	All	... 1 6
017257	... Spanner, double end, $\frac{3}{16}$ in. by .375 in.....	1	All	... 1 4
017252	... Spanner, box, with tommy, for sparking plug.....	1	All	... 1 7
017254	... Spanner, single end, dynamo chain and clutch adjustment	1	All	... 10
017249	... Wrench, adjustable.....	1	All	... 9 0
017251	... Spanner, double end, with gauge, for contacts (Lucas No. 460076).....	1	16M, 16MS, 18, 18S	... 7*
015023	... Spanner, double end, with gauge, for contacts (Lucas No. 415116).....	1	16MC, 16MCS, 18C, 18CS	... 7*
018153	... Spanner, for petrol taps.....	1	All	... 7
018055	... Key, for handlebar clip screw.....	1	16M, 16MS, 18, 18MS	... 7
018667	... Key, for fork crown pinch screw.....	1	All	... 1 6
000174	... Brake thrust pin packing washer.....	8	All	... 1
SPECIAL TOOLS.				
017482	... Holder, valve, for valve grinding.....	1	All	... 1 7
018276	... Compressor, for valve spring removal.....	1	All	... 3 6
015955	... Disc, timing (see Instruction Book).....	1	All	... 3 6
The above tools are NOT INCLUDED in the equipment of a new motor cycle or a "complete" tool kit.				
VARIOUS EQUIPMENT.				
018691	... Bar, locking, for fork crown.....	1	All	... 1 3
016344	... Set of Pannier bags, with frames and fixing bolts, washers and nuts.....	1	16MS, 18S	... 6 6 0*
	Plus Purchase Tax.....	—	—	2 9 4*
016866	... Set of Pannier bags, with frames and fixing bolts, washers and nuts.....	1	16M, 18	... 6 6 0*
	Plus Purchase Tax.....	—	—	2 9 4*
011957	... "TEKALL" Rust preventative $\frac{1}{2}$ pint.....	R	All	... 2 0*
011958	... "TEKALL" Rust preventative 1 pint.....	R	All	... 3 0*
CM-22	... Instruction Manual.....	R	All	... 2 6*
B-A-H	... Badge, monogram, A.J.S, for button hole.....	R	All	... 1 6*
B-A-T	... Badge, monogram, A.J.S, for tie.....	R	All	... 1 6*
B-A-M	... Badge, monogram, A.J.S, for brooch fixing.....	R	All	... 1 6*

PART NUMBER.	DESCRIPTION.	QTY.	USED ON.	PRICE EACH £ s. d.
--------------	--------------	------	----------	-----------------------

SPEEDOMETERS.

016119 ...	Speedometer, trip, 80 M.P.H. complete	1	16M, 16MC ...	5 0 0*
016120 ...	Speedometer, trip, 80 M.P.H. complete	1	16MS, 16MCS...	5 0 0*
016121 ...	Speedometer, trip, 120 M.P.H. complete	1	18, 18C ...	5 0 0*
015561 ...	Speedometer, trip, 120 M.P.H. complete	1	18S, 18CS ...	5 0 0*
016122 ...	Speedometer, trip, 140 K.P.H. complete	1	16M, 16MC ...	5 0 0*
016123 ...	Speedometer, trip, 140 K.P.H. complete	1	16MS, 16MCS...	5 0 0*
016124 ...	Speedometer, trip, 180 K.P.H. complete	1	18, 18C ...	5 0 0*
015562 ...	Speedometer, trip, 180 K.P.H. complete	1	18S, 18CS ...	5 0 0*
S-433-1-L	Head, only, speedometer, trip, 80 M.P.H.....	1	16M, 16MC, 16MS, 16MCS...	3 10 0*
S-480-3-L	Head, only, speedometer, trip, 120 M.P.H.....	1	18, 18C, 18S, 18CS ...	3 10 0*
S-433-5-L	Head, only, speedometer, trip, 140 K.P.H.....	1	16M, 16MC, 16MS, 16MCS...	3 10 0*
S-480-7-L	Head, only, speedometer, trip, 180 K.P.H.....	1	18, 18C, 18S, 18CS ...	3 10 0*
53279-1 ...	Set of bulb holding parts for head	1	All ...	5 0*
53205 ...	Bulb, 6 volts, 1.8 watts, M.B.C. for head.....	1	All ...	1 6*
	Plus Purchase Tax.....			4*
N-1253 ...	Nut, fixing speedometer head to bracket.....	2	All ...	2*
000012 ...	Washer, plain, spacing, for head	2	All ...	1*
W-7216 ...	Washer, spring, speedometer bracket nut.....	2	All ...	1*
53395-1-65	Cable, speedometer drive, complete.....	1	16MS, 16MCS, 18S, 18CS ...	1 2 6*
53395-1-54	Cable, speedometer drive, complete.....	1	16M, 16MC, 18, 18C ...	1 2 6*
52108-1-65	Cable, speedometer drive, inner only.....	1	16MS, 16MCS, 18S, 18CS ...	11 3*
52108-1-54	Cable, speedometer drive, inner only.....	1	16M, 16MC, 18, 18C ...	11 3*
53398-1-65	Cable, speedometer drive, outer only.....	1	16MS, 16MCS, 18S, 18CS ...	11 3*
53398-1-54	Cable, speedometer drive, outer only.....	1	16M, 16MC, 18, 18C ...	11 3*
011392 ...	Clip, for speedometer drive, cable	1	All ...	3
000450 ...	Screw, fixing speedometer cable clip, $\frac{3}{8}$ in. by 2.BA....	1	All ...	1
000190 ...	Washer, spring, for cable clip-screw.....	1	All ...	1
52283-5 ...	Gearbox, speedometer, complete.....	1	All ...	2 2 6*
016945 ...	Bracket, for speedometer head.....	1	Touring ...	7
010696 ...	Bracket, for speedometer head.....	1	Competition ...	10
000362 ...	Bolt, fixing speedometer bracket to forks, $\frac{5}{8}$ in. by $\frac{1}{8}$ in. by 26	1	Touring ...	3
000341 ...	Bolt fixing speedometer bracket to forks, $\frac{5}{8}$ in. by $\frac{1}{4}$ in. by 20.....	2	Competition ...	4
000011 ...	Washer, plain, speedometer bracket bolt.....	1	All Touring ...	1
000012 ...	Washer, plain, speedometer bracket bolt.....	2	Competition ...	1
000192 ...	Washer, spring, speedometer bracket bolt.....	1	All Touring ...	1

CABLE CLIPS.

011907 ...	Clip, rubber, $1\frac{1}{8}$ inch	4	All ...	2
011908 ...	Clip, rubber, $3\frac{1}{2}$ inch	3	All ...	2
018220 ...	Clip, rubber, $4\frac{3}{4}$ inch	5	All ...	3
014453 ...	Clip, metal, holding rear lamp wire inside mudguard ...	1	All ...	3
011382 ...	Clip, metal, holding rear lamp wire to mudguard edge	3	All Spring Frame Touring	2

NUMBER.	DESCRIPTION.	QTY.	ON.	EACH £ s. d.
---------	--------------	------	-----	-----------------

GASKETS.

Gaskets are supplied as separate spares and in complete sets. Single gaskets are listed in the groups to which they belong. Complete sets are listed below.

018355	... Decarbonising gasket set.....	1	16M, 16MS ...	5 0
018355	... Decarbonising gasket set.....	1	18, 18S ...	5 0
018357	... Decarbonising gasket set.....	1	16MC, 16MCS, 18C, 18CS ...	3 9
018858	... Complete gasket set.....	1	16M, 16MS ...	7 0
018858	... Complete gasket set.....	1	18, 18S ...	7 0
018859	... Complete gasket set.....	1	16MC, 16MCS, 18C, 18CS ...	5 9

Each "Decarbonising gasket set" contains :—

- 1 Cylinder base washer.
- 1 Compression plate washer (competition sets only).
- 1 Cylinder head gasket (not in competition sets).
- 2 Cover tube bottom glands.
- 2 Cover tube top gaskets.
- 1 Rocker box side cover rubber fillet.
- 1 Rocker box gasket.
- 3 Rocker box cover fibre washers.
- 1 Carburetter gasket.
- 1 Carburetter packing piece gasket.

Each "Complete gasket set" contains the above items and :—

- 1 Timing gear cover washer.
- 2 Petrol tap fibre washers.
- 1 Oil tank drain plug fibre washer.
- 1 Oil tank filter compartment cap washer.
- 1 Chaincase inspection cap washer.
- 1 Clutch cap washer.
- 2 Fork oil drain screw fibre washers.
- 2 Pump cap paper washers.

SERVICE

The **Service and Repair Department** is situated in **Burrage Grove, Plumstead, London, S.E.18.** **Burrage Grove** is the first turning on the left from Burrage Road when entering Burrage Road from the Plumstead Road. (See final paragraph below.)

The nearest Railway Station is **WOOLWICH ARSENAL, SOUTHERN REGION RAILWAY.** This Station is five minutes' walk from our Service Depot in Burrage Grove. There is an excellent service of electric trains from Charing Cross, Waterloo, Cannon Street and London Bridge Stations, Southern Region Railway.

Bus routes 53, 54, 163, 99, 122, 122a, 177 and Trolleybus routes, 696 and 698, pass the end of Burrage Road (one minute from the Service Depot).

Bus routes 21a, 75 and 161 serve **Beresford Square** which is three minutes' walk from the **Service and Repair Department.**

Visitors from the North can pass into Woolwich via the Free Ferry between North Woolwich and Woolwich. North Woolwich is a British Railways terminus and is also served by Bus and Trolleybus routes 101, 569, 669 and 685. There is also a tunnel under the River Thames at this point for foot passengers. The Free Ferry accommodates all types of motor vehicles and there is a very frequent service. The Southern landing stage is less than a mile from the Service Depot.

Visitors arriving by road, if they are strangers to the locality, should enquire for **Beresford Square, Woolwich.** Upon arrival there, the road skirting the Royal Arsenal should be followed in an Easterly direction for about four hundred yards, and Burrage Road is the second turning on the right after leaving the square. Burrage Grove is then the first turning on the left.

INDEX

BADGES	Page	ENGINE	Page
Button hole	59	Axles	7
Coat	59	Bearings	8
Tie	59	Big-end	7
BRAKES		Bolts	8
Cables	45	Bush (gudgeon)... ..	7
Front	53	Connecting Rod	7
Levers	44	Cover Tubes	10
Rear	54	Crankcases	7 to 8
Rods	54	Crankpin	7
CABLES		Cylinder	5
Clips	60	Cylinder Heads... ..	5
Control	45	Flywheels	7
Electric	58	Gaskets	61
Speedometer	60	Heads (cylinder)	5
CARBURETTORS		Oil Pump	10
Air cleaners	16	Push Rods	10
Complete	15	Re-boring	6
Float chambers	15	Release Valve	10
Jets	16	Rings (piston)	6
Mixing bodies	16	Rocker Box	11
Valves	16	Rocker Box Stay	11
CARRIAGE Charges	2	Rocker Box Stay	11
CARRIERS		Rockets	11
Battery	39	Small End Bush	7
Luggage	34	Tappets	10
Pannier Bags	59	Timing Gear	10
Pannier Frames	59	Valve Lifter	11
CHAINS		Valves	5
Complete	19	FORKS	
Links	19	Front	29
CORRESPONDENCE		Front Assemblies	29
Instructions	3	Rear	27
DAMPERS		FOOTRESTS	
Rear Leg	28	Pillion	41
Steering	32	Riders	40
ELECTRICAL		FRAME	
Battery	57	Bolts	27
Battery carrier	39	Engine Plates	27
Bulbs	58	Front Fork	29
Cable clips	60	Front Frame	25
Dynamos	56	Rear Fork	27
Dynamo Fixing Parts	56	Rear Frame	25
Horns	58	Rear Leg	28
Lamps, Head	57	GASKETS Sets of	61
Lamps, Rear	57		
Magneto	55		
Magneto Fixing Parts	56		
Sparking plugs	58		
Sundries	58		
Switches	58		
Voltage Regulator	56		

INDEX

GEARBOX		Page	REPAIRS		Page		
Bearings	21	Conditions	3	Proprietary Parts	3		
Clutch	23	RUST PREVENTATIVE					
Clutch Operating Parts	24	Tekall	59	SEATS			
Complete Boxes	17	Pillion	41	Riders	40		
Fixing Parts	19	SERVICE					
Gear Operating Parts	23	Details	2	Location	61		
Gears	21	SILENCERS					
Kick-starter	24	Boxes and Extensions	13	SPARES How to Order			
Shafts	21	SPEEDOMETERS					
Shells	19	Complete	60	Components	60		
Small Sprockets	21	SPROCKETS					
GUARANTEE Terms of		3	Clutch	23	Dynamo	17	
GUARDS			Engine	17	Gear Box	21	
Chaincase, Front	37	Mudguard, Rear, Competition	35	Magneto	17	Rear Wheel	54
Chainguard, Rear	39	Mudguard, Rear, Touring	34	STANDS			
Mudguard, Front	33	HANDLEBAR					
Mudguard, Rear, Competition	35	Bar only	31	Control Levers	42 to 45	Grips	42
Mudguard, Rear, Touring	34	IDENTIFICATION					
HANDLEBAR			Machine Numbers	2	INSTRUCTION BOOK		
Bar only	31	INSTRUCTION BOOK					
Control Levers	42 to 45	Details of	3	LEG Rear			
Grips	42	LEG Rear					
IDENTIFICATION			28	LEVERS (Control)			
Machine Numbers	2	Air	44 to 45	Brake	44	Clutch	44
INSTRUCTION BOOK				Exhaust	45	Ignition	44 to 45
Details of	3	MUDGUARDS See Guards					
LEG Rear			28	PACKING Cost of			
LEVERS (Control)				PATTERNS Identification			
Air	44 to 45	PIPES					
Brake	44	Exhaust	13	Oil	49	Petrol	49
Clutch	44	Oil	49	Petrol	49	Vent	49
Exhaust	45	PLATES					
Ignition	44 to 45	Engine	27	Number, Front	37	Number, Rear	37
Twist Grip	42	REPAIRS					
MUDGUARDS See Guards				Conditions	3	Proprietary Parts	3
PACKING Cost of				RUST PREVENTATIVE			
PATTERNS Identification				Tekall	59	SEATS	
PIPES				Pillion	41	Riders	40
Exhaust	13	SERVICE					
Oil	49	Details	2	Location	61	SILENCERS	
Petrol	49	SILENCERS					
Vent	49	Boxes and Extensions	13	SPARES How to Order			
PLATES				SPEEDOMETERS			
Engine	27	SPEEDOMETERS					
Number, Front	37	Complete	60	Components	60	SPROCKETS	
Number, Rear	37	SPROCKETS					
REPAIRS				Clutch	23	Dynamo	17
Conditions	3	TANKS					
Proprietary Parts	3	Oil	48	Petrol	48	TERMS OF BUSINESS	
RUST PREVENTATIVE				TERMS OF BUSINESS			
Tekall	59	TERMS OF BUSINESS					
SEATS				Details	2	TOOLS	
Pillion	41	TOOLS					
Riders	40	Boxes	41	Complete Kits	59	Separate Tools	59
SERVICE				Separate Tools	59	Special Tools	59
Details	2	TRANSFERS					
Location	61	Complete Sets	42	Separate Items	42	WHEELS	
SILENCERS				WHEELS			
Boxes and Extensions	13	Bearings, Front	51	Bearings, Rear	53	Wheels, Front	50
SPARES How to Order				Wheels, Front	50	Wheels, Rear	51
SPEEDOMETERS				WHEELS			
Complete	60	WHEELS					
Components	60	Bearings, Front	51	Bearings, Rear	53	Wheels, Front	50
SPROCKETS				Wheels, Front	50	Wheels, Rear	51
Clutch	23	WHEELS					
Dynamo	17	Bearings, Front	51	Bearings, Rear	53	Wheels, Front	50
Engine	17	Wheels, Front	50	Wheels, Rear	51	WHEELS	
Gear Box	21	WHEELS					
Magneto	17	Bearings, Front	51	Bearings, Rear	53	Wheels, Front	50
Rear Wheel	54	Wheels, Front	50	Wheels, Rear	51	WHEELS	
STANDS				WHEELS			
Centre	32	WHEELS					
Front	32	Bearings, Front	51	Bearings, Rear	53	Wheels, Front	50
Prop	33	Wheels, Front	50	Wheels, Rear	51	WHEELS	
Rear	33	WHEELS					
TANKS				WHEELS			
Oil	48	WHEELS					
Petrol	48	Bearings, Front	51	Bearings, Rear	53	Wheels, Front	50
TERMS OF BUSINESS				Wheels, Front	50	Wheels, Rear	51
TERMS OF BUSINESS				WHEELS			
Details	2	WHEELS					
TOOLS				WHEELS			
Boxes	41	WHEELS					
Complete Kits	59	WHEELS					
Separate Tools	59	WHEELS					
Special Tools	59	WHEELS					
TRANSFERS				WHEELS			
Complete Sets	42	WHEELS					
Separate Items	42	WHEELS					
WHEELS				WHEELS			
Bearings, Front	51	WHEELS					
Bearings, Rear	53	WHEELS					
Wheels, Front	50	WHEELS					
Wheels, Rear	51	WHEELS					

ILLUSTRATIONS

	Page
CARBURETTER	14
CLUTCH AND KICK-STARTER	22
CONTROL LEVERS	43
CRANKCASE AND TIMING GEAR	9
CYLINDERS, HEADS, PISTONS AND VALVES	4
FRAME AND TELEDRALIC REAR LEG	26
FRONT TELEDRALIC FORKS AND STEERING DAMPER	30
GEAR BOX SHELLS	18
GEAR BOX, GEARS AND SHAFTS	20
ROCKER BOX AND ROCKERS AND EXHAUST PIPE	12
STANDS, GUARDS, CHAINCASES AND TOOL BOXES	36 and 38
TANKS AND PIPES	47
WHEELS AND BRAKES... ..	52

ALWAYS QUOTE THE COMPLETE ENGINE NUMBER

(Including all the Letters in it)

THIS ENABLES US TO IDENTIFY THE MACHINE

EACH SERIES OF FRAMES IS NUMBERED FROM ZERO UPWARDS. THEREFORE THE QUOTATION OF A FRAME NUMBER ONLY DOES NOT PERMIT A MACHINE TO BE IDENTIFIED.