

ALL PRICES, EXCEPT THOSE
MARKED *, ARE SUBJECT TO
20% INCREASE.

SPARES LIST

for
1953
500 c.c. O·H·V
A·J·S
"SPRINGTWIN"
VERTICAL TWIN
(MODEL 20)

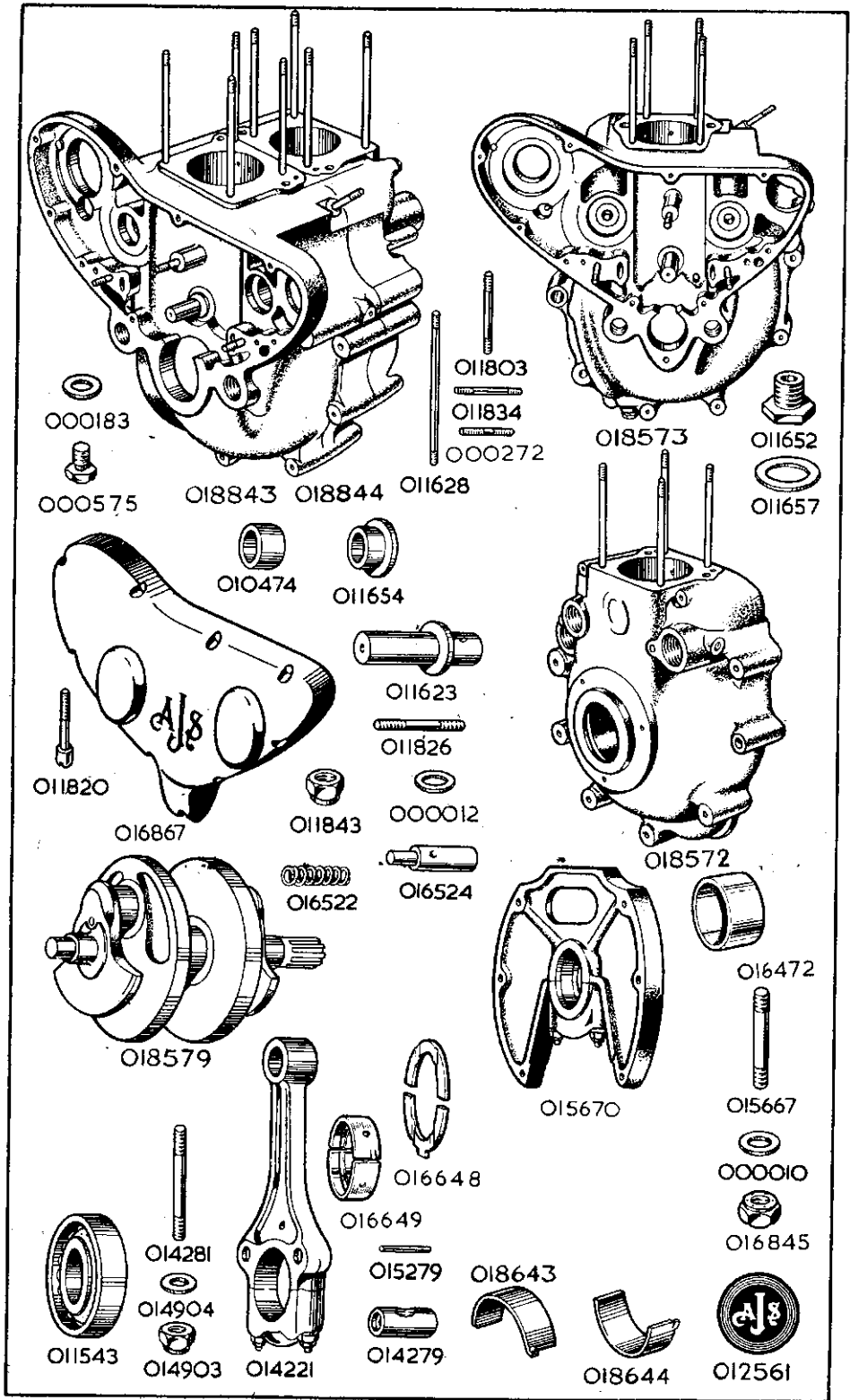


A·J·S
MOTOR CYCLES
PROPRIETORS: ASSOCIATED MOTOR CYCLES LIMITED
PLUMSTEAD - LONDON - S.E.18

*

Price:
TWO SHILLINGS and SIXPENCE

EDITION CL-38



CRANKCASE

018844	... Crankcase, complete (1)	1	...	18	3	5
018572	... Crankcase, driving side only (2)	1	...	5	3	6
018573	... Crankcase, timing side only (3)	1	...	8	14	0
015670	... Web, centre, with cap, studs, washers and nuts (no bearing and thrust washers).....	1	...	1	14	6
016867	... Cover, for timing gear	1	...	1	15	10
012561	... Badge, monogram, for driving side crankcase	1	...		4	3
011826	... Stud, fixing centre web, $1\frac{1}{8}$ in. by $\frac{1}{2}$ in. by 26 and 20.....	6	...			3
000012	... Washer, plain, for centre web top fixing studs.....	2	...			1
000012	... Washer, plain, for centre web centre fixing studs	2	...			1
000012	... Washer, plain, for centre web bottom fixing studs	2	...			1
011843	... Nut, for centre web fixing studs	6	...			5
015667	... Stud, for centre web bearing cap, $2\frac{1}{8}$ ins. by $\frac{3}{8}$ in. by 20 and 20	2	...			11
000010	... Washer, plain, for centre web bearing cap stud	2	...			1
016845	... Nut, for centre web bearing cap stud.....	2	...			3
011628	... Stud, in driving side crankcase, for cylinder and head, $5\frac{7}{8}$ ins. by $\frac{5}{8}$ in. by 26 and 22.....	4	...		2	9
011628	... Stud, in timing side crankcase, for cylinder and head, $5\frac{7}{8}$ ins. by $\frac{5}{8}$ in. by 26 and 22.....	4	...		2	9
011834	... Stud, in timing side crankcase, for pump carrying plate, $1\frac{1}{8}$ in. by $\frac{3}{8}$ in. by 26 and 22.....	3	...			3
000272	... Stud, in timing side crankcase, for fixing magneto, $1\frac{1}{2}$ in. by $\frac{1}{8}$ in. by 26 and 22.....	2	...			4
011803	... Stud, in timing side crankcase, for dynamo strap, $1\frac{1}{8}$ in. by $\frac{1}{2}$ in. by 26 and 20.....	1	...			3
011623	... Shaft, in timing side crankcase, for intermediate gear	1	...		5	9
000575	... Plug, drain, for timing side crankcase	1	...			6
000183	... Washer, fibre, for crankcase drain plug	1	...			3
011820	... Screw, retaining timing gear cover	10	...			6
011652	... Adaptor, to accommodate oil feed and return pipe retaining banjo pins. (Screws into timing side crankcase)	2	...		1	10
011657	... Washer, fibre, for banjo pin adaptors.....	2	...			1
010474	... Bush, plain, for camshafts. (In driving side crankcase)	2	...		2	3
011654	... Bush, flanged, for camshafts. (In timing side crankcase)	4	...		3	3
016472	... Tunnel, for camshaft chamber (fits between crankcase halves)	2	...			8
011648	... Cap, in crankcase housing for inlet camshaft.....	1	...		2	2
011642	... Washer, fibre, for crankcase housing cap.....	1	...			2

1.—Includes:—Driving crankcase. Timing crankcase, centre web with studs (no bearing and washers). Bushes for camshafts. Cylinder studs. Shaft for intermediate gear. Cam follower spindles. Studs for pump plate. Two magneto studs. Dynamo strap stud. Timing gear cover and screws. Monogram badge. Three bolts. One stud. Two nuts. Five washers.

2.—Includes:—Two camshaft bushes. Four cylinder studs. Cam follower spindles. Six studs for centre web. (No badge.)

3.—Includes:—Four camshaft bushes. Four cylinder studs. Shaft for intermediate gear. Three studs for pump plate. Two studs for magneto. One stud for dynamo strap. (No timing gear cover and screws.)

WHEN IN DOUBT REGARDING THE NAMES AND PART
NUMBERS OF THE PARTS YOU REQUIRE, PLEASE SEND
THE OLD PARTS TO SERVE AS PATTERNS.

PART NUMBER	DESCRIPTION	QTY. OFF	EACH £ s. d.
CRANKSHAFT, CONNECTING RODS AND BEARINGS			
018579	... Crankshaft, plugged, but bare	1	9 8 6
016649	... Bearing, plain, for centre bearing (in halves)per pair	1	5 8
016648	... Washer, thrust, for centre bearing.	2	10
011543	... Bearing, roller, for crankshaft. (Parts of this bearing not sold separately), $1\frac{3}{8}$ in. internal, 3 ins. external, $\frac{1}{16}$ in. wide. Manufacturers part number RLS-12 $\frac{1}{2}$.	2	1 4 6
014221	... Rod, connecting, assembly. (No big end bearing)	2	3 1 0
014281	... Stud, for connecting rod, $2\frac{3}{32}$ ins. by $\frac{5}{16}$ in. by 26	4	9
014279	... Trunnion, for connecting rod	4	2 6
015279	... Rivet, locating connecting rod stud	4	2
014904	... Washer, plain, for connecting rod stud	4	1
014903	... Nut, for connecting rod stud	4	6
018643	... Bearing, plain, for connecting rod. (Big-end) top half.	2	2 3
018644	... Bearing, plain, for connecting rod. (Big-end) bottom half.	2	5 9

The following undersize bearings (in pairs) can be supplied. It is necessary to have the journals ground to suit.

016670	... Bearing, plain, for centre bearing, .010 in. Undersize (2 halves).....	1	5 8
018671	... Bearing, plain, for connecting rod, .010 in. Undersize top half.....	2	3 4
018564	... Bearing, plain, for connecting rod, .010 in. Undersize bottom half	2	8 7

CYLINDERS, PISTONS, HEADS AND VALVES

011713	... Cylinder	2	2 10 0
011716	... Washer, paper, for cylinder base	2	1
015518	... Piston, bare, normal size	2	17 6
015803	... Piston, bare, .020 in. oversize	2	17 6
018024	... Piston, bare, .040 in. oversize	2	17 6
015804	... Piston, complete, normal size	2	1 8 9
015805	... Piston, complete, .020 in. oversize	2	1 8 9
018025	... Piston, complete, .040 in. oversize	2	1 8 9

The above complete pistons include:—

Piston, two compression rings (1 chrome plated), one scraper ring.
Gudgeon pin, two circlips for gudgeon pin.

018297	... Ring, compression, chrome plated, normal size.....	2	3 9
018298	... Ring, compression, chrome plated, .020 in. oversize.....	2	3 9
018299	... Ring, compression, chrome plated, .040 in. oversize.....	2	3 9
010631	... Ring, compression, normal size	2	1 3
015522	... Ring, compression, .020 in. oversize	2	1 3
016441	... Ring, compression, .040 in. oversize	2	1 3
010632	... Ring, scraper, normal size	2	1 7
015523	... Ring, scraper, .020 in. oversize.....	2	1 7
016442	... Ring, scraper, .040 in. oversize.....	2	1 7
011731	... Pin, gudgeon.....	2	4 2
014283	... Circlip, for gudgeon pin.....	4	3
018739	... Head, for cylinder, bare, left (before Engine No. 15000)	1	5 8 0
018741	... Head, for cylinder, bare, right (before Engine No. 15000).....	1	5 8 0
018757	... Head, for cylinder, with valve guides, guide circlips and manifold studs, left (before Engine No. 15000).....	1	5 13 8
018758	... Head, for cylinder, with valve guides, guide circlips and manifold studs, right (before Engine No. 15000).....	1	5 13 8
018738	... Head, for cylinder, bare, left (after Engine No. 15000).....	1	4 12 6
018740	... Head, for cylinder, bare, right (after Engine No. 15000).....	1	4 12 6
018755	... Head, for cylinder, with valve guides, guide circlips and manifold studs, left (after Engine No. 15000).....	1	4 18 2
018756	... Head, for cylinder, with valve guides, guide circlips and manifold studs, right (after Engine No. 15000).....	1	4 18 2

BY USING GENUINE SPARES YOU ARE ASSURED THEY WILL FIT ACCURATELY AND GIVE SATISFACTORY SERVICE

PART NUMBER	DESCRIPTION	QTY. OFF	EACH	
			£	s. d.

CYLINDERS, PISTONS, HEADS AND VALVES—continued.

011715	... Gasket, for cylinder head	2	3	6
014163	... Valve, inlet	2	7	6
014165	... Valve, exhaust	2	13	1
011770	... Spring, inner, for valve	4		8
011769	... Spring, outer for valve	4	1	3
014169	... Seat, for valve springs	4		8
014168	... Collar, for valve springs	4	1	9
014167	... Collet, for valve stems (in pairs)	4		11
014170	... Guide, for inlet valves	2	2	6
014171	... Guide, for exhaust valves	2	2	6
011111	... Circlip, locating valve guides	4		1
000004	... Nut, retaining cylinders and heads	8		3
011634	... Spacer, $\frac{3}{16}$ in. long for head retaining nuts	8		3
000011	... Washer, plain, for head retaining nuts	8		1
010625	... Stud, retaining inlet manifold, $1\frac{1}{8}$ in. by $\frac{1}{4}$ in. by 26 and 20	4		3
014352	... Bush, for rocker spindle	4		9

RE-BORING

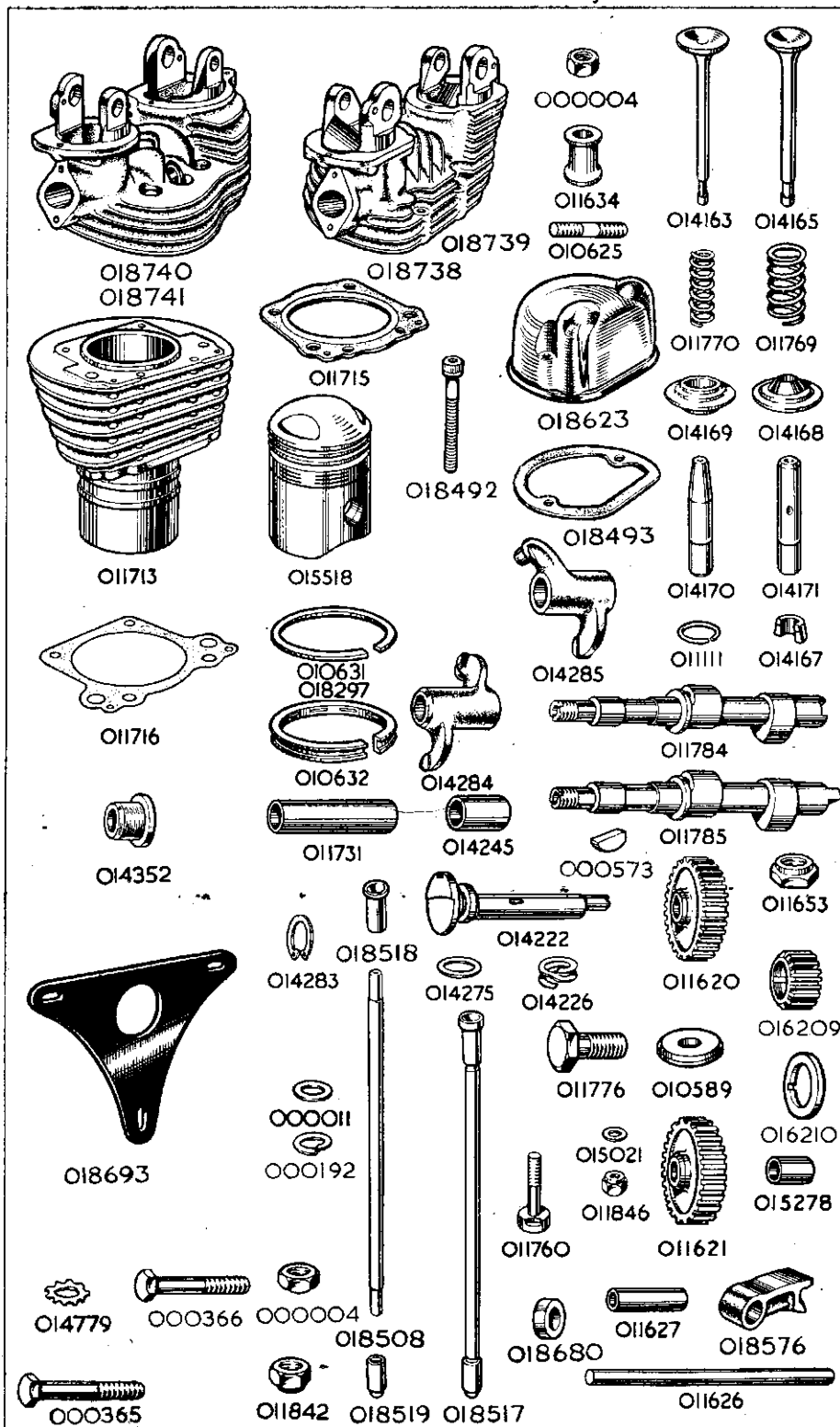
Cylinders may be re-bored to .020 in. or .040 in. oversize and pistons (with rings) supplied to suit. The charge is £4 19s. 9d.* for the pair, with an additional 11s. 2d.* if new gudgeon pins and circlips are also supplied. Cylinders sent for re-boring should be packed in stout cases which will be used by us for their return. Carriage is additional. If a complete machine, or engine, is sent to us for cylinder re-boring, there will be an additional charge, according to the time taken, for dismantling and assembly.

TIMING GEAR

011784	... Camshaft, inlet	1	1	11	0
011785	... Camshaft, exhaust	1	1	11	0
011620	... Gear, on camshaft, 60 teeth	2	17	6	
000573	... Key, locating camshaft gears	2		4	
011653	... Nut, retaining camshaft gears	2		9	
016209	... Pinion, on crankshaft, 30 teeth	1	8	9	
016210	... Spacer, $\frac{1}{8}$ in. long, for crankshaft pinion	1		11	
000573	... Key, locating crankshaft pinion	1		4	
011776	... Bolt, retaining crankshaft pinion, threaded $\frac{1}{2}$ in. by 20	1		9	
010589	... Washer, plain, for crankshaft pinion bolt	1		5	
011621	... Gear, intermediate, with bush, 60 teeth	1	18	6	
015278	... Bush, for intermediate gear	1		10	
018576	... Follower, for camshaft	4	12	9	
011626	... Spindle, for camshaft followers	2	2	6	
011627	... Spacer, $1\frac{1}{2}$ in. long between camshaft followers	2		8	
018680	... Spacer, washer	4		5	

ROCKERS AND PUSH RODS

014284	... Rocker, with bushes (left inlet and right exhaust)	2	1	2	9
014285	... Rocker with bushes (right inlet and left exhaust)	2	1	2	9
014222	... Spindle for rockers	4	11	3	
014226	... Washer, spring, double coil, for rocker spindle	4		1	
014275	... Washer, plain, for either side of rocker spindle spring washer	8		2	
014275	... Washer, plain, for clamping end of rocker spindle	4		2	
011760	... Bolt, clamping rocker spindle. (Thread No. 2 B.A.)	4	1	2	
015021	... Washer, plain, for rocker spindle clamping bolt	4		1	
011846	... Nut, for rocker spindle clamping bolt	4		3	
014245	... Bush, for rockers. (Two in each rocker)	8		7	
018623	... Cover, for rockers	4	9	10	
018493	... Gasket, for rocker covers	4		4	
018492	... Screw, retaining rocker covers	8		11	
018517	... Rod, push, assembled with ends	4	6	0	
018508	... Rod, push, bare	4	1	8	
018518	... End, upper, for push rod	4	2	6	
018519	... End, lower, for push rod	4	2	0	



PART NUMBER	DESCRIPTION	QTY. OFF	EACH		
			£	s.	d.

ENGINE STEADY STAY

018693	... Plate, engine steady.....	1	...	10	
000365	... Bolt, securing rear of steady stay, 1 $\frac{1}{16}$ in. by $\frac{5}{16}$ in. by 26.....	2	...	6	
014779	... Washer, lock, for steady stay frame front bolt.....	1	...	1	
011842	... Nut, for steady stay rear bolt.....	2	...	4	
000366	... Bolt, securing steady stay to frame, 1 $\frac{1}{2}$ in. by $\frac{5}{16}$ in. by 26.....	1	...	6	
000004	... Nut, for steady stay to frame securing bolt.....	1	...	3	
000011	... Washer, plain, under heads of rear bolts.....	2	...	1	
000192	... Washer, spring, for rear bolts.....	3	...	1	

OIL PUMPS

018037	... Oil pumps, complete, assembled on carrying plate (4).....	1	...	5	13	4
015017	... Plate, carrying, oil pumps, bare (5).....	1	...	13	6	
011842	... Nut, securing pump carrying plate to timing side crankcase.....	3	...	7		
000011	... Washer, plain, for pump carrying plate fixing nuts.....	3	...	1		
000021	... Ball, $\frac{3}{8}$ in. steel, for return pump bleed valve.....	1	...	1		
000701	... Spring, for return pump bleed valve ball.....	1	...	3		
015001	... Screw, securing return pump bleed valve spring. (Grub screw $\frac{1}{4}$ in. long by $\frac{7}{16}$ in. by 22).....	1	...	2		
016137	... Gasket, oval, behind pump carrying plate.....	2	...	1		
016138	... Gasket, round, behind pump carrying plate.....	1	...	1		
015568	... Body, oil feed pump, for $\frac{1}{4}$ in. gears with $\frac{7}{8}$ in. shaft.....	1	...	9	9	
015599	... Pin, dowel, for oil feed pump.....	2	...	1		
015576	... Plate, front end, for oil pump feed body.....	1	...	11	5	
015573	... Plate, back end, for oil pump feed body.....	1	...	12	9	
011617	... Washer, paper, between oil feed pump and carrying plate.....	1	...	1		
000453	... Screw, retaining oil feed pump to carrying plate. 1 in. by 2 B.A.....	3	...	3		
015579	... Gear, driving, for oil feed pump, $\frac{1}{4}$ in. wide. $\frac{7}{8}$ in. shaft.....	1	...	9	9	
015580	... Gear, driven, for oil feed pump, $\frac{1}{4}$ in. wide. $\frac{7}{8}$ in. shaft.....	1	...	8	3	
015567	... Body, oil return pump, for $\frac{3}{8}$ in. gears with $\frac{7}{8}$ in. shaft.....	1	...	12	9	
015599	... Pin, dowel, for oil return pump.....	2	...	1		
015576	... Plate, front end, for oil pump return body.....	1	...	11	5	
015573	... Plate, back end, for oil pump return body.....	1	...	12	9	
011617	... Washer, paper, between oil return pump and carrying plate.....	1	...	1		
000453	... Screw, retaining oil return pump to carrying plate. 1 in. by 2 B.A.....	3	...	3		
015577	... Gear, driving, for oil return pump, $\frac{3}{8}$ in. wide. $\frac{7}{8}$ in. shaft.....	1	...	10	0	
015578	... Gear, driven, for oil return pump, $\frac{3}{8}$ in. wide. $\frac{7}{8}$ in. shaft.....	1	...	8	9	

NOTE 4.—Includes all the items listed above except the three 011842 and 000011 fixing nuts and washers.

NOTE 5.—Includes the 000021, 000701 and 015001 bleed valve ball, spring and retaining grub screw

BEFORE ORDERING SPARES
PLEASE NOTE THE INFORMATION GIVEN ON PAGES
TWO AND THREE

PART NUMBER	DESCRIPTION	QTY. OFF	EACH £ s. d.
----------------	-------------	-------------	-----------------

OIL FELT FILTER (IN ENGINE)

X310 014235	... Filter, felt, for engine crankcase	6 0
018120	... Seat, for oil felt filter	4
014240	... Valve, relief, for oil felt filter	3 9
014241	... Spring, for oil felt filter relief valve	2
016179	... Cap, for felt filter housing (also accommodates oil non-return valve)	6 9
012116	... Washer, fibre, for filter housing cap	1
011645	... Ball, $\frac{3}{8}$ in. steel, for non-return valve	2
013564	... Spring, for non-return valve ball	2
013332	... Plug, screwed, retaining non-return valve spring	8
011642	... Washer, fibre, for non-return valve spring plug	1
015034	... Gasket, paper, for oil filter chamber (fits between the two crankcase halves)	1

OIL DISTRIBUTOR. (Driven by the left hand end of exhaust camshaft)

014246	... Distributor, oil	2 8
014247	... Cap, housing, for oil distributor	5 3
011642	... Washer, fibre, for oil distributor housing cap	2

OIL RELIEF VALVE. (Located in Timing side crankcase, close to oil feed pump).

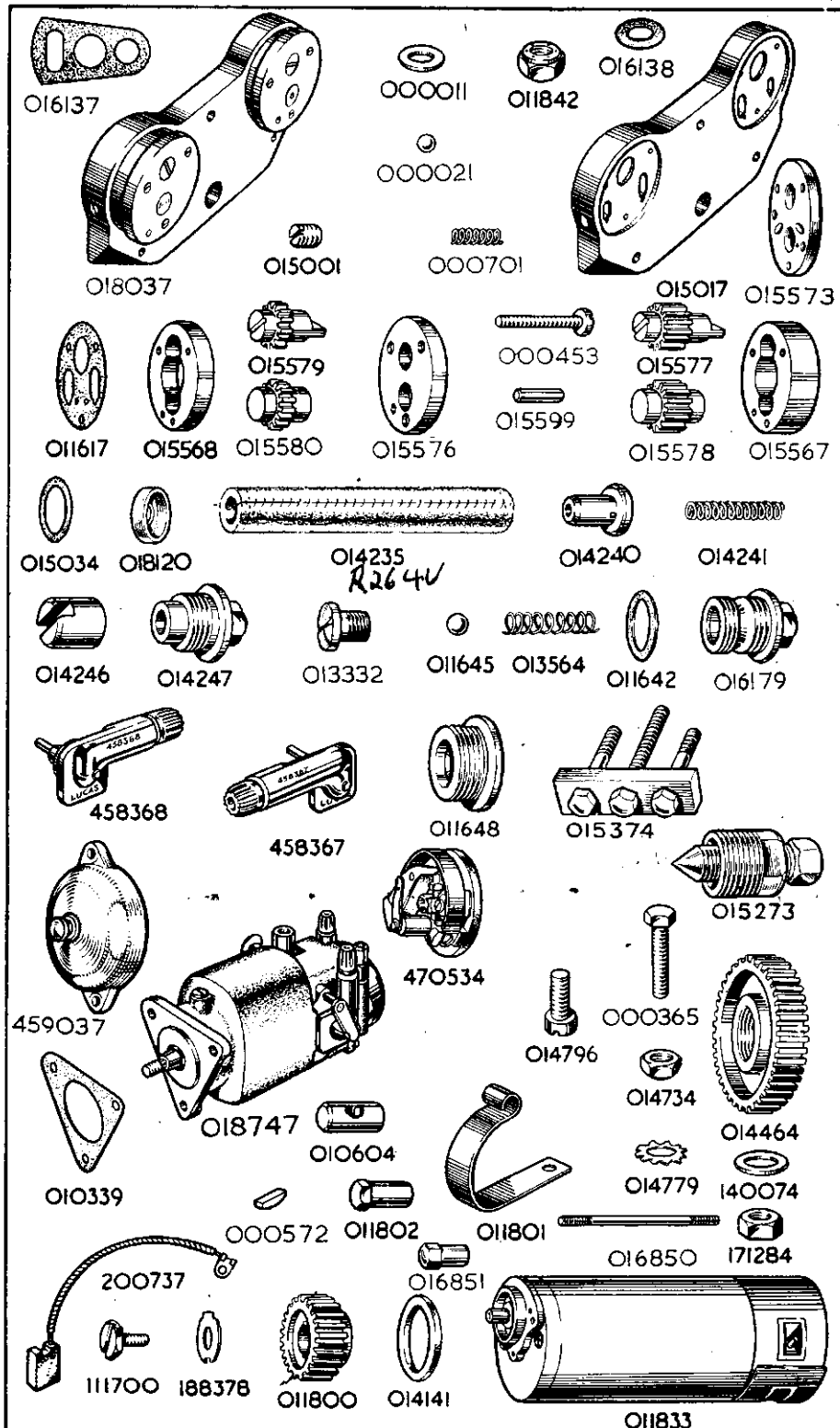
016524	... Piston, for oil relief valve	10
016522	... Spring, for oil relief valve piston	1

GENUINE A·J·S SPARES

PURCHASED FROM

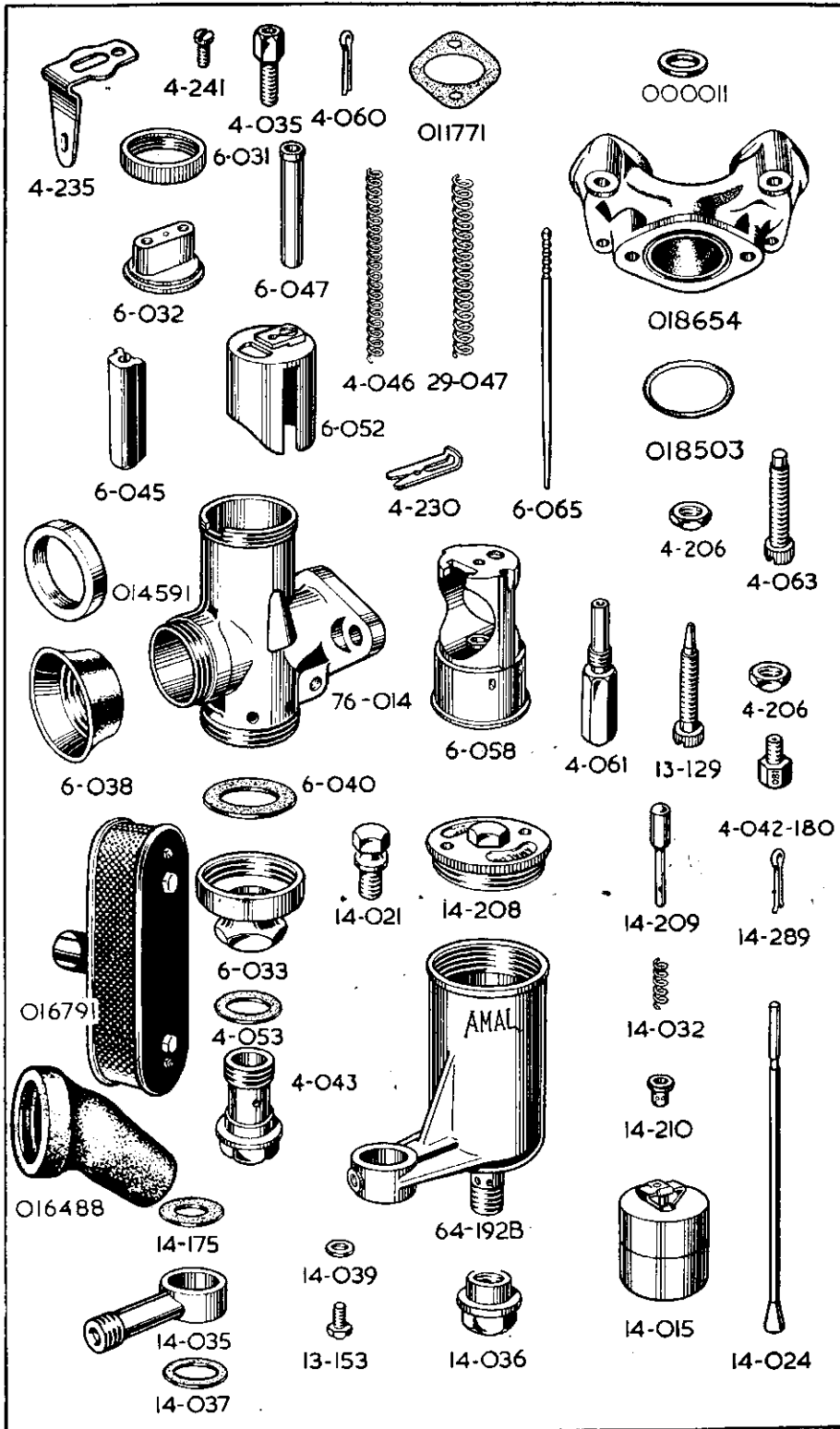
AN AUTHORISED "A·J·S" DEALER
OR FROM THE FACTORY, ARE IDENTICAL
WITH THE PARTS ORIGINALLY BUILT
INTO YOUR MOTOR CYCLE

<p>MAINTENANCE MANUAL EDITION CM-25 PRICE 2/6 IS THE APPROPRIATE MANUAL FOR THIS SPARES LIST</p>
--



PART NUMBER	DESCRIPTION	QTY. OFF	EACH £ s. d.
CARBURETTER			
014288	... Carburetter, complete (less wires and levers) Type 76AG/IAU	1	2 19 3*
018654	... Manifold, inlet, bare (no studs). (The studs are listed with cylinder heads).....	1	13 7
000012	... Washer, plain, for inlet manifold retaining studs.....	4	1
000005	... Nut, for inlet manifold retaining studs.....	4	3
011771	... Gasket, between inlet manifold and cylinder heads	2	1
016724	... Bolt, retaining carburetter to inlet manifold, $4\frac{7}{8}$ ins. by $\frac{5}{16}$ in. by 22	2	5
000011	... Washer, plain, for carburetter retaining bolts.....	2	1
018503	... Ring, between carburetter and manifold	1	1 0
FLOAT CHAMBER			
64-192-B	... Chamber, float, bare	1	14 0*
13-153	... Screw, plug, blocking passage in float chamber	1	3*
14-039	... Washer, fibre, for float chamber passage plug screw	1	1*
14-208	... Top, or cover, for float chamber.....	1	3 9*
14-021	... Screw, locking float chamber top.....	1	4*
14-015	... Float, bare.....	1	3 9*
14-024	... Needle, for float	1	1 6*
14-209	... Tickler, bare.....	1	10*
14-210	... Stop, for tickler	1	3*
14-032	... Spring, for tickler	1	2*
14-289	... Cotter (split pin), for tickler	1	1*
14-035	... Banjo, connection, for petrol pipe	1	3 0*
14-175	... Washer, fibre, upper, for petrol banjo connection	1	2*
14-037	... Washer, fibre, lower, for petrol banjo connection	1	2*
14-036	... Nut, retaining banjo connection to float chamber	1	9*
MIXING BODY			
76-014	... Body, mixing, bare	1	14 0*
6-033	... Nut, union, for base of mixing body	1	2 3*
6-040	... Washer, fibre, for mixing body union nut	1	2*
4-043	... Bolt holding float chamber to mixing body	1	3 0*
4-053	... Washer, fibre, for float chamber holding bolt	2	2*
6-038	... Intake, air	1	3 0*
6-032	... Top, for mixing chamber.....	1	2 6*
6-031	... Ring, fixing top to mixing chamber.....	1	2 6*
4-235	... Clip, locking mixing chamber top fixing ring	1	9*
4-241	... Screw, securing locking clip to mixing body top	1	2*
4-035	... Adjuster, for control cable, throttle or air	2	6*
CHOKE AND JETS			
6-058	... Choke, or jet barrel	1	7 6*
4-061	... Needle jet.....	1	2 6*
4-042-180	... Jet, main, size 180	1	8*
6-065	... Needle, taper, for needle jet.....	1	2 0*
4-230	... Clip, for jet taper needle	1	6*
4-060	... Pin, split, locating taper needle clip.....	1	1*
13-129	... Screw, for pilot jet air adjustment	1	9*
4-206	... Nut, lock, for pilot jet air screw.....	1	2*
<i>The following alternative main jets can be supplied.</i>			
4-042-160	... Jet, main, size 160	1	8*
4-042-170	... Jet, main, size 170	1	8*
4-042-190	... Jet, main, size 190	1	8*

BY USING GENUINE SPARES YOU ARE ASSURED THEY
WILL FIT ACCURATELY AND GIVE SATISFACTORY SERVICE



PART NUMBER	DESCRIPTION	QTY. OFF	EACH	
			£	s. d.
VALVES (CARBURETTER)				
6-052	... Valve, throttle, size 6/4	1	6	0*
29-047	... Spring, for throttle valve	1		4*
4-063	... Screw, stop, for throttle valve	1		9*
4-206	... Nut, lock, for throttle valve stop screw	1		2*
6-045	... Valve, air	1	3	9*
6-047	... Guide, tubular, for air valve spring	1	1	0*
4-046	... Spring, for air valve	1		4*

AIR CLEANER. (This is optional extra equipment)

016791	... Cleaner, air	1	11	6*
014591	... Adaptor, for air cleaner (screws on carburetter)	1	1	6*
016488	... Sleeve, rubber, connecting air cleaner to carburetter adaptor	1	3	6*
016983	... Set of air cleaner elements comprising filter element and two fabric end gaskets	1	8	0*

When an air cleaner is fitted it is essential to:—

(a) Use an adaptor and connector in order to fit the cleaner to carburetter intake. (016791 does not include these.)

(b) Fit a smaller jet, viz., use jet 4-042-160 (size 160), price 8d.

MAGNETO

018747	... Magneto, complete, Type K2F (Lucas number 42230-A)	1	10	0 0*
458367	... Pick-up, with brush and spring, right	1	5	3*
458368	... Pick-up, with brush and spring, left	1	5	3*
470534	... Contact breaker, complete	1	4	6*
470609	... Contact set	1	8	9*
459037	... Cover, for contact breaker with switch	1	6	0*
010339	... Gasket, for magneto flange	1		1
000365	... Bolt, retaining magneto, $1\frac{1}{8}$ in. by $\frac{5}{16}$ in. by 26	1		6
	<i>For the two magneto retaining studs, see "Crankcase Group."</i>			
014779	... Washer, lock, for magneto retaining bolt and studs	3		1
000004	... Nut, for magneto retaining bolt and studs	3		3
014464	... Gear, on magneto shaft	1	7	0
140074	... Washer, plain, on magneto shaft	1		1*
171284	... Nut, on magneto shaft, retaining magneto driving gear	1		3*

DYNAMO

011833	... Dynamo, Type E3-L-R-0 (Lucas Number 20009-B)	1	6	10 0*
200737	... Brush, for dynamo, set of two, per set	1	3	6*
014141	... Gasket, between dynamo and crankcase	1		1
011801	... Strap, retaining dynamo to crankcase	1		9
014796	... Screw, retaining lower end of dynamo strap to crankcase, $\frac{7}{16}$ in. by $\frac{1}{4}$ in. by 20	1		2
000012	... Washer, plain, for dynamo strap retaining screw	1		1
010604	... Crosshead, in eye of dynamo retaining strap	1		6
011802	... Nut, tensioning dynamo strap. (The stud on which this nut screws, is listed with the crankcase parts)	1		4
000012	... Washer, plain, for dynamo strap tensioning nut	1		1
011800	... Gear on Dynamo shaft	1	8	6
000572	... Key, locating dynamo shaft gear	1		3
111700	... Bolt, retaining gear on dynamo shaft	1		10*
188378	... Washer, lock, for dynamo gear retaining bolt	1		2*
016850	... Stud, drawing dynamo to crankcase, and passing through timing cover, $2\frac{1}{2}$ ins. long by 2 B.A.	1		4
016851	... Nut, for dynamo draw stud	1		9

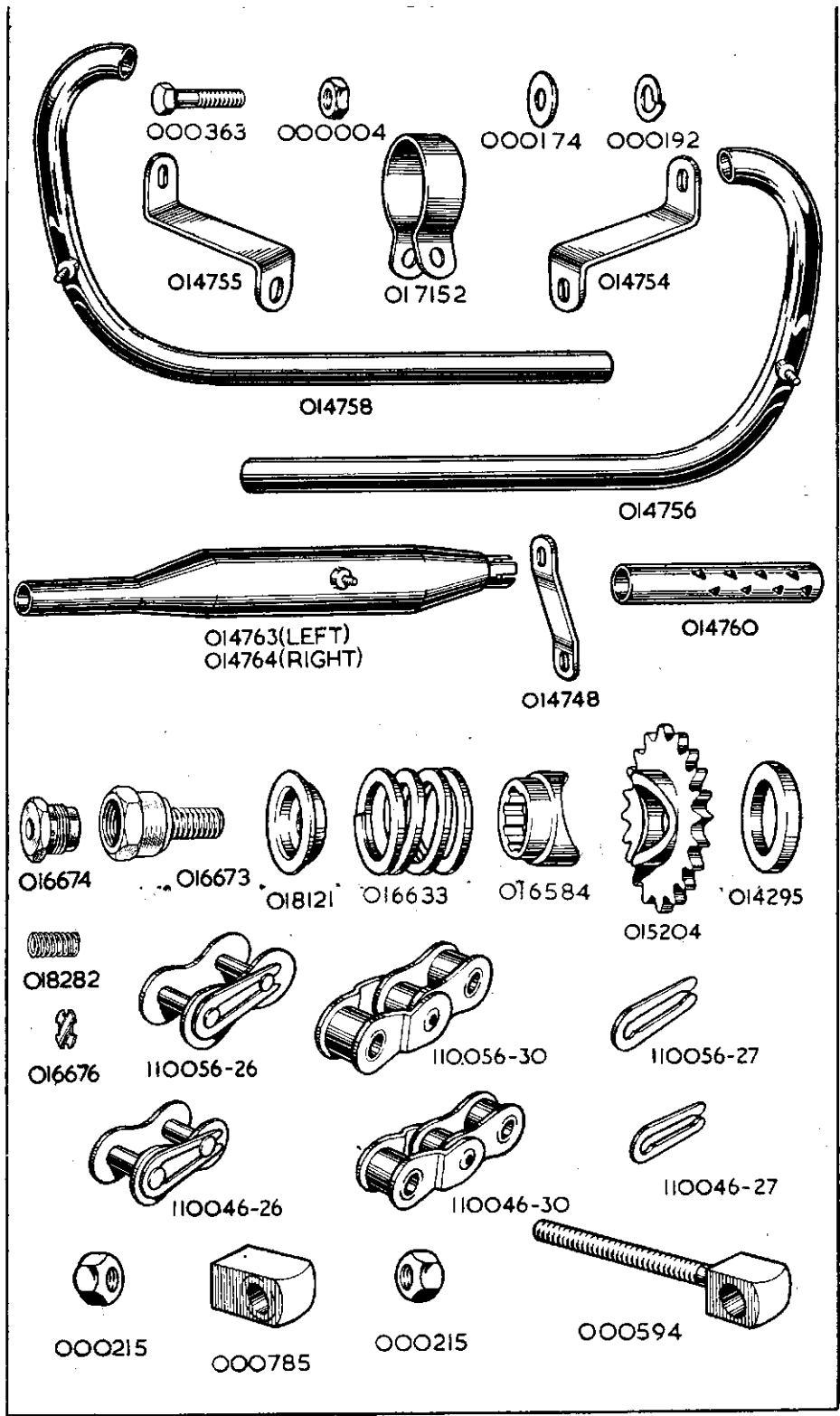
PAK NUMBER	DESCRIPTION	QTY. OFF	EACH £ s. d.
------------	-------------	----------	--------------

CRANKCASE BOLTS, with engine plates and all bolts passing through same.

014292	... Bolt, clamping crankcase throat, $3\frac{1}{8}$ ins. by $\frac{5}{16}$ in. by 22. (These bolts pass through the driving side crankcase and thread into the timing side crankcase)	3	9
000011	... Washer, plain, for 014292 crankcase bolts	3	1
013944	... Plate, engine front, right side	1	2 0
013943	... Plate, engine front, left side	1	2 0
014736	... Stud, passing through crankcase and upper holes in engine, front plates, 5 ins. by $\frac{7}{16}$ in. by 26. (This stud also supports the stays for the exhaust pipes)	1	5
000174	... Washer, plain, for 014736 engine plate stud	2	1
000192	... Washer, spring, for 014736 engine plate stud	2	1
000004	... Nut, for 014736 engine plate stud	2	3
000278	... Stud, passing through crankcase and lower holes in engine front plates, $4\frac{3}{8}$ ins. by $\frac{7}{16}$ in. by 26.	1	6
000011	... Washer, plain, for 000278 engine plate stud	2	1
000004	... Nut, for 000278 engine plate stud	2	3
000277	... Stud, passing through crankcase at bottom, $4\frac{3}{8}$ ins. by $\frac{7}{16}$ in. by 26	1	6
000011	... Washer, plain, for 000277 crankcase stud	2	1
000004	... Nut for 000277 crankcase stud	2	3
000303	... Stud, passing through front of main frame and top of engine front plate, $4\frac{1}{2}$ ins. by $\frac{9}{16}$ in. by 26.	1	6
000010	... Washer, plain, for 000303 frame stud	2	1
000003	... Nut, for 000303 frame stud	2	3
014911	... Stud, passing through main frame front tube bottom lug, the crankcase, and the front ends of the rear frame rails, $5\frac{1}{8}$ ins. by $\frac{5}{16}$ in. by 26	1	1 0
000011	... Washer, plain, for 014911 frame stud	2	1
000004	... Nut, for 014911 frame stud	2	3
018014	... Plate, engine, rear	2	4 3
000278	... Stud, passing through top of engine rear plates and the crankcase, $4\frac{3}{8}$ ins. by $\frac{7}{16}$ in. by 26.	1	6
000278	... Stud, passing through bottom of engine rear plates and the crankcase, $4\frac{3}{8}$ ins. by $\frac{7}{16}$ in. by 26.	1	6
000011	... Washer, plain, for 000278 studs	3	1
000004	... Nut, for 000278 studs	3	3
000316	... Stud, passing through engine rear plates, rear of crankcase, and centre of front chaincase, $7\frac{7}{16}$ ins. by $\frac{7}{16}$ in. by 26. (Stud should be fitted so that the longer thread is on left-hand side of machine)	1	1 2
014084	... Spacer, $1\frac{1}{2}$ in. long, on 000316 stud, between back of front chaincase and crankcase	1	7
017142	... Spacer, $\frac{3}{8}$ in. long, on 000316 stud, inside front chaincase	1	4
000220	... Nut, thin, on 000316 stud, inside front chaincase	1	6
000009	... Washer, plain, for 000316 stud	2	1
000002	... Nut, for 000316 stud	2	4
000303	... Stud, passing through top of engine, rear plates, lower end of main frame seat tube and rear fork bridge, $4\frac{1}{2}$ ins. by $\frac{9}{16}$ in. by 26.	1	6
000003	... Nut, for 000303 stud	2	3
000278	... Stud, passing through rear fork bridge and back ends of engine rear plates, $4\frac{3}{8}$ ins. by $\frac{7}{16}$ in. by 26. (The front chain adjusting eye bolt block screws on the right-hand end of this stud.)	1	6
000011	... Washer, plain, for 000278 stud	1	1
000004	... Nut, for 000278 stud	1	3

For the bolt stud passing through the top and bottom of the gear box and the engine rear plates, see " Gear Box Fixing Bolts ".

For the footrest rod, which passes through the bottoms of the engine rear plates and the frame rails, see " Footrests ".



PART NUMBER	DESCRIPTION	QTY. OFF	EACH £ s. d.
----------------	-------------	-------------	-----------------

GASKETS

We supply engine gaskets, either as separate spares, or in complete sets.

Single gaskets, are listed in the groups to which they belong.

Gaskets in complete sets are listed below

018783	... Complete gasket set for vertical twin engine	1	10 7
018784	... Decarbonising gasket set for vertical twin engine	1	8 8

Each complete gasket set contains:—

- 1—000183 Washer, fibre, for crankcase, drain plug.
- 1—011642 Washer, fibre, for engine filter housing cap.
- 1—011642 Washer, fibre, for oil distributor housing cap.
- 1—011642 Washer, fibre, for crankcase release valve housing cap.
- 2—000183 Washer, fibre, for banjo end of oil pipes.
- 2—011617 Washer, paper, for oil pump bodies.
- 2—011716 Washer, paper, for cylinder bases.
- 1—015034 Washer, paper, for oil filter chamber.
- 1—010339 Gasket, between magneto and crankcase.
- 2—011715 Gasket, for cylinder head.
- 2—011771 Gasket, between inlet manifold and cylinder head.
- 1—014141 Gasket, between dynamo and crankcase.
- 4—018493 Gasket, for rocker covers.
- 2—016137 Gasket, oval, behind pump carrying plate.
- 1—016138 Gasket, round, behind pump carrying plate.

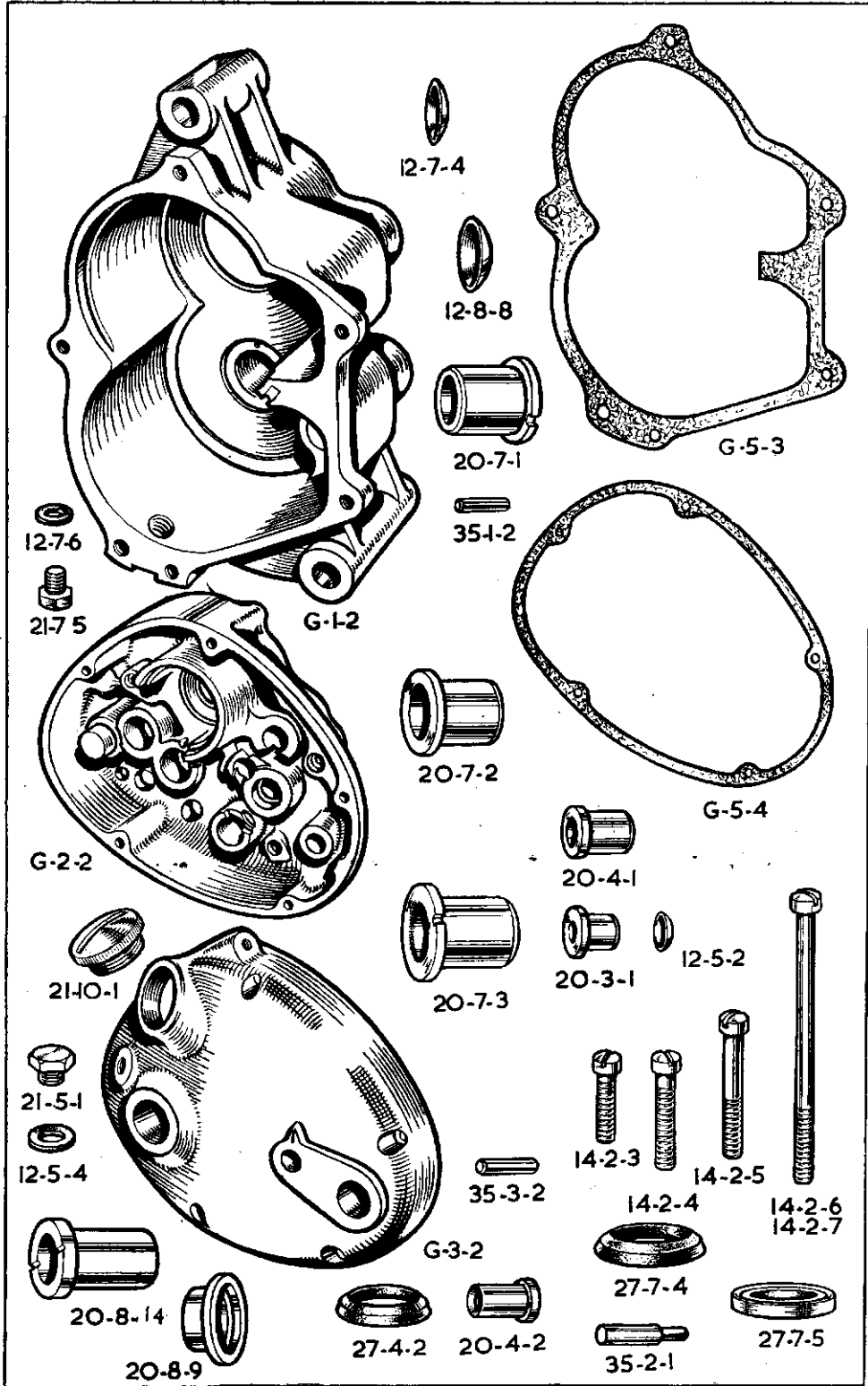
Each decarbonising gasket set includes:—

- 2—011715 Gasket, for cylinder heads.
- 4—018493 Gasket, for rocker covers.
- 2—011771 Gasket, between inlet manifold and cylinder heads.
- 2—011716 Washer, paper, for cylinder bases.

EXHAUST PIPES AND SILENCERS

014756	... Pipe, exhaust, bare, left side	1	3 1
014758	... Pipe, exhaust, bare, right side	1	3 1
014760	... Baffle, for exhaust pipe	2	3 3
014754	... Stay, for exhaust pipe, left side	1	8
014755	... Stay, for exhaust pipe, right side	1	8
000004	... Nut, fixing exhaust pipe to stay	2	3
000174	... Washer, plain, for exhaust pipe fixing nut	2	1
014763	... Silencer, bare, left side	1	9 2
014764	... Silencer, bare, right side	1	9 2
017152	... Clip, clamping silencer to pipe	2	1 7
000363	... Bolt, for silencer clip, $\frac{3}{8}$ in. by $\frac{5}{16}$ in. by 26	2	4
000174	... Washer, plain, for silencer clip bolt	2	1
000004	... Nut, for silencer, clip bolt	2	3
014748	... Stay, for silencer	2	7
000004	... Nut, fixing silencer to stay	2	3
000174	... Washer, plain, for silencer to stay fixing nut	2	1
000192	... Washer, spring, for silencer to stay fixing nut	2	1
000004	... Nut, fixing silencer stay to frame rail	2	3
000174	... Washer, plain, for silencer stay to frame rail nut	2	1
000192	... Washer, spring, for silencer stay to frame rail nut.....	2	1

ALWAYS INCLUDE ALL THE LETTERS
WHEN QUOTING THE ENGINE NUMBER



PART NUMBER	DESCRIPTION	QTY. OFF	EACH		
			£	s.	d.

ENGINE SPROCKETS (and Crankcase Release Valve)

016665	... Sprocket, engine, bare, 18 teeth (for sidecar use only)	1	0	2	
015203	... Sprocket, engine, bare, 19 teeth	1	2	8	
015204	... Sprocket, engine, bare, 20 teeth. (This is the standard sprocket)	1	2	8	
014294	... Sprocket, engine, bare, 21 teeth	1	2	8	
014295	... Spacer (collar), $\frac{7}{32}$ in. wide, for engine sprocket	1	3	9	
016584	... Cam, engine shock absorber	1	12	0	
016633	... Spring, engine shock absorber	1	3	1	
018121	... Cap, for engine shock absorber spring	1	1	9	
016673	... Bolt, locking shock absorber assembly, threaded $\frac{1}{2}$ in. by 20. (Also houses crankcase release valve)	1	2	2	
016676	... Diaphragm, for crankcase release valve	1		1	
018282	... Spring, for crankcase release valve diaphragm	1		2	
016674	... Plug, retaining crankcase release valve. (Screws into bolt 016673)	1		10	

CHAINS

017298	... Chain, front, 66 links, $\frac{1}{2}$ in. by .305 in.	1	1	1	1*
017375	... Chain, rear, 96 links, $\frac{5}{8}$ in. by .380 in.	1	2	5	0*
110046-26	... Link, connecting, for $\frac{1}{2}$ in. chains	R			8*
110056-26	... Link, connecting, for $\frac{5}{8}$ in. chains	R			11*
110046-30	... Link, cranked, double, for $\frac{1}{2}$ in. chains	R			1 2*
110056-30	... Link, cranked, double, for $\frac{5}{8}$ in. chains	R			1 7*
110046-27	... Clip, spring, for 110046-26 connecting links ($\frac{1}{2}$ in.)	R			1 1/2*
110056-27	... Clip, spring, for 110056-26 connecting links ($\frac{5}{8}$ in.)	R			2*

The prices of front and rear chains include spring connecting links and these are also included in the number of links per chain.

We do not sell odd lengths of chains.

GEAR BOX

016709	... Gear, box complete, with clutch and with kick-starter and gear control levers	1			★
--------	---	---	--	--	---

★ Price on application.

GEAR BOX FIXING PARTS

010957	... Bolt, gearbox top fixing, $5\frac{3}{16}$ ins. by $\frac{7}{16}$ in. by 26	1	2	0	
000318	... Stud, gearbox bottom fixing, $4\frac{7}{8}$ ins. by $\frac{7}{16}$ in. by 26	1		10	
012999	... Spacer, $\frac{5}{16}$ in. wide, on top bolt, outside right	1		4	
000002	... Nut, for gearbox top fixing bolt	1		4	
000002	... Nut, for gearbox bottom fixing stud	2		4	
000009	... Washer, plain, for top fixing bolt, left side	1		1	
000594	... Eye-bolt, for front chain adjustment	1		3	
000215	... Nut, for front chain adjustment eye-bolt	2		4	
000785	... Block, crosshead, for front chain adjustment eye-bolt. (This threads on the right hand end of 000278 stud that passes through the rear of the engine rear plates and the top of the rear fork bridge)	1		0	

GEAR BOX SHELL

G-1-2	... Shell, gearbox, bare	1	2	5	0*
21-7-5	... Plug, drain, for gearbox shell	1			9*
12-7-6	... Washer, fibre, for gearbox shell drain plug	1			1*
12-7-4	... Cap, in shell, covering bore for selector spindles	2			3*
35-3-2	... Pin, dowel, locating, kick-starter case on gearbox shell	1			4*
G-2-2	... Case, kick-starter	1	1	5	0*
G-5-3	... Washer, paper, between shell and kick-starter case	1			1*

PART NUMBER	DESCRIPTION	QTY. OFF	EACH £ s. d.
-------------	-------------	----------	--------------

GEAR BOX SHELL—continued.

G-3-2	... Cover, for kick-starter case.....	1	5 0*
G-5-4	... Washer, paper, between kick-starter case and cover.....	1	1*
28-12-19	... Piece, locating, between kick-starter case and cover.....	1	6*
35-1-1	... Pin, dowel, locating fixed cam-plate in kick-starter case.....	2	3*
21-10-1	... Cap, filler, for kick-starter case cover.....	1	3 0*
21-5-1	... Plug, oil level, in kick-starter case cover.....	1	9*
12-5-4	... Washer, fibre, for oil level plug.....	1	1*
35-2-1	... Pin, anchor, in cover, for kick-starter spring.....	1	6*
14-2-3	... Screw, $\frac{7}{8}$ in. under head.....	1	6*
14-2-4	... Screw, $1\frac{1}{8}$ in. under head.....	3	9*
14-2-5	... Screw, $1\frac{3}{8}$ in. under head.....	2	9*
14-2-6	... Screw, $2\frac{7}{8}$ ins. under head.....	1	1 0*
14-2-7	... Screw, $3\frac{7}{8}$ ins. under head.....	1	1 0*

Above screws have cheese heads and are threaded $\frac{1}{4}$ in. Whit.

SHAFTS AND GEARS

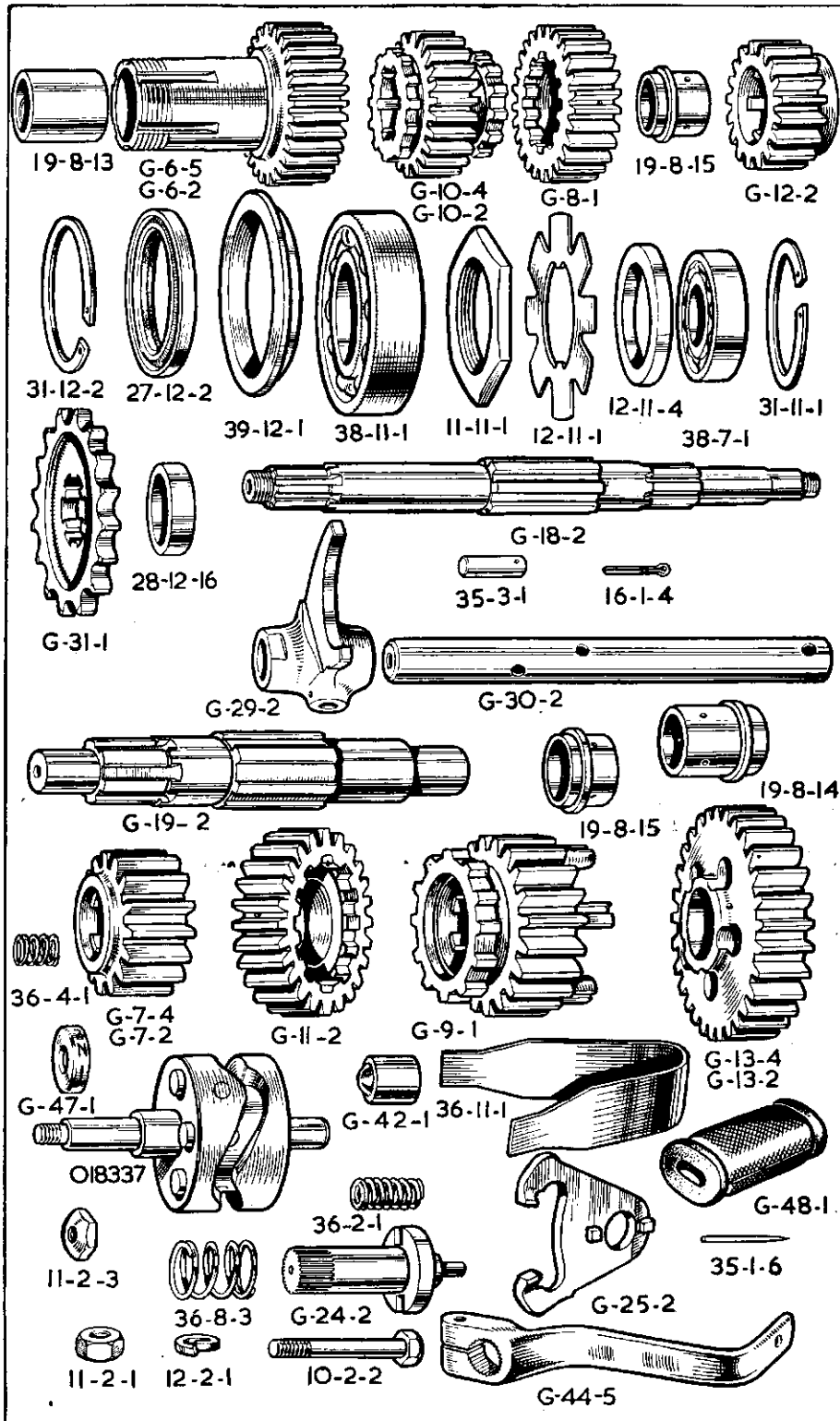
G-18-2	... Mainshaft, for gearbox	1	7 6*
G-19-2	... Layshaft, for gearbox	1	10 0*
G-6-2	... Gear, driving, mainshaft, with bushes, 28 teeth	2	8 0*
G-12-2	... Gear, first, mainshaft, 17 teeth	1	15 0*
G-10-2	... Gear, second, mainshaft, 22 teeth	1	18 6*
G-8-1	... Gear, third, mainshaft, 25 teeth	1	1 0*
G-7-2	... Pinion, on layshaft, 18 teeth	1	15 0*
G-13-2	... Gear, first, layshaft, with bush, 29 teeth	1	1 0*
G-11-2	... Gear, second, layshaft, with bush, 24 teeth	1	1 0*
G-9-1	... Gear, third, layshaft, 21 teeth	1	18 6*
19-8-13	... Bush, for mainshaft driving gear	2	3 0*
19-8-15	... Bush, for mainshaft third gear	1	5 0*
19-8-15	... Bush, for layshaft second gear	1	5 0*
19-8-14	... Bush, for layshaft first gear	1	5 0*

GEARBOX BEARINGS, CAPS AND OIL-SEALS

38-11-1	... Bearing, ball, $1\frac{9}{32}$ in. by 62 mm. by 16 mm. for driving gear on mainshaft	1	2 6*
27-12-2	... Oil-seal, for driving gear bearing	1	4 6*
39-12-1	... Housing, for driving gear bearing oil-seal	1	2 6*
31-12-2	... Ring, split, retaining driving gear bearing	1	6*
38-7-1	... Bearing, ball 17 mm. by 40 mm. by 12 mm. for mainshaft (kick-starter end)	1	18 9*
12-11-3	... Spacer, $\frac{1}{8}$ in. wide, for mainshaft ball bearing	2	3*
31-11-1	... Ring, split, retaining mainshaft ball bearing	1	6*
20-7-1	... Bush, for layshaft (clutch end) (.843 in. long)	1	6 0*
35-1-2	... Pin, dowel, locating layshaft bush.....	1	2*
12-8-8	... Cap, in shell, covering bore, for layshaft	1	4*
20-7-3	... Bush, for layshaft (kick-starter end) (.779 in. long).....	1	6 0*
35-1-2	... Pin, dowel, locating layshaft bush	1	2*
20-7-2	... Bush, in kick-starter case, for kick-starter spindle	1	3 0*
20-8-14	... Bush, in cover, for kick-starter spindle	1	3 0*
27-7-5	... Oil-seal, in cover bush, for kick-starter spindle	1	3 6*
20-4-1	... Bush, in kick-starter case, for cam spindle	1	2 6*
20-4-2	... Bush, kick-starter case cover	1	2 0*
27-4-2	... Oil-seal, in cover bush, for cam spindle	1	3*
20-3-1	... Bush, in kick-starter case, for control quadrant spindle	1	1 6*
12-5-2	... Cap, in kick-starter case, covering bore for control quadrant spindle	1	1*
20-8-9	... Bush, in cover, for control quadrant spindle	1	2 6*
27-7-4	... Oil-seal, in cover bush, for control quadrant spindle	1	4*

GEARBOX SMALL SPROCKET

G-31-1	... Sprocket, gearbox, 16 teeth by $\frac{5}{8}$ in. by 380 in.....	1	2 6*
28-12-16	... Collar, spacing, gearbox sprocket, .435 in. wide.....	1	1 6*
12-11-1	... Washer, lock, for gearbox sprocket nut.....	1	9*
11-11-1	... Nut, fixing gearbox sprocket to driving gear.....	1	2 7*



PART NUMBER	DESCRIPTION	QTY. OFF	PRICE EACH	
			£	s. d.

GEAR OPERATING PARTS

G-30-2	... Spindle, for selector forks.....	2	...	7	6*
G-29-2	... Fork, for gear selection.....	2	...	10	0*
35-3-1	... Peg, for selector spindles.....	4	...		6*
16-1-4	... Pin, cotter, for selector spindle pegs.....	4	...		1*
018337	... Cam, assembly.....	1	...	10	0*

The cam assembly comprises:—

- 1—G-27-2 Spindle.
- 1—G-28-1 Cam.
- 3—35-2-4 Pegs.
- 1—35-2-2 Locating pegs.
- 2—35-1-4 Cam stop pegs.

(Above parts not sold as separate spares)

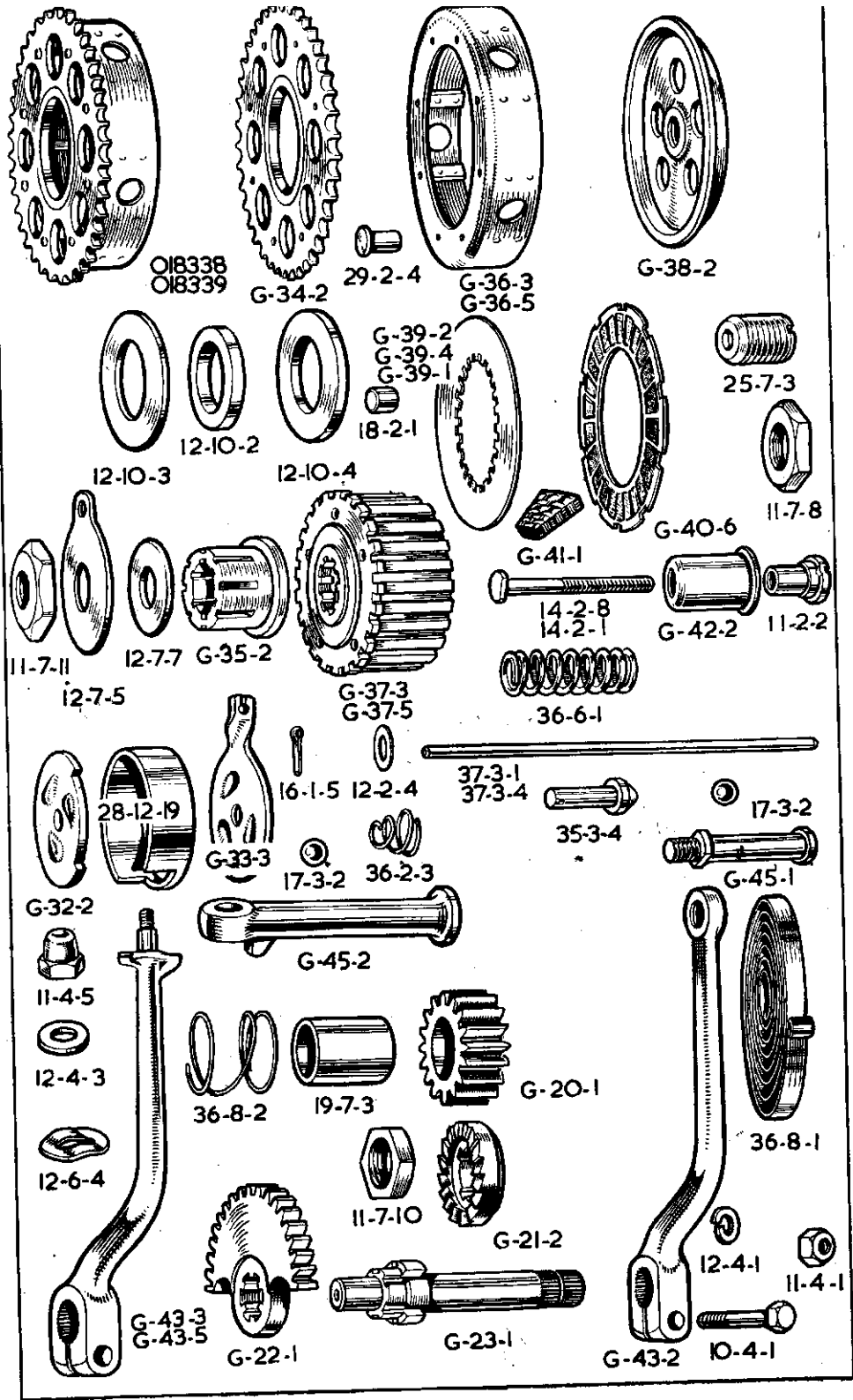
G-42-1	... Plunger, locating cam assembly.....	1	...	2	0*
36-2-1	... Spring, for cam assembly locating plunger.....	1	...		6*
G-25-2	... Quadrant, for control spindle.....	1	...	7	6*
35-2-6	... Peg, quadrant drive.....	1	...		3*
G-24-2	... Spindle, for gear control quadrant.....	1	...	12	6*
36-11-1	... Spring, primary, for control quadrant.....	1	...	2	0*
36-8-3	... Spring, secondary, for control quadrant.....	1	...		6*
G-47-1	... Indicator.....	1	...		9*
36-4-1	... Spring under indicator.....	1	...		3*
11-2-3	... Nut, retaining indicator.....	1	...		3*
G-44-5	... Lever, foot, for gear control.....	1	...	11	3*
G-48-1	... Pad, rubber, for gear foot lever.....	1	...	1	1*
35-1-6	... Pin, fixing gear foot lever rubber pad.....	1	...		1*
10-2-2	... Bolt, clamping gear foot lever.....	1	...	1	10*
12-2-1	... Washer, spring, for gear foot lever bolt.....	1	...		1*
11-2-1	... Nut, for gear foot lever bolt.....	1	...		3*

CLUTCH

G-36-3	... Case, for five plate clutch.....	1	...	18	0*
29-2-4	... Rivet, for clutch case and chainwheel.....	8	...		2*
G-34-2	... Chainwheel, 40 teeth by $\frac{1}{2}$ in. by .305 in.....	1	...	1	10
018339	... Case and chainwheel, assembled (five plate).....	1	...	2	11
G-35-2	... Sleeve, for mainshaft.....	1	...	17	0*
12-10-2	... Race, roller, for clutch bearing chainwheel.....	1	...	3	0*
18-2-1	... Rollers, for chainwheel bearing..... price per set of 24	24	...	5	3*
12-10-3	... Washer, thin, chainwheel bearing.....	1	...	1	1*
12-10-4	... Washer, thick, chainwheel bearing.....	1	...	1	1*
G-37-3	... Centre, for five plate clutch.....	1	...	1	10
12-7-7	... Washer, plain, for centre retaining nut.....	1	...		4*
12-7-5	... Washer, lock, for centre retaining nut.....	1	...		9*
11-7-11	... Nut, retaining clutch centre.....	1	...		9*
G-39-4	... Plate, clutch, plain, steel.....	6	...	3	0*
G-40-6	... Plate, clutch, friction, with inserts.....	5	...	12	6*
G-41-1	... Inserts, fabric; for friction plate..... price per dozen 120	120	...	2	6*
G-38-2	... Plate, clutch, spring pressure.....	1	...	13	6*
25-7-3	... Cup thrust, for spring pressure plate.....	1	...	1	0*
11-7-8	... Nut, lock, for pressure plate thrust cup.....	1	...		6*
14-2-8	... Stud, for clutch spring, 2 ins. long (five plate clutch).....	5	...		6*
36-6-1	... Spring, for clutch.....	5	...		9*
G-42-2	... Cup, for clutch spring.....	5	...		9*
11-2-2	... Nut, adjusting, for clutch spring.....	5	...		6*

CLUTCH OPERATING PARTS

37-3-1	... Rod, thrust, $10\frac{3}{16}$ ins. long (five plate clutch).....	1	...	1	6*
17-3-2	... Ball, $\frac{5}{16}$ in., steel, for clutch thrust rod.....	1	...		1*
G-32-2	... Cam-plate, fixed, actuating clutch.....	1	...	2	0*
G-33-3	... Cam-plate, moving, actuating clutch.....	1	...	2	6*
35-3-4	... Dowel, thrust (passes through both cam-plates).....	1	...	1	6*
12-2-4	... Washer, plain, for cam-plate dowel.....	1	...		1*
36-2-3	... Spring, for cam-plate dowel.....	1	...		3*
16-1-5	... Pin, split, for cam-plate dowel.....	1	...		1*
17-3-2	... Ball, $\frac{5}{16}$ in., steel, for cam-plates.....	3	...		1*



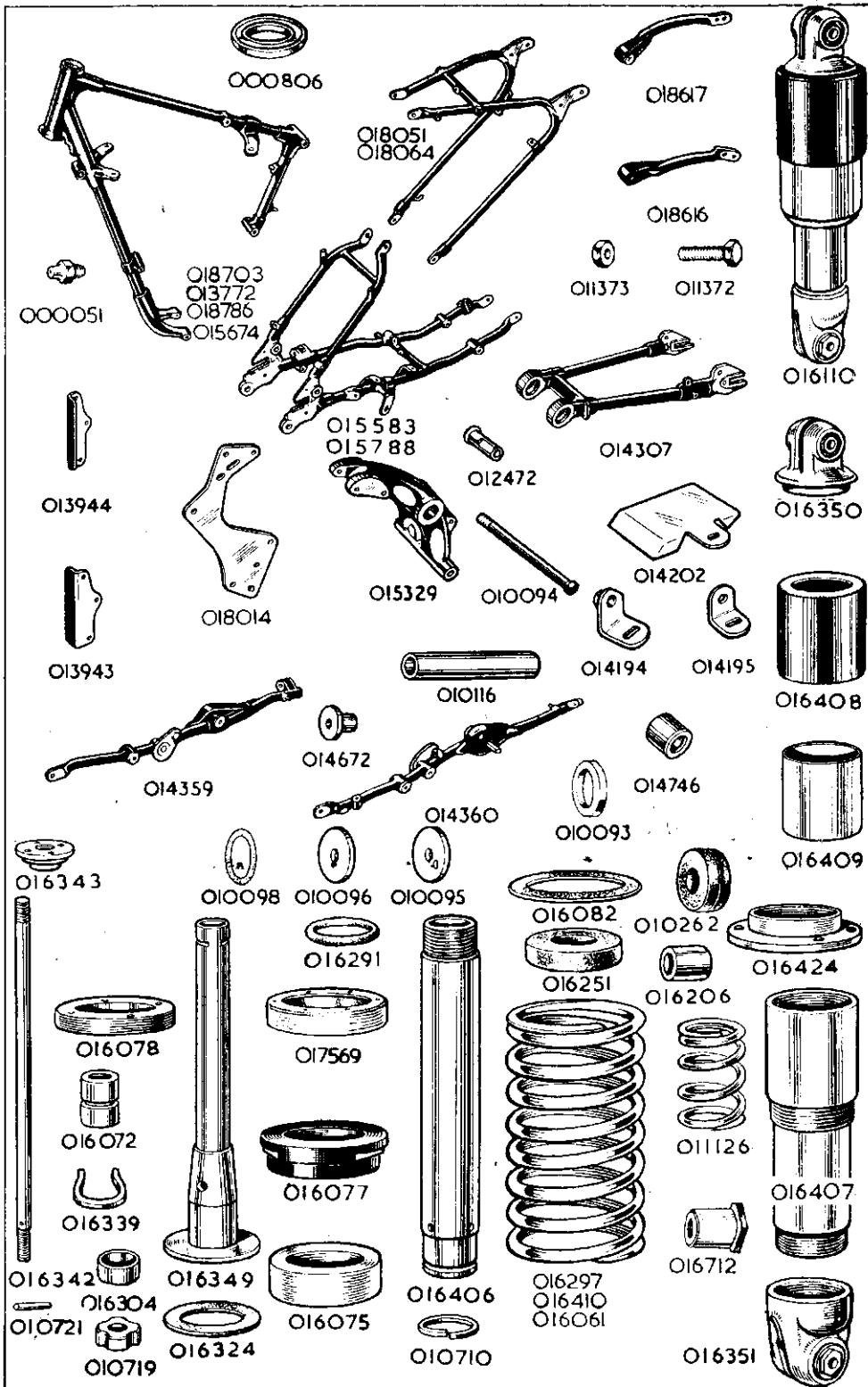
PART NUMBER	DESCRIPTION	QTY. OFF	PRICE EACH		
			£	s.	d.
KICK-STARTER					
G-21-2	... Ratchet, driving, kick-starter.....	1	8	8*	
G-20-1	... Pinion, ratchet, kick-starter.....	1	12	0*	
19-7-3	... Bush, kick-starter ratchet pinion.....	1	3	9*	
36-8-2	... Spring, kick-starter ratchet pinion.....	1	1	1*	
11-7-10	... Nut, retaining ratchet driver to mainshaft.....	1	6	6*	
G-23-1	... Spindle, for kick-starter quadrant.....	1	11	3*	
G-22-1	... Quadrant, for kick-starter.....	1	15	9*	
018340	... Kick-starter quadrant and spindle assembled.....	1	7	0*	
36-8-1	... Spring, return, for kick-starter foot lever.....	1	4	0*	
G-43-2	... Lever, foot, kick-starter, bare.....	1	15	9*	
G-45-1	... Pin, pedal, rigid, for kick-starter lever.....	1	4	6*	
10-4-1	... Bolt, clamping, kick-starter foot lever to spindle.....	1	1	1*	
12-4-1	... Washer, spring, for foot lever clamping bolt.....	1	9	9*	
11-4-1	... Nut, for foot lever clamping bolt.....	1	2	2*	

FRONT FRAME

018703	... Frame, front portion only, bare	1	6	5	3
000806	... Race, ball, for frame head lug.....	2	3	10	
000072	... Balls, $\frac{3}{8}$ in. diameter, for steering head, per set of.....	56	1	7	
000051	... Nipple, grease, for frame head lug.....	1	5		
014478	... Stud, for seat lug (below saddle), $4\frac{7}{8}$ ins. by $\frac{1}{2}$ in. by 26.....	1	11		
000008	... Washer, plain, for seat lug stud	2	1		
000001	... Nut, for seat lug stud.....	2	4		
000015	... Screw, securing earth wires (screws into end of stud 014478) $\frac{3}{8}$ in. by 3 B.A.....	1	1		
000185	... Washer, plain, for STD.15 earth wire screw	1	1		

REAR FRAME

014359	... Rail, frame, right side.....	1	2	0	0
014360	... Rail, frame, left side	1	2	3	4
018051	... Loop, rear frame	1	4	1	0
014512	... Stud, for rear loop at bottom, 12 ins. by $\frac{7}{8}$ in. by 26. (Also passes through rear fork bridge and both frame rails).....	1	4	4	
000002	... Nut, for rear loop bottom stud	2	4		
000009	... Washer, plain, for rear loop bottom stud	2	1		
018617	... Tube, supporting rear of rear mudguard, right side.....	1	6	3	
018616	... Tube, supporting rear of rear mudguard, left side	1	6	3	
000343	... Bolt, fixing mudguard support tube to mudguard, $1\frac{1}{2}$ in. by $\frac{1}{4}$ in. by 26	4	3		
018648	... Bolt, fixing mudguard support tube to frame loop (also fixes top end of rear leg).....	2	1	4	
<i>If a carrier is fitted the above 018648 bolts are discarded and bolt 014521 used. See Carrier page 31.</i>					
000012	... Washer, plain, for mudguard support tube bolt	4	1		
000191	... Washer, spring, for mudguard support tube bolt	4	1		
000005	... Nut, for mudguard support tube bolt	4	3		
015329	... Bridge, for rear fork (includes bushes and studs for centre stand spring clip)	1	2	3	8
014672	... Bush, for rear fork bridge	2	7		
000250	... Stud, for rear fork bridge $3\frac{3}{4}$ in. by 2 B.A.	2	3		
016768	... Stud, $1\frac{1}{8}$ in. by $\frac{5}{8}$ in. by 26 by 26, for oil tank, battery carrier and air cleaner retention	2	4		
018641	... Stud, $1\frac{1}{2}$ in. by $\frac{7}{8}$ in. by 26 by 26, for oil tank, battery carrier and air cleaner retention, drilled for split pin.....	1	6		
000174	... Washer, plain, for 016768 stud	3	1		
000004	... Nut, for 016768 stud	3	3		
000014	... Pin, split, for 018641 stud.....	1	1		



33/-

2 2/6

PART NUMBER	DESCRIPTION	QTY. OFF	EACH £ s. d.
REAR FORK			
014307	Fork, rear	1	4 1 7
011372	Pin, chain, adjusting, for right fork end	1	7
011373	Nut, lock, for chain adjusting pin	1	2
014746	Sleeve, assembly (bushed)	2	5 6
010116	Tube	1	5 0
010095	Cap, for rear fork bearing, right side	1	1 0
010096	Cap, for rear fork bearing, left side	1	6
010093	Washer, felt, for rear fork bearing	2	10
010098	Gasket, for rear fork bearing caps	2	1
010094	Spoke, for rear fork bearing (central tie bolt)	1	4
012472	Nipple, for rear fork bearing spoke	1	4
000485	Screw, plug, for oil, in end cap, $\frac{1}{4}$ in. by $\frac{1}{4}$ in. by 26	1	1
000203	Washer, fibre, for oil plug screw	1	1

TELEDRAULIC REAR LEG

016110	Leg, TELEDRAULIC, rear complete assembly (no fixing bolts, washers and nuts)	2	5 7 8
016350	Pivot, top, assembled (this assembly includes the next three items)	2	15 9
016059	Pivot, top, bare	2	14 9
010262	Bush, rubber, for top pivot	4	3
016206	Spacer, for top pivot rubber bush	4	3
016351	Pivot, bottom, assembled (this assembly includes the next five items)	2	11 10
016060	Pivot, bottom, bare	2	10 6
010262	Bush, rubber, for bottom pivot	4	3
016206	Spacer, for bottom pivot rubber bush	2	3
016712	Nut, with sleeve, for bottom pivot bolt	2	6
016873	Washer, plain, for 016712 sleeve nut	2	1
016406	Tube, inner (fits in top pivot recess)	2	10 2
016291	Ring, sealing inner tube at top	2	1 0
016075	Bush, lower end of inner tube	2	2 9
010710	Circlip, retaining inner tube bush	2	1
016407	Tube, outer (screws into bottom pivot)	2	19 4
016324	Washer, sealing lower end of outer tube	4	1
016077	Bush, for outer tube	2	1 8
017569	Oil-seal, between inner and outer tubes	2	5 3
016078	Collar, retaining oil-seal	2	1 9
016349	Tube, for damper	2	6 6
016072	Sleeve, plunger, for damper rod	2	6
016339	Clip, locating plunger sleeve	2	1
016342	Rod, for damper	2	1 0
016343	Collar, for top end of damper rod	2	1 0
000074	Nut, locking collar top-end of damper rod	2	3
016304	Valve, for damper	2	1 0
010721	Pin, stop, for damper valve	2	1
010719	Seat, for damper valve	2	3
000005	Nut, retaining damper seat to damper rod	2	3
011126	Spring buffer	2	10
016297	Spring, main (Solo)	2	5 0
016061	Spring, main (sidecar)	2	9 8
016082	Washer, leather, at both ends of main spring	4	3
016408	Tube, outer, covering top end of main spring	2	7 3
016409	Tube, outer, covering bottom end of main spring	2	5 10
016424	Nut, retaining bottom outer cover tube	2	6 3
016251	Buffer, for TELEDRAULIC Leg	2	11
018648	Bolt, fixing top pivot, $3\frac{1}{8}$ ins. by $\frac{5}{8}$ in. by 26	2	1 4
014521	Bolt, fixing top pivot (replaces 018648 when carrier is fitted)	2	1 4
000010	Washer, plain, for top pivot bolt	4	1
016712	Nut for top pivot bolt	2	6
016359	Bolt, fixing bottom pivot, $2\frac{1}{2}$ ins. by $\frac{5}{8}$ in. by 26	2	7
000010	Washer, plain, for bottom pivot bolt	2	1

BEFORE ORDERING
PLEASE NOTE THE INFORMATION GIVEN ON PAGES
TWO AND THREE

FORK ASSEMBLIES

The following fork assemblies are complete and include ball races for the fork crown and top head lug (but not the two frame ball races).

018766	...	Fork, assembly (TELEDRAULIC Front Fork, Solo)	1	...	15	17	6
018769	...	Fork, assembly (TELEDRAULIC Front Fork, Sidecar)	1	...	16	3	9

For ease of servicing, the inner tube unit and damper unit are listed and supplied as separate assemblies. This enables a complete assembly to be exchanged in minimum time. The units are listed below.

018582	...	Front fork inner tube assembly, Solo.....	2	...	2	12	6
018770	...	Front fork inner tube assembly, Sidecar.....	2	...	2	13	9

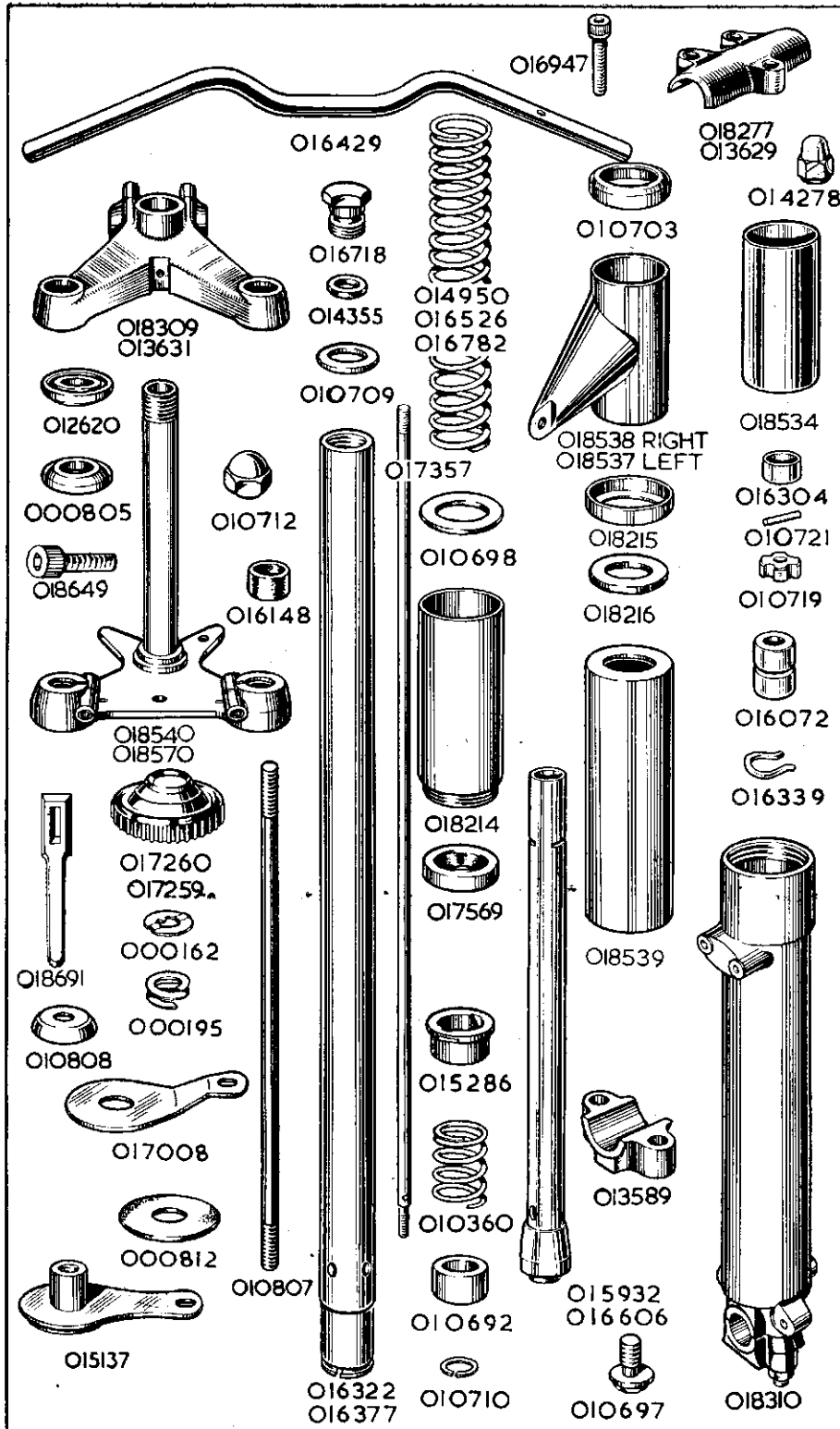
*The above assemblies comprise:—
Inner tubes with rubber buffers, bushes and circlips, top bolts with washers and sealing rings, slider extensions with oil seals, fork springs and washers.*

018328	...	Front fork damper assembly.....	2	...	10	1	
--------	-----	---------------------------------	---	-----	----	---	--

*The above assembly comprises:—
Rod and two nuts, damper tube with valve, seat and pin, sleeve and clip and bottom fixing bolt with washer.*

FRONT FORK

018540	...	Crown, assembly, comprising crown, stem and circlip (these parts not sold separately).....	1	...	1	17	0
000805	...	Race, ball, for fork crown	1	...	3	9	
018649	...	Screw, pinch, for fork crown	2	...	1	4	
018309	...	Lug, for handlebar and steering head	1	...	1	16	6
012620	...	Race, ball, for handlebar lug	1	...	3	8	
000051	...	Nipple, grease, for handlebar lug.....	1	...		5	
000236	...	Nut, adjusting, for fork crown stem.....	1	...		8	
010712	...	Nut, lock (domed), for fork crown stem	1	...	2	10	
016322	...	Tube, fork, inner.....	2	...	1	3	8
016148	...	Buffer, rubber, for fork inner tube	6	...		5	
010692	...	Bush, bottom, for fork inner tube.....	2	...	4	1	
010710	...	Circlip, for fork inner tube bush	2	...		1	
016718	...	Bolt, top, for fork inner tube	2	...	2	0	
014355	...	Ring, sealing, for fork inner tube top bolt	2	...		3	
010709	...	Washer, plain, for fork inner tube top bolt	2	...		4	
018310	...	Slider, fork, with cap, studs and nuts, left and right	2	...	1	17	4
013589	...	Cap, for fork slider	2	...	4	1	
010713	...	Stud, securing fork slider cap, 1 1/8 in. by 7/16 in. by 26 and 22.....	4	...		4	
000011	...	Washer, plain, for fork slider cap stud	4	...		1	
000004	...	Nut, for fork slider cap stud.....	4	...		3	
018214	...	Extension, for fork slider	2	...	6	9	
015286	...	Bush, plastic, for fork inner tube	2	...	2	6	
017569	...	Oil-seal, for fork inner tube (rubber).....	2	...	5	3	
010718	...	Oil-seal, for fork inner tube (alternative to 017569 and made of leather).....	2	...	5	3	
014297	...	Washer, under oil-seal (must only be used under leather oil-seal 010718).....	2	...		2	
016526	...	Spring, main, for front fork, solo	2	...	5	0	
016782	...	Spring, main, for front fork, sidecar	2	...	6	3	
010360	...	Spring, buffer, for front fork.....	2	...	1	1	
010698	...	Washer, leather, fork spring seating	4	...		3	
018538	...	Tube, fork cover, top, right, with lamp lug	1	...	8	6	
018537	...	Tube, fork cover, top, left, with lamp lug	1	...	8	6	
010703	...	Cap, for top of fork top cover tubes	2	...	1	2	
018216	...	Seat (rubber), for cover tube.....	2	...		7	
018215	...	Cap, for bottom of fork top cover tube	2	...	1	2	
018539	...	Tube fork cover, bottom.....	2	...	4	10	
000485	...	Screw, plug, oil drain, for fork slider, 1/2 in. by 1/4 in. by 26.....	2	...		1	
000203	...	Washer, fibre, for fork slider screw oil plug.....	2	...		1	
015932	...	Tube, fork damper	2	...	5	2	
010697	...	Bolt, fixing fork damper to slider 7/8 in. by 5/8 in. by 26.....	2	...		10	
010706	...	Washer, fibre, for damper tube bolt.....	2	...		1	



PART NUMBER	DESCRIPTION	OFF	£	s.	d.
-------------	-------------	-----	---	----	----

FRONT FORK—continued.

017357	... Rod, for fork damper.....	2	...	1	7
000004	... Nut, lock, top end of damper rod.....	2	...		3
016072	... Sleeve, plunger, for fork damper rod.....	2	...		6
016339	... Clip, retaining damper rod sleeve.....	2	...		1
016304	... Valve, for fork damper.....	2	...	1	0
010721	... Pin, stop, for fork damper valve.....	2	...		1
010719	... Seat, for fork damper valve.....	2	...		3
000005	... Nut, lock, for fork damper valve seat.....	2	...		3
018691	... Steering locking bar (own padlock to be used).....	1	...	1	3

STEERING DAMPER. (This is an optional extra)

016405	... Damper, steering, complete set of parts.....	1	...	15	0
017260	... Knob, control, for steering damper.....	1	...	3	6
000162	... Washer, ratchet, for steering damper knob.....	1	...		3
000195	... Washer, spring, for steering damper knob.....	1	...		4
010808	... Cap, for top of steering stem.....	1	...		6
010807	... Drawbolt, for steering damper.....	1	...	1	2
015137	... Sleeve, assembly, lower end of drawbolt.....	1	...	5	8
000073	... Nut, locking sleeve to drawbolt.....	1	...		3
000342	... Bolt, fixing sleeve assembly, $\frac{1}{4}$ in. by $\frac{1}{4}$ in. by 26.....	1	...		3
000191	... Washer, spring, for bolt 000342.....	1	...		1
000012	... Washer, plain, for bolt 000342.....	1	...		1
017008	... Plate, anchor, top position.....	1	...		9
000070	... Bolt, fixing top anchor plate, $\frac{3}{8}$ in. by $\frac{1}{4}$ in. by 26.....	1	...		3
000191	... Washer, spring, for bolt 000070.....	1	...		1
000812	... Washer, friction, for steering damper.....	2	...		10
000236	... Nut, lock, for fork crown stem (this replaces the domed lock-nut 010712 when a steering damper is fitted).....	1	...		8

HANDLEBAR

016429	... Handlebar, bare.....	1	...	1	6
018277	... Clip (half only), for handlebar lug.....	1	...		0
016947	... Screw, for handlebar clip, $\frac{1}{8}$ in. by $\frac{1}{4}$ in. by 26 (socket head).....	3	...		9

FRONT STAND

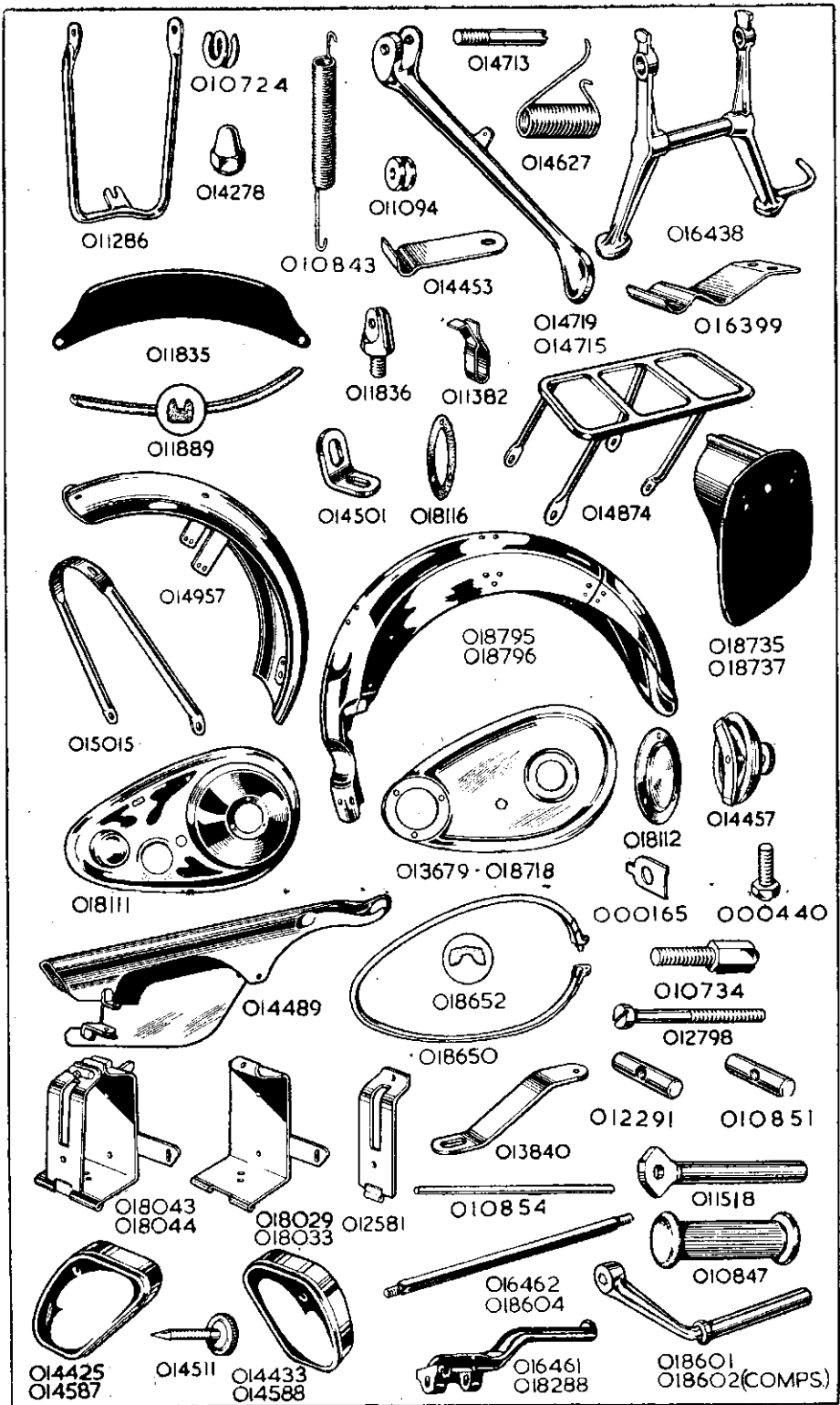
011286	... Stand, front, bare.....	1	...	8	3
010694	... Bolt, fixing front stand to slider, $1\frac{3}{8}$ in. by $\frac{5}{16}$ in. by 22.....	2	...		10
010724	... Washer, spring, for stand to slider bolt.....	2	...		2
000014	... Pin, split, for stand to slider bolt.....	2	...		1
000342	... Bolt, fixing front stand to front mudguard, $\frac{1}{4}$ in. by $\frac{1}{4}$ in. by 26.....	1	...		3
000012	... Washer, plain, for stand to mudguard bolt.....	2	...		1
000005	... Nut, front stand to mudguard bolt.....	1	...		3
014278	... Nut (domed), front stand to mudguard bolt.....	1	...		6

PROP STAND

014719	... Stand, prop, bare.....	1	...	1	0
014713	... Bolt, hinge, for prop stand, $2\frac{1}{8}$ ins. by $\frac{7}{16}$ in. by 26.....	1	...		7
014139	... Nut, for prop stand hinge bolt.....	1	...		4
000049	... Pin, split, for prop stand hinge bolt.....	1	...		1
010843	... Spring, return, for prop stand.....	1	...		7

CENTRE STAND

016438	... Stand, centre, bare.....	1	...	1	7
014626	... Bush, for centre stand, .7 in. long.....	2	...		8
014629	... Stud, hinge, for centre stand, $8\frac{1}{8}$ ins. by $\frac{7}{16}$ in. by 26.....	1	...	2	1
014630	... Spacer, central, for centre stand hinge stud, 4.2 ins. long.....	1	...		11
010912	... Washer, spigot, for centre stand hinge stud.....	2	...		4
000002	... Nut, for centre stand hinge stud.....	2	...		4
014627	... Spring, return, for centre stand.....	1	...	2	6
016399	... Spring, stop, for centre stand.....	1	...		4
000080	... Nut, for centre stand stop spring (the studs, on which these nuts fit, are listed with the "REAR FORK BRIDGE").....	2	...		1
000039	... Washer, plain, for centre stand stop spring fixing nuts.....	2	...		1



PART NUMBER	DESCRIPTION	QTY. OFF	PRICE £ s. d.
-------------	-------------	----------	---------------

FRONT MUDGUARD

014957	... Mudguard, front, bare	1	1 0 7
010795	... Bolt, fixing mudguard bridge to right fork slider, $\frac{1}{2}$ in. by $\frac{5}{16}$ in. by 22	2	1 4
000192	... Washer, spring, for bridge right fixing bolt	2	1
010624	... Stud, fixing mudguard bridge to left fork slider, also retains brake anchor stay and bracket for brake cable adjuster, $1\frac{1}{32}$ in. by $\frac{5}{16}$ in. by 26 and 22	2	4
014117	... Washer, lock, for bridge left fixing stud	2	1
000004	... Nut, for bridge left fixing stud	2	3
015015	... Stay, for front mudguard	1	4 3
010795	... Bolt, fixing front mudguard stay to fork slider, $\frac{1}{2}$ in. by $\frac{5}{16}$ in. by 22	2	4
000192	... Washer, spring, for stay to fork slider bolt	2	1
000070	... Bolt, fixing stay to front mudguard, $\frac{9}{16}$ in. by $\frac{1}{4}$ in. by 26	2	3
000191	... Washer, spring, for stay to front mudguard bolt	2	1
000012	... Washer, plain, for stay to front mudguard bolt	2	1
000005	... Nut, for stay to front mudguard bolt	2	3

REAR MUDGUARD

018796	... Rear mudguard (both portions with joint bolts)	1	3 7 6
018798	... Rear mudguard, forward portion only	1	2 6 10
018799	... Rear mudguard, rear portion only	1	1 4
018790	... Bolt, for mudguard joint	4	5
000166	... Washer, for mudguard joint bolt	4	1
014501	... Bracket, for bottom of rear mudguard	2	4
000342	... Bolt, fixing bracket to rear mudguard, $\frac{1}{8}$ in. by $\frac{1}{4}$ in. by 26	2	3
000012	... Washer, plain, for bracket fixing bolt	4	1
000005	... Nut, for bracket fixing bolt	2	3
000275	... Stud, fixing rear mudguard brackets to frame, $3\frac{9}{16}$ ins. by $\frac{5}{16}$ in. by 26	1	4
000011	... Washer, plain, for bracket fixing stud	2	1
000004	... Nut, for bracket fixing stud	2	3
000346	... Bolt, fixing rear mudguard to frame loop bridge, $1\frac{7}{16}$ in. by $\frac{1}{4}$ in. by 26	1	4
000191	... Washer, spring, for bridge fixing bolt	1	1
000005	... Nut, for bridge fixing bolt	1	3
000362	... Bolt, fixing rear mudguard to oil tank, $\frac{5}{8}$ in. by $\frac{5}{16}$ in. by 26	1	3
000192	... Washer, spring, for mudguard to oil tank bolt	1	1
000174	... Washer, plain, for mudguard to oil tank bolt	1	1
000004	... Nut, for mudguard to oil tank bolt	1	3

REAR CARRIER

014874	... Carrier, rear, bare	1	1 1 0
014521	... Front fixing bolt (replaces 018648 when carrier is fitted)	2	1 4

FRONT NUMBER PLATE

011835	... Plate, number, front	1	2 10
011836	... Stud, fixing front number plate	2	1 0
000012	... Washer, plain, front number plate stud	2	1
000005	... Nut, front number plate stud	2	3
000861	... Screw, fixing front number plate to stud, $\frac{5}{16}$ in. by 2 B.A.	2	1
011889	... Fillet, rubber, front number plate	1	5

REAR NUMBER PLATE

018737	... Plate, number, rear	1	11 6
000363	... Bolt, fixing rear number plate, $\frac{5}{8}$ in. by $\frac{5}{16}$ in. by 26	2	4
000192	... Washer, spring, rear number plate bolt	2	1

PART NUMBER	DESCRIPTION	QTY. OFF	EACH		
			£	s.	d.

FRONT CHAINCASE

018772	Chaincase, complete (comprises both halves, metal and rubber bands, clamping screw and inspection caps—NO FIXING BOLTS, SPACERS, WASHERS AND NUTS ARE INCLUDED)	1	19	6	
018718	Chaincase, back half, bare	1	10	5	
018111	Chaincase, front half, bare	1	14	10	
018650	Band, metal, for chaincase	1	6	6	
000453	Screw, clamping, chaincase metal band, 1 in. by 2 B.A.	1		3	
018652	Band, rubber, for chaincase	1	5	3	
014457	Cap, assembly, chaincase inspection (components not sold as separate spares)	1	2	2	
000580	Washer, cork, chaincase inspection cap	1		3	
018112	Cap, over clutch	1		6	
018116	Washer, cork, for clutch cap	1		2	
000450	Screw, $\frac{3}{8}$ in. by 2 B.A., round head, for clutch cap screw	3		2	
000440	Bolt, fixing chaincase to engine, $\frac{1}{2}$ in. by 0 B.A.	3		3	
000165	Washer, lock, chaincase engine bolt	3		1	

REAR CHAINGUARD

014489	Chainguard, rear, bare	1	17	3	
000350	Bolt, fixing chainguard in front, $2\frac{1}{16}$ ins. by $\frac{1}{4}$ in. by 26	1		4	
000012	Washer, plain, chainguard, front fixing bolt	2		1	
000005	Nut, for chainguard front fixing bolt	1		3	
014559	Bolt, fixing rear of chainguard, $2\frac{7}{8}$ ins. by $\frac{5}{16}$ in. by 26	1		7	
000011	Washer, plain, for chainguard rear fixing bolt	1		1	
000192	Washer, spring, for chainguard rear fixing bolt	1		1	
014560	Spacer, $1\frac{5}{16}$ in. long (located inside chainguard), on bolt 014559	1		5	
014561	Spacer, $\frac{3}{4}$ in. long (located between chainguard and frame on bolt 014559)	1		4	
000004	Nut, for chainguard bolt 014559	1		3	

BATTERY CARRIER

018043	Carrier, battery, complete with bolt, seat and nut	1	12	11	
018029	Carrier, battery, back portion only	1	10	0	
012581	Carrier, battery, front portion only	1	2	0	
010854	Pin, hinge, battery carrier front	1		3	
012798	Bolt, clamping battery carrier, $1\frac{3}{8}$ in. by $\frac{1}{4}$ in. by 26	1		6	
012291	Seat, battery carrier clamping bolt	1		4	
010851	Nut, battery carrier clamping bolt	1		7	
000004	Nut, fixing battery carrier and oil tank to front frame	3		3	
000174	Washer, plain, for battery carrier and oil tank fixing nut	3		1	
013840	Stay, battery carrier to chaincase	1		10	
000040	Screw, fixing stay to battery carrier, $\frac{1}{2}$ in. by 1 B.A.	1		1	
000012	Washer, plain, for 000040 bracket screw	1		1	
010734	Bolt, fixing battery carrier bracket to chaincase, $\frac{3}{16}$ in. by $\frac{5}{16}$ in. by 26	1		4	
000011	Washer, plain, for 010734 carrier bracket bolt	1		1	
000004	Nut, for 010734 carrier bracket bolt	1		3	

TOOL BOXES

014425	Box, tool, bare (with lid but no other fittings), left side	1	2	0	
014433	Box, tool, bare (with lid but no other fittings), right side	1	17	6	
014511	Screw, knurled, for tool box lid	2		11	
000189	Washer, spring, for tool box lid screw	2		1	
000005	Nut, for tool box lid screw	4		3	
000342	Bolt, long, fixing tool box, $1\frac{1}{16}$ in. by $\frac{1}{2}$ in. by 26	4		3	
014577	Bolt, short, fixing tool box, $\frac{7}{16}$ in. by $\frac{1}{4}$ in. by 26	2		2	
000639	Spacer, $\frac{11}{16}$ in. long for tool box long fixing bolts	4		3	
000012	Washer, plain, for tool box fixing bolt	12		1	
000005	Nut, for tool box fixing bolts	6		3	

PART NUMBER	DESCRIPTION	QTY. OFF	EACH	
			£	s. d.

FOOTRESTS

018601	... Arm, for footrest.....	2	8	4
010847	... Pad, rubber, for footrest arm.....	2	1	6
018604	... Rod, for footrests, overall length 10½ ins.	1	2	3
010924	... Spacer, 3½ ins. long, for footrest rod, between engine rear plates	1	1	1
013837	... Spacer, 1 in. long, for footrest rod, outside right plate.....	1		8
010911	... Spacer, 1½ in. long, for footrest rod, outside left plate.....	1		6
010912	... Washer, spigot, for footrest rod.....	2		3
000002	... Nut, for footrest rod.....	2		4

PILLION FOOTRESTS

011267	... Pair of pillion footrests, complete (includes all the following items)	1	10	6
011518	... Spindle, bare for pillion footrest.....	2	3	0
011599	... Bolt, hinge, for pillion footrest spindle, 1⅞ in. by ⅜ in. by 26.....	2		6
000073	... Nut, for pillion footrest hinge bolt.....	2		3
010847	... Pad, rubber, for pillion footrest spindle.....	2	1	6

TWIN SEAT

018785	... Seat, Twin.....	1	7	0	0
014919	... Screw, fixing seat at rear to loop, ⅜ in. by 2 B.A.....	2	1	0	
000039	... Washer, plain, for seat fixing screw.....	2		1	
000080	... Nut, for seat fixing screw.....	2		1	
000011	... Washer, plain, for nut fixing seat in centre.....	2		1	
000004	... Nut, fixing seat in centre.....	2		3	

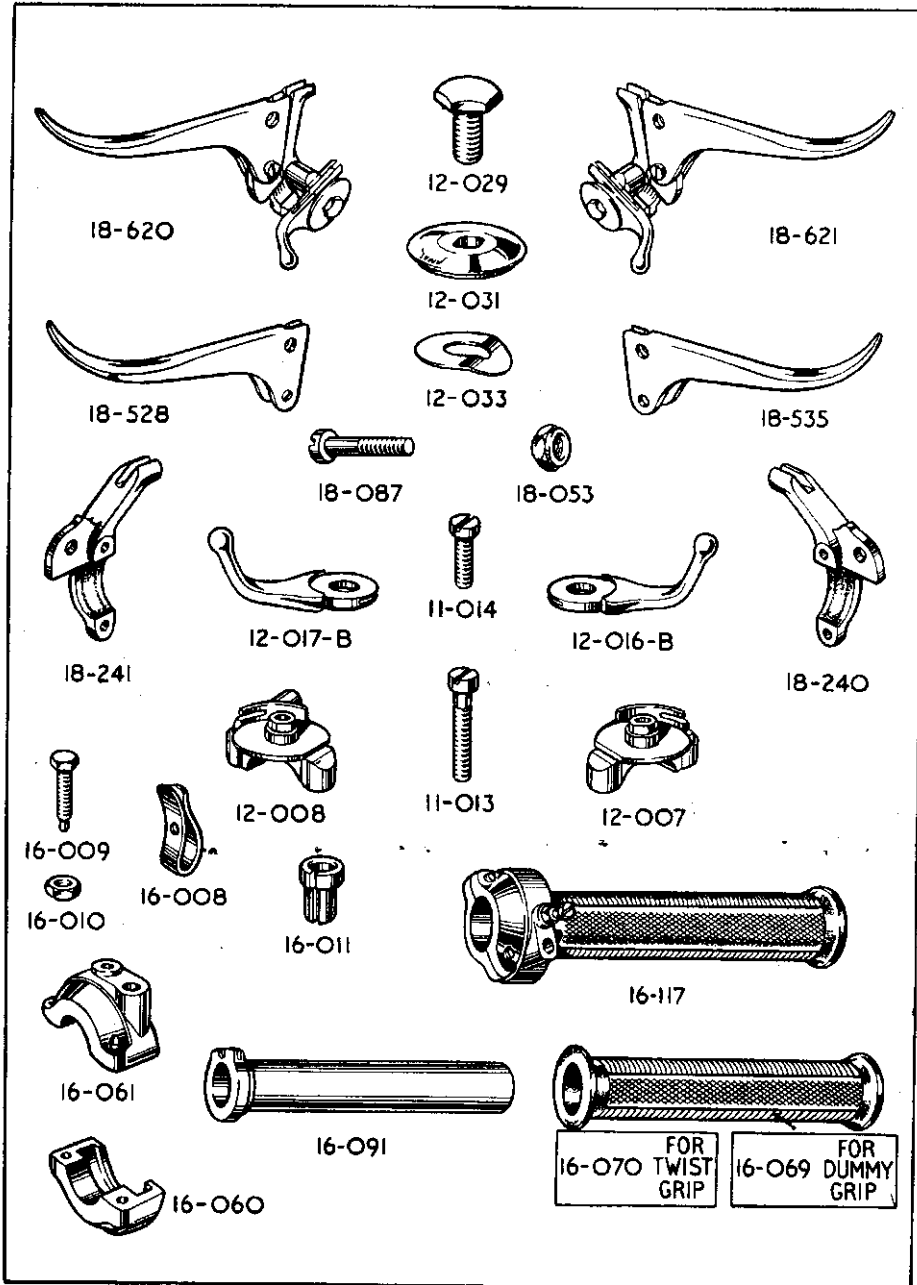
TRANSFERS

009183	... Transfer, for side of oil tank (oil level indicator).....	1		3	
009184	... Transfer, for top of oil tank (service instruction).....	1		3	
009185	... Transfer, for tool box (monogram).....	2		4	
009186	... Transfer, for front chaincase (oil level indicator).....	1		3	
009187	... Transfer, for front chaincase (patent).....	1		1	
009194	... Transfer, for rear mudguard ("A.J.S.").....	1		6	
009192	... Transfer, for front forks (patent).....	1		6	
009195	... Transfer, for petrol tank (reserve).....	1		3	
009198	... Transfer, for side of oil tank (oil top level indicator).....	1		2	
009196	... Transfer, for forks ("Made in England").....	1		1	
009197	... Transfer, for rear fork hinge (patent).....	1		1	
018091	... Complete set of transfers.....	1	3	1	

DUMMY GRIP

16-069	... Grip, rubber, dummy.....	1	1	6*	
--------	------------------------------	---	---	----	--

WHEN ORDERING SPARES, IF IN DOUBT REGARDING THE NAMES
 AND PART NUMBERS OF THE PARTS YOU REQUIRE, PLEASE
 SEND THE OLD PARTS TO SERVE AS PATTERNS.



PART NUMBER	DESCRIPTION	QTY. OFF	EACH		
			£	s.	d.

TWIST GRIP

16-117	... Twist grip, complete assembly	1	10	6*	
16-070	... Grip, rubber, for twist grip	1	1	0*	
16-091	... Rotor, and sleeve, for twist grip (does not include rubber grip) ...	1	3	6*	
16-060	... Body, twist grip, top (plain clip)	1	3	0*	
16-061	... Body, twist grip, bottom (for friction spring)	1	3	0*	
11-013	... Screw, long, clamping twist grip body	1	3	*	
11-014	... Screw, short, clamping twist grip body	1	3	*	
16-008	... Spring, friction, for twist grip	1	9	*	
16-009	... Screw, for twist grip friction spring	1	6	*	
16-010	... Nut, for twist grip friction spring screw	1	2	*	
16-011	... Stop, for twist grip (throttle) cable	1	6	*	

CLUTCH AND IGNITION CONTROL LEVERS

18-620	... Lever, assembly, clutch and ignition	1	18	9*	
18-528	... Lever only, clutch	1	5	3*	
12-017-B	... Lever only, ignition	1	3	9*	
18-241	... Bracket, for clutch lever	1	5	3*	
12-008	... Bracket, for ignition lever	2	9	*	
11-013	... Screw, long, clamping clutch and ignition brackets	1	3	*	
11-014	... Screw, short, clamping clutch and ignition brackets	1	3	*	
18-087	... Pin, fulcrum, for clutch lever	1	3	*	
18-053	... Nut, clutch lever fulcrum pin	1	3	*	
12-029	... Bolt, central, for ignition lever	1	3	*	
12-031	... Cap, for ignition lever	1	8	*	
12-033	... Washer, spring, for ignition lever	1	2	*	

BRAKE AND AIR CONTROL LEVERS

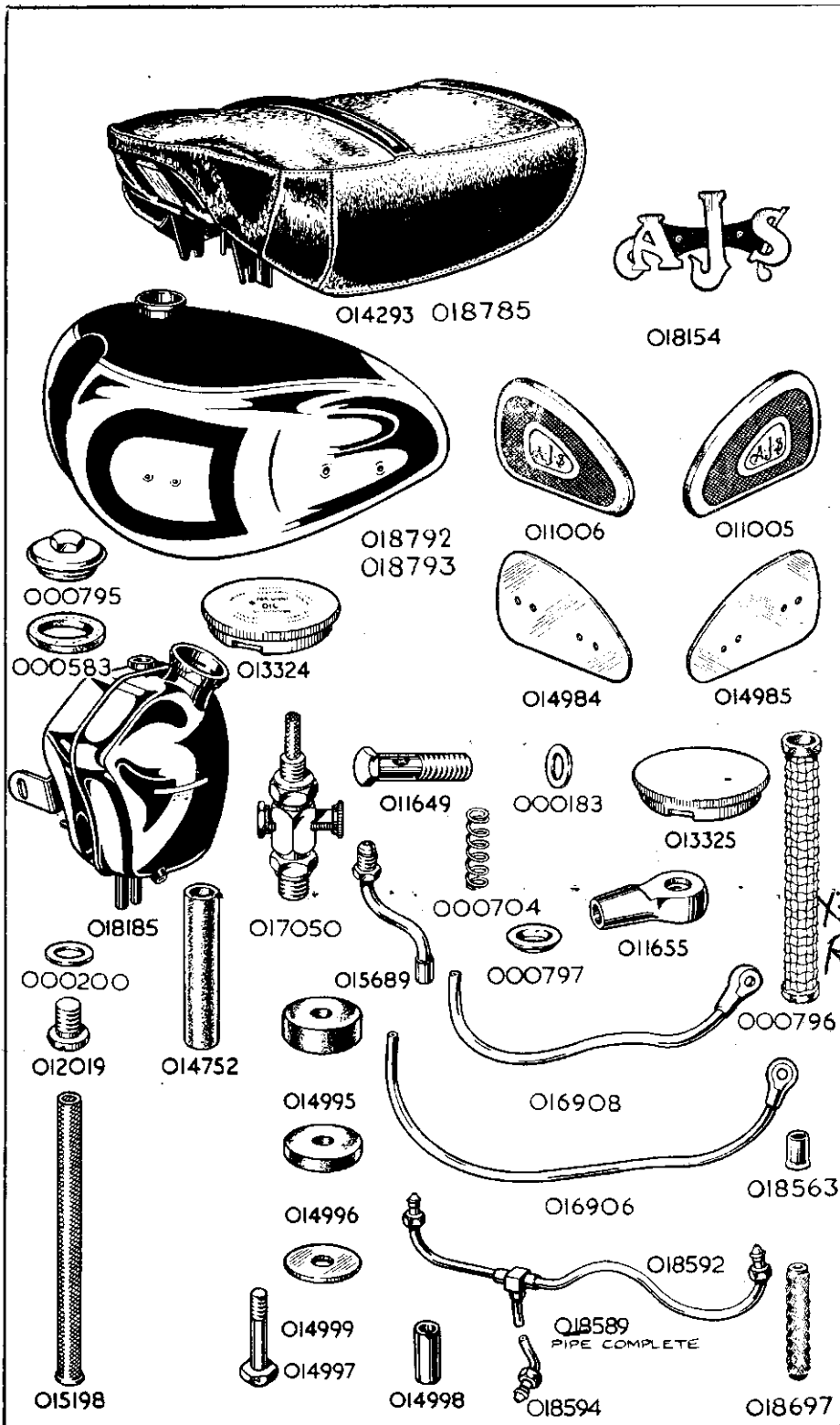
18-621	... Lever, assembly, brake and air	1	18	9*	
18-535	... Lever, only, brake	1	5	3*	
12-016-B	... Lever, only, air	1	3	9*	
18-240	... Bracket, for brake lever	1	5	3*	
12-007	... Bracket, for air lever	2	9	*	
11-013	... Screw, long, clamping brake and air brackets	1	3	*	
11-014	... Screw, short, clamping brake and air brackets	1	3	*	
18-087	... Pin, fulcrum, for brake lever	1	3	*	
18-053	... Nut, brake lever fulcrum pin	1	3	*	
12-029	... Bolt, central, for air lever	1	3	*	
12-031	... Cap, for air lever	1	8	*	
12-033	... Washer, spring, for air lever	1	2	*	

FRONT BRAKE CABLE

013178	... Cable, complete, assembled, front brake	1	6	3	
000530-40 $\frac{7}{8}$... Wire, inner, front brake, 40 $\frac{7}{8}$ ins. finished length	1	1	2	
017240	... Nipple, brake end, for brake inner wire	1	3		
017238	... Nipple, handlebar end, for brake inner wire	1	3		
000529-26	... Casing, outer, front brake, 26 ins. long	1	1	2	
000531	... Ferrule, front brake outer casing	2	1		
011348	... Adjuster, front brake cable	1	2	0	
017217	... Nut, lock, front brake cable adjuster	1	6		
017049	... End, yoke, front brake cable	1	4		
000736	... Pin, for yoke end, front brake cable	1	4		
000014	... Pin, split, for front brake cable yoke and pin	1	1		
012478	... Sleeve, rubber, for front brake cable inner wire	1	5		

CLUTCH CABLE

018141	... Cable, complete, assembled, clutch	1	6	4	
000530-43 $\frac{1}{2}$... Wire, inner, clutch, 43 $\frac{1}{2}$ ins. finished length	1	1	2	
017241	... Nipple, gearbox end, clutch inner wire	1	1		
017238	... Nipple, handlebar end, clutch inner wire	1	3		
000529-39 $\frac{1}{2}$... Casing, outer, clutch, 39 $\frac{1}{2}$ ins. long	1	2	5	
000531	... Ferrule, clutch outer casing	2	1		
014225	... Adjuster, clutch cable	1	2		
011373	... Nut, lock, clutch cable adjuster	1	3		



PART NUMBER	DESCRIPTION	QTY. OFF	EACH £ s. d.
-------------	-------------	----------	--------------

THROTTLE CONTROL CABLE

017262	Cable, complete, assembled, throttle	1	5 3
000535-39 $\frac{1}{8}$	Wire, inner, throttle, 39 $\frac{1}{8}$ ins. finished length	1	1 1
017242	Nipple, carburetter end, throttle inner wire	1	2
017266	Nipple, handlebar end, throttle inner wire	1	2
000526-36 $\frac{1}{2}$	Casing, outer, throttle, 36 $\frac{1}{2}$ ins. finished length	1	2 5
000528	Ferrule, throttle outer casing	2	1

AIR CONTROL CABLE

017263	Cable, complete, assembled, air	1	5 3
000527-32 $\frac{1}{8}$	Wire, inner, air, 32 $\frac{1}{8}$ ins. finished length	1	1 1
017242	Nipple, carburetter end, air inner wire	1	2
017266	Nipple, handlebar end, air inner wire	1	2
000526-28 $\frac{1}{2}$	Casing, outer, air, 28 $\frac{1}{2}$ ins. finished length	1	2 0
000528	Ferrule, air, outer casing	2	1

IGNITION CONTROL CABLE

018749	Cable, complete, assembled ignition	1	6 0
000527-37 $\frac{1}{2}$	Wire, inner, ignition, finished length 37 $\frac{1}{2}$ ins.	1	1 1
017379	Nipple, magneto end, ignition inner wire	1	6
017266	Nipple, handlebar end, ignition inner wire	1	2
000526-34 $\frac{7}{8}$	Casing, outer, ignition, 34 $\frac{7}{8}$ ins. long	1	2 2
000528	Ferrule, ignition outer casing	2	1
458731	Cap, rubber, cable entry to magneto	1	7*
458727	Cap, metal, cable entry to magneto	1	3 2*
163343	Washer, fibre, for cable entry metal cap	1	1*
454969	Plunger, for ignition cable	1	1 2*
458732	Spring, return, for ignition cable	1	3*

PETROL TANK

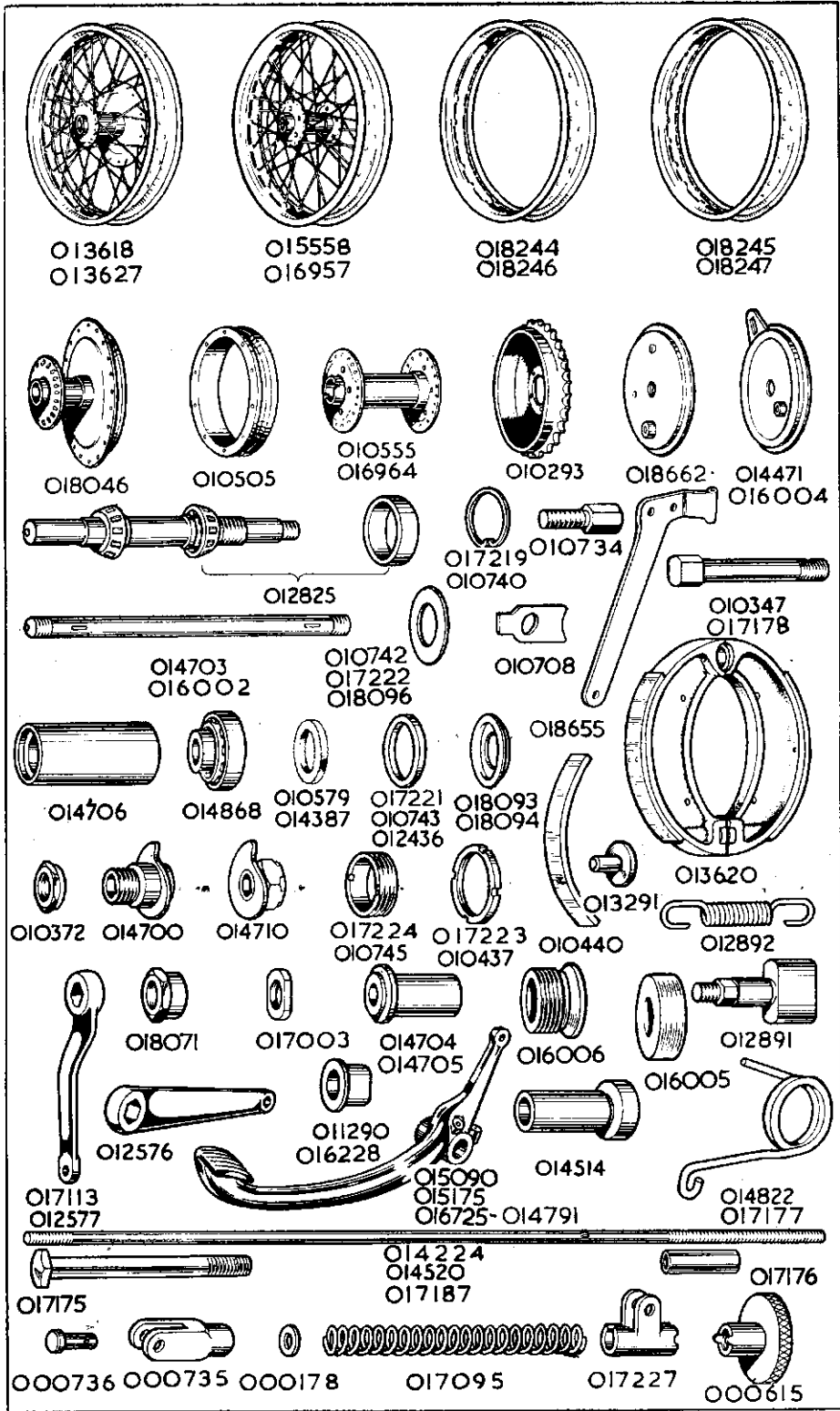
018793	Tank, petrol, bare, enamelled, Home Models	1	7 14 0
018792	Tank, petrol, bare, plated, Export Models	1	10 4 0
018154	Letters A.J.S. Home Models	2	8 7
016318	Tank badge, Export Models	2	5 0
000151	Screw, fixing tank emblem, $\frac{7}{8}$ in. by 3 B.A.	4	2

PETROL TANK FITTINGS

013325	Cap, filler, for petrol tank	1	5 4
017050	Tap, for petrol feed, with filter	2	4 11
000200	Washer, fibre, for petrol feed tap	2	3
010906	Grip, knee, left hand side	1	4 1
010907	Grip, knee, right hand side	1	4 1
010908	Plate, for left hand knee grip	1	10
010909	Plate, for right hand knee grip	1	10
000070	Bolt, fixing knee grip plate, $\frac{9}{16}$ in. by $\frac{1}{4}$ in. by 26	4	3
000639	Spacer, $\frac{11}{16}$ in. long, for knee grip plate bolts	4	3

PETROL TANK FIXING BOLTS

014997	Bolt, fixing tank, all positions, $1\frac{1}{4}$ in. by $\frac{5}{16}$ in. by 26	4	8
014998	Sleeve, $\frac{13}{16}$ in. long, for tank fixing bolts	4	2
014995	Pad, rubber, thick ($\frac{5}{8}$ in.) for tank fixing bolts in front right and both rear positions	3	4
014996	Pad, rubber, thin ($\frac{3}{16}$ in.), for all tank fixing bolts (three used on front left bolt)	6	2
014999	Washer, metal, $1\frac{1}{4}$ in. diameter, plain, for tank fixing bolts	4	3
017051	Wire, copper, 5 feet by 20 S.W.G.	1	3



PAKI NUMBER	DESCRIPTION	QTY. OFF	EACH £ s. d.
OIL TANK			
018185	Tank, oil, bare	1	12 11
013324	Cap, filler, oil tank	1	5 4
012019	Plug, drain, for oil tank	1	4
000200	Washer, fibre, oil tank drain plug	1	3
000796	Filter, felt, for oil tank	1	4 1
000704	Spring, for oil tank felt filter	1	6
000797	Cap, metal, dished, for oil tank felt filter	1	4
000795	Cap, screwed, oil tank filter compartment	1	2 5
000583	Washer, cork, filter compartment cap	1	3
<i>For the nuts and washers that retain the oil tank (and the Battery Carrier) to the main frame, see " Battery Carrier " Group.</i>			
<i>For the bolt, washer, and nut fixing the oil tank bracket to the rear mudguard, see " Rear Mudguard " Group.</i>			
PETROL PIPE			
018589	Pipe, assembled, for petrol feed	1	12 6
018592	Pipe, top part only	1	8 4
018594	Pipe, bottom part only	1	2 4
018697	Petrol flex connection, 1 $\frac{1}{8}$ ins. long	1	6
018563	Ferrules for connection	2	4
OIL PIPES			
016906	Pipe, oil feed assembly	1	11 6
016908	Pipe, oil return, engine end (long)	1	10 6
015689	Pipe, oil, return	1	3 6
011655	Union, banjo, feed and return oil pipes	2	4 6
011649	Pin, banjo, retaining feed and return oil pipes to engine	2	2 0
000183	Washer, fibre, for oil pipe banjo	4	3
014752	Connection, rubber, for feed and return oil pipes	2	5
015198	Filter, metal gauze, for oil feed pipe	1	1 8
015138	Pipe, vent, metal	1	2 3
014936	Hose, from oil tank to metal vent pipe	1	9
FRONT WHEEL			
<i>The complete wheel listed below comprises:—Rim, spokes, nipples, hub, grease nipple, all bearings, and all brake parts including cover plate and expander lever, but does not include the tyre.</i>			
018773	Wheel, front, complete with all fittings, Home Models	1	9 12 5
<i>The bare wheel listed below comprises:—Rim, spokes, nipples and hub.</i>			
013618	Wheel, front, bare, less all fittings, Home Models	1	4 4 4
018244	Rim, front, 49 ins. by 2 $\frac{1}{2}$ ins., Home Models	1	4 14 9
018789	Wheel, front, with all fittings, chrome rim, black centre, Export Models	1	10 2 5
018845	Wheel, front bare, Export Models	1	4 14 4
012217	Rim, front, chrome black centre, Export Models	1	1 8 1
<i>All other parts as Home Models.</i>			
011018	Spoke, front left, 5 $\frac{3}{8}$ ins. by 8 G by 10 G	20	3
011014	Spoke, front, right, 8 $\frac{1}{8}$ ins. by 9 G by 11 G	20	3
011017	Nipple, front, left, .225 in. by 10 G	20	1
011016	Nipple, front, right, .225 in. by 11 G	20	1
018046	Hub, front wheel, shell only with brake drum	1	2 5 5
000051	Nipple, grease, for front wheel hub	1	5
011090	Tape, for 19 ins. by 2 $\frac{1}{2}$ ins. rim	1	1 9*
FRONT WHEEL BEARINGS			
012825	Spindle, with roller bearings, for front wheel	1	15 6
010579	Oil-seal, for front hub bearings	2	5
017219	Ring, spring, locating front hub bearings	1	3
018093	Cup, for front hub bearing oil-seal	1	3
017221	Ring, spacing, for front hub bearing oil-seal	1	6
018096	Ring, retaining front hub bearing oil-seals	3	1
017223	Nut, lock, for front hub bearing adjusting ring	1	2 0
017224	Ring, adjusting, for front hub bearing	1	2 5
017003	Nut, locating front brake cover plate	1	4
017222	Washer, locating, front brake cover plate	1	3
018071	Nut, outside, securing front brake cover plate	1	2 2
000001	Nut, front wheel spindle, left side	1	4
000008	Washer, plain, front wheel spindle, left side	1	1

REAR WHEEL

The complete wheel listed below comprises:—

Rim, spokes, nipples, hub, grease nipple and all bearings assembled, but does NOT include the centre solid spindle, washers, spacers, nuts, brake parts, sprocket and brake drum, speedometer drive and tyre.

015566 ... Wheel, rear, complete, with all fittings, Home Models..... 1 ... 5 14 5

The bare wheel listed below comprises:—

Rim, spokes, nipples and hub.

015558 ... Wheel, rear, bare, less all fittings, Home Models..... 1 ... 3 18 11
018245 ... Rim, rear, 19 ins. by 2½ ins., Home Models..... 1 ... 19 9
018846 ... Wheel, rear, with all fittings, chrome rim, black centre, Export Models 1 ... 6 4 5
018847 ... Wheel, rear, bare, Export Models 1 ... 4 8 11
012218 ... Rim, rear, chrome, black centre, Export Models..... 1 ... 1 8 1
011012 ... Spoke, rear, left or right, 8½ ins. by 7 G by 9 G..... 40 ... 3
011013 ... Nipple, rear, left or right, .250 in. by 9 G..... 40 ... 1
016964 ... Hub, rear wheel, shell only 1 ... 2 5 7
000051 ... Nipple, grease, for rear wheel hub..... 1 ... 5
011090 ... Tape, for 19 ins. rear rim 1 ... 1 9*

REAR WHEEL BEARINGS

014868 ... Bearings, roller, for rear hub (only sold as a complete bearing) ... 2 ... 12 4
014387 ... Oil-seal, for rear hub bearings 2 ... 4
010740 ... Ring, spring, locating rear hub bearings 1 ... 3
018094 ... Cup, for rear hub bearing oil-seal 1 ... 4
010743 ... Ring, spacing, for rear hub bearing oil-seal 1 ... 11
018095 ... Ring, retaining rear hub bearing oil-seals 3 ... 1
012436 ... Collar, spacing, between bearing and rear hub bearing oil-seal ... 2 ... 9
014706 ... Spacer, 2¼ ins. long between the two bearings of rear hub 1 ... 2 6
010745 ... Ring, adjusting, for rear hub bearing 1 ... 2 5
010437 ... Nut, lock, for rear hub bearing adjusting ring 1 ... 2 0
014703 ... Spindle, centre, solid, for rear wheel 1 ... 8 6
014705 ... Spacer, 1¼ in. long, on rear wheel solid spindle, for speedometer gearbox 1 ... 2 7
010372 ... Nut, locking, speedometer gearbox 1 ... 7
014704 ... Sleeve, on rear wheel solid spindle, locating brake cover plate..... 1 ... 3 3
014700 ... Cam, on rear wheel solid spindle, right side 1 ... 5 10
014710 ... Cam, on rear wheel solid spindle, left side 1 ... 4 11
000573 ... Key, on rear wheel solid spindle, locating cams..... 2 ... 4
011290 ... Collar, on rear wheel solid spindle (abuts against fork end) 2 ... 1 4
014869 ... Nut, for rear wheel solid spindle..... 2 ... 6

FRONT BRAKE

010505 ... Drum, front brake 1 ... 17 11
000140 ... Screw, fixing front brake drum to hub shell, ⅝ in. by 1 B.A..... 10 ... 3
018662 ... Plate, cover, front brake 1 ... 1 13 4
018655 ... Stay, front brake cover plate anchor 1 ... 6 6
014807 ... Bolt, fixing anchor stay to front cover plate, ⅝ in. by ⅝ in. by 26..... 1 ... 3
014119 ... Washer, special, for anchor stay bolt 1 ... 1
018070 ... Pin, fulcrum, for brake shoes..... 1 ... 7
000010 ... Washer, plain (inner for pin)..... 1 ... 1
000011 ... Washer, plain (outer for pin)..... 1 ... 1
000004 ... Nut, for brake fulcrum pin..... 1 ... 3
013620 ... Shoes, pair of, for front brake, with brake linings and thrust pins (only supplied in pairs).....per pair 1 ... 1 0 6
013291 ... Pin, thrust, brake expander adjusting 2 ... 9
000174 ... Washer, plain, for thrust pin..... R ... 1
010440 ... Linings, brake, per pair of, less rivets..... 1 ... 4 0
000113 ... Rivets, for brake linings, per set of..... 12 ... 2
012892 ... Spring, for brake shoes 2 ... 4
012891 ... Expander, for brake shoes 1 ... 4 1
012576 ... Lever, for front brake shoe expander 1 ... 2 6
000051 ... Nipple, grease, for brake shoe expander 1 ... 5
000174 ... Washer, plain, for brake shoe expander..... 1 ... 1
000004 ... Nut, for brake shoe expander..... 1 ... 3

PART NUMBER	DESCRIPTION	QTY. OFF	EACH £. s. d.
REAR BRAKE			
010293	... Sprocket and brake drum, for rear wheel, 42 teeth, five hole fixing	1	15 0
010734	... Bolt, retaining sprocket to rear hub, $\frac{35}{8}$ in. by $\frac{5}{16}$ in. by 26	5	4
010708	... Washer, lock, for rear sprocket retaining bolt	5	1
000011	... Washer, plain, for rear sprocket retaining bolt	5	1
000074	... Nut, for rear sprocket retaining bolt	5	3
014471	... Plate, cover, rear brake	1	15 0
010347	... Bolt, anchor, rear brake cover plate, $2\frac{17}{8}$ ins. by $\frac{3}{8}$ in. by 26, with square head	1	2 0
000003	... Nut, for rear brake cover plate anchor bolt	1	3
000006	... Pin, split, for rear brake anchor bolt	1	1
013620	... Shoes, pair of, for rear brake, with brake linings and thrust pins (only supplied in pairs) per pair	1	1 0 6
013291	... Pin, thrust, brake, expander adjusting	2	9
000174	... Washer, plain, for thrust pin	R	1
010440	... Linings, brake, per pair of, less rivets	1	4 0
000113	... Rivets, for brake linings per set of 12	12	2
012892	... Spring, for brake shoes	2	4
012891	... Expander, for brake shoes	1	4 1
017113	... Lever, for rear brake shoe expander	1	2 6
000051	... Nipple, grease, for brake shoe expander	1	5
000174	... Washer, plain, for brake shoe expander	1	1
000004	... Nut, for brake shoe expander	1	3

REAR BRAKE OPERATING PARTS

014791	... Pedal, foot, for rear brake	1	17 3
014514	... Bush, for rear brake foot pedal	1	1 0
000051	... Nipple, grease, for rear brake foot pedal	1	5
014822	... Spring, return, rear brake foot pedal	1	7
000344	... Bolt, adjusting, rear brake foot pedal, $\frac{31}{32}$ in. by $\frac{1}{2}$ in. by 26	1	3
000005	... Nut, for rear brake, foot pedal adjusting bolt	1	3
014520	... Rod, bare, rear brake	1	1 9
000735	... End, yoke, for front end of brake rod	1	1 4
000736	... Pin, for brake rod yoke end	1	4
000014	... Pin, split, for brake rod yoke end pin	1	1
017095	... Spring, for brake rod	1	4
000178	... Collar, for brake rod, spring	1	1
017227	... Clip, adjusting, for rear end of brake rod	1	2 5
000736	... Pin, for brake rod adjusting clip	1	4
000014	... Pin, split, for brake rod adjusting clip pin	1	1
000615	... Nut, adjusting, for rear brake rod	1	2 10

VOLTAGE REGULATOR

015087	... Regulator, complete unit, type MCR2 (Lucas No. 37097-B)	1	2 0 0*
000342	... Bolt, fixing regulator unit $\frac{11}{16}$ in. by $\frac{1}{2}$ in. by 26	2	3
011094	... Grummet, or bush, rubber, for regulator fixing bolt	2	4
000012	... Washer, plain, for regulator fixing bolt	4	1
018160	... Nut, for regulator fixing bolt	2	1

THE PRICES OF SPARES DO NOT
INCLUDE THE COST OF CARRIAGE

PART NUMBER	DESCRIPTION	QTY. OFF	EACH		
			£	s.	d.

BATTERY

011255	... Battery, with lid, dry and uncharged. This is a battery that has NOT been filled with electrolyte (acid) and is, of course, not charged. It requires no special packing, and can safely be packed with other goods. (Lucas No. PUW-7E-4). (We do not supply charged batteries—for such apply to nearest Lucas Service Station)	1	...	2	2	6*
S-2171	... Lid, only, with rubber pads for battery	1	...	2	0	0*

HEAD LAMP

018151	... Lamp, head, type SSU-700-P-1, with bulbs, ammeter and switch (no cable harness) (Lucas No. 51103A)	1	...	5	2	6*
553248	... Rim, bare, for head lamp	1	...	12	6	6*
553925	... Light unit (glass and reflector)	1	...	14	6	6*
555005	... Adaptor (bulb holder)	1	...	8	0	6*
516386	... Glass, for pilot light	1	...	1	6	6*
130251	... Screw, fixing panel to head lamp	3	...			3*
185026	... Washer, spring, for panel fixing screw	3	...			1*
516183	... Fillet, rubber, for head lamp panel	1	...			3*
112201	... Bolt, fixing head lamp to bracket	2	...	1		3*
137141	... Washer, plain, for head lamp fixing bolts	2	...			4*

See ELECTRICAL SUNDRIES for Ammeter, Switch, Cable Harness and Bulbs.

REAR LAMP

018760	... Lamp, rear, with bulb, Lucas type 525 (53269-A)	1	...	1	5	0*
573819	... Window cover, red, for rear lamp	1	...	7	0	6*
573814	... Rubber gasket, for window cover	1	...			6*
572072	... Screw, retaining lamp window cover	2	...			4*
166014	... Nut, retaining body to rear number plate	2	...			1
188330	... Spring washer, under nut rear number plate	2	...			1/2
860428	... Rear lamp wires, with contact disc, spring and paxolin washer	1	...	3	0	6*
573825	... Rubber cap, covering wire entry	1	...			6*

STOP LIGHT PARTS (Optional Extra)

018720	... Stop light switch	1	...	7	0	6*
018727	... Pull off, spring for switch	1	...			9
018763	... Bracket, for switch	1	...			8
018764	... Clip, for pull off spring	1	...			5
000738	... Screw, securing switch and spring clip	3	...			3
000739	... Nut, for screw switch and spring clip	3	...			3
000039	... Washer, for spring clip screw	2	...			1
000073	... Nut, securing switch bracket	1	...			3
000010	... Washer, for nut switch bracket	1	...			1
011907	... Extra rubber cable clips	3	...			2
011908	... Extra rubber cable clips	2	...			2
014453	... Metal cable clip	1	...			3
011382	... Metal cable clip, to side of mudguard	3	...			2
018866	... Cable, 6ft (switch to lamp and battery)	1	...	1		6*
900269	... Snap connector	1	...			2
018855	... Complete kit of parts for stop light conversion	1	...	10		0

HORN

015257	... Horn, type HF 1234, with bracket. Lucas replacement number is 069225, but hole in bracket must be opened out to $\frac{1}{4}$ in. diameter	1	...	1	19	0*
015245	... Bracket, only, for horn (see note above re opening out hole)	1	...	3	3	3*

PART NUMBER	DESCRIPTION	QTY. OFF	PRICE £ s. d.
ELECTRICAL SUNDRIES			
36084	... Ammeter, for head lamp panel.....	1	8 9*
351551	... Switch, main lighting, for head lamp panel	1	10 6*
351567	... Handle, with screw, for main lighting switch	1	3 0*
380521	... Switch, dipping, for handlebar	1	6 6*
016427	... Switch, horn, for handlebar (Lucas No. 76209).....	1	3 9*
997831	... Cable harness, main lighting (no dip switch wire, no horn wire, no regulator wires)	1	15 0*
858795	... Cable harness, triple, for dipping switch	1	4 0*
860596	... Cable harness, for regulator	1	6 0*
359218	... Cable, for horn	1	1 0*
016681	... Sheath, for horn cable	1	5
016682	... Sheath, for dynamo cable	1	3
000543	... Cable, high tension, for sparking plug, price per foot.....	R	10
000541	... Terminal, for high tension cable	2	3
000540	... Terminal, for earth cables	2	2
900269	... Connector, snap, for rear lamp cable	1	2*
900260	... Connector, snap, for regulator to ammeter cable.....	1	2*
571395	... Connector, screwed, for battery positive cable.....	1	9*
011094	... Bush, rubber, fits in rear mudguard, for rear lamp cable.....	1	4
312	... Bulb, head lamp, main, 6 volt, 30 by 24 watts.	1	5 6*
	Plus Purchase Tax	—	1 3*
988	... Bulb, head lamp, pilot, 6 volt, 3 watts.	1	1 6*
	Plus Purchase Tax	—	4*
352	... Bulb, rear lamp, 6 volt, 18 and 3 watt double contact.....	1	3 9*
	Plus Purchase Tax	—	10*
015538	... Plug, sparking, KLG, type FE-80	2	5 0*
CABLE CLIPS			
011907	... Clip, rubber, 1½ in.	4	2
011908	... Clip, rubber, 3 ins.	3	2
018220	... Clip, rubber, 4¾ ins.	5	2
014453	... Clip, metal, holding rear lamp wire inside mudguard	1	3
011382	... Clip, metal, holding rear lamp cable to mudguard edge	3	2
SPEEDOMETER			
S-480-3-L	... Head, only, speedometer, trip, 120 M.P.H.	1	3 10 0*
S-480-7-L	... Head, only, speedometer, trip, 180 K.P.H.	1	3 10 0*
54279-1	... Set of bulb holding parts for head	1	5 0*
53205	... Bulb, 6 volts, 1.8 watts, M.B.C. for head	1	1 6*
	Plus Purchase Tax	—	4*
N-1253	... Nut, fixing speedometer head to bracket	2	2*
000012	... Washer, plain, spacing, for head	2	1
WV-7216	... Washer, spring, speedometer bracket nut.....	2	1*
53395-1-65	... Cable, speedometer drive, complete	1	1 2 6*
52108-1-65	... Cable, speedometer drive, inner only	1	11 3*
53398-1-65	... Cable, speedometer drive, outer only.....	1	11 3*
011392	... Clip, for speedometer drive, cable	1	3
000450	... Screw, fixing speedometer cable clip, ⅜ in. by 2 B.A.....	1	1
000190	... Washer, spring, for cable clip screw	1	1
52283-5	... Gearbox, speedometer, complete	1	2 2 6*
016945	... Bracket, for speedometer head.....	1	7
000362	... Bolt, fixing speedometer head to forks, ⅝ in. by ⅞ in. by 26	1	3
000011	... Washer, plain, speedometer bracket bolt	1	1
000192	... Washer, spring, speedometer bracket bolt.....	1	1
VARIOUS EQUIPMENT			
018691	... Bar, locking, for fork crown	1	1 3
016344	... Set of Pannier bags, with frames and fixing bolts, washers and nuts	1	6 6 0*
	Plus Purchase Tax	—	2 9 4*
011957	... "TEKALL" Rust preventative ½ pint	R	2 0*
011958	... "TEKALL" Rust preventative 1 pint	R	3 0*
CM-25	... Instruction Manual	R	2 6*
B-A-H	... Badge, monogram, A·J·S, for button hole	R	1 6*
B-A-T	... Badge, monogram, A·J·S, for tie	R	1 6*
B-A-B	... Badge, monogram, A·J·S, for brooch fixing	R	1 6*

PART
NUMBER

DESCRIPTION

PRICE
OFF £ s. d.

COMPLETE TOOL KITS

018780	... Tool kit, complete, with tyre inflator.....	1	...	2	13	8
018781	... Tool kit, complete, less tyre inflator	1	...	2	6	2

The following comprise "TOOL KIT, COMPLETE, WITH TYRE INFLATOR," and is included as part of every motor cycle.

TOOLS

017253	... Bag for tools.....	1	...	4	1	
017256	... Screwdriver	1	...	2	9	
017248	... Pliers, side cutting	1	...	3	10	
011188	... Pliers, for gudgeon pin circlips.....	1	...	1	7	
017246	... Gun, grease	1	...	6	1	
017114	... Inflator, tyre.....	1	...	7	6	
017007	... Lever, tyre.....	1	...	1	7	
017052	... Spanner, double end, $\frac{3}{16}$ in. by $\frac{1}{4}$ in.....	1	...	2	5	
017053	... Spanner, double end, $\frac{5}{16}$ in. by $\frac{3}{8}$ in.....	1	...	3	8	
018178	... Spanner, double end, 1.011 in. by 1.2 in.....	1	...	1	6	
017257	... Spanner, double end, $\frac{3}{16}$ in. by .375 in.....	1	...	1	4	
017252	... Spanner, box, with tommy, for sparking plug.....	1	...	1	7	
017249	... Wrench, adjustable.....	1	...	9	0	
015023	... Spanner, double end, with gauge, for contacts (Lucas No. 415116)	1	...		7*	
015264	... Spanner, single end, for rocker clamping bolts.....	1	...	4		
015213	... Spanner, box, for cylinder head nuts	1	...	1	8	
017254	... Spanner, clutch spring adjustment.....	1	...		10	
018153	... Spanner, for petrol tap.....	1	...	7		
018055	... Key, for handlebar clip screws and rocker cap screws.....	1	...	7		
018667	... Key, for fork tube pinch screw	1	...	1	6	

SPECIAL TOOLS

011381	... Holder, valve, for valve grinding	1	...		10	
015273	... Extractor, for timing pinion and magneto gear	1	...	4	6	
015374	... Extractor, for camshaft gears	1	...	4	6	
015955	... Disc, timing (see Instruction Manual)	1	...	3	6	

The above tools are NOT INCLUDED in the equipment of a new motor cycle.

SERVICE

The Service and Repair Department is situated in **Burrage Grove, Plumstead, London, S.E.18.** **Burrage Grove** is the first turning on the left from Burrage Road when entering Burrage Road from the Plumstead Road. (See final paragraph below.)

The nearest Railway Station is **WOOLWICH ARSENAL, SOUTHERN REGION RAILWAY.** This Station is five minutes' walk from our Service Depot in Burrage Grove. There is an excellent service of electric trains from Charing Cross, Waterloo, Cannon Street and London Bridge Stations, Southern Region Railway.

Bus routes 53, 54, 163, 99, 122, 122a, 177 and Trolleybus routes, 696 and 698, pass the end of Burrage Road (one minute from the Service Depot).

Bus routes 21a, 75 and 161 serve **Beresford Square** which is three minutes' walk from the **Service and Repair Department.**

Visitors from the North can pass into Woolwich via the Free Ferry between North Woolwich and Woolwich. North Woolwich is a British Railways terminus and is also served by Bus and Trolleybus routes 101, 569, 669 and 685. There is also a tunnel under the River Thames at this point for foot passengers. The Free Ferry accommodates all types of motor vehicles and there is a very frequent service. The Southern landing stage is less than a mile from the Service Depot.

Visitors arriving by road, if they are strangers to the locality, should enquire for **Beresford Square, Woolwich.** Upon arrival there, the road skirting the Royal Arsenal should be followed in an Easterly direction for about four hundred yards, and Burrage Road is the second turning on the right after leaving the square. Burrage Grove is then the first turning on the left.

DETAILED INDEX

	Page		Page
BRAKES	40-41	HANDLEBAR	29
CARBURETTOR	12-14	LEVERS (Control)	33-35
CABLES (Control)	35-37	OFFICE INFORMATION	
CARRIER	21	Guarantee	2
ELECTRICAL		How to order parts	2
Battery	42	Instruction Book	2
Battery carrier	32	Repairs	5
Cable clips	43	Service	2
Dynamo	14	Terms of Business	2
Horn	42	PIPES	
Lamp, Head	42	Exhaust	17
Lamp, Rear	42	Oil	29
Magneto	14	Petrol	39
Solenoid	43	SEATS	33
Voltage Regulator	41	SERVICE	
ENGINE	5 to 10	How to reach Factory	44
ENGINE PLATES	15	SILENCERS	17
FOOTRESTS	33	SPEEDOMETER	43
FORKS (Front)	27	STANDS	29
FORKS (Rear)	26	TANKS	37-39
FRAME	24-26	TELEHYDRAULIC LEG	26
GASKETS	17	TOOLS	44
GRIPS	33-35	TOOL BOXES	32
GUARDS		TRANSFERS	33
Chaincase, front	33	TRANSMISSION	19 to 24
Chainguard rear	32	VARIOUS	43
Mudguard, front	31	WHEELS	39-40
Mudguard, rear	31		
Number plate, front	31		
Number plate, rear	31		