

ALL PRICES, EXCEPT THOSE
MARKED ✱, ARE SUBJECT TO
10% INCREASE.

SPARES LIST

for

1956

500 c.c. O.H.V. Model 20

600 c.c. O.H.V. Model 30

A·J·S

“SPRINGTWIN”

VERTICAL TWINS



A·J·S

MOTOR CYCLES

PROPRIETORS: ASSOCIATED MOTOR CYCLES LIMITED

PLUMSTEAD - LONDON - S.E.18

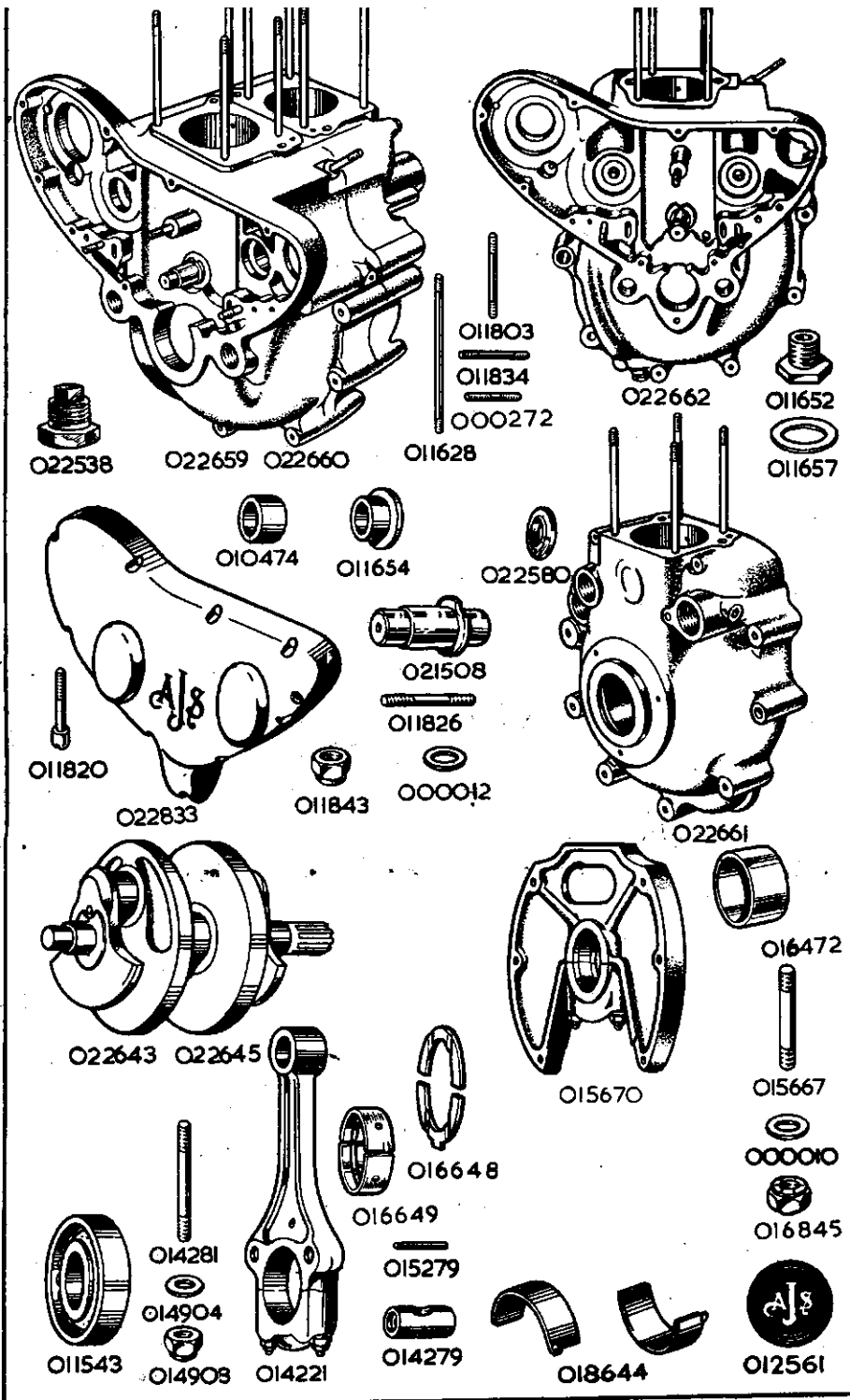
★

Price:

TWO SHILLINGS and SIXPENCE

DETAILED INDEX

	Page		Page
BRAKES	40-41	HANDLEBAR	29
CARBURETTOR	12-14	LEVERS (Control)	33-35
CABLES (Control)	35-37	OFFICE INFORMATION	
CARRIER	31	Guarantee	3
ELECTRICAL		How to order parts	2
Battery	41	Instruction Book	3
Battery carrier	32	Repairs	3
Cable clips	43	Service	2
Dynamo	14	Terms of Business	2
Horn	43	PIPES	
Lamp, Head	41	Exhaust	17
Lamp, Rear	42	Oil	39
Magneto	14	Petrol	39
Sandries	43	SEATS	33
Voltage Regulator	41	SERVICE	
ENGINE	5 to 10	How to reach Factory	44
ENGINE PLATES	15	SILENCERS	17
FOOTRESTS	33	SPEEDOMETER	43
FORKS (Front)	26-27	STANDS	29
FORKS (Rear)	24	TANKS	37
FRAME	24	TELEHYDRAULIC LEG	28
GASKETS	17	TOOLS	44
GRIPS	33	TOOL BOXES	32
GUARDS		TRANSFERS	33
Chaincase, front	31	TRANSMISSION	17 to 22
Chainguard rear	22	VARIOUS	43
Mudguard, front	29	WHEELS	39-40
Mudguard, rear	31		
Number plate, front	31		
Number plate, rear	31		



CRANKCASE

022660	... Crankcase, complete (1).....	1	20-30	19	17	1
022661	... Crankcase, driving side only (2)	1	"	6	5	2
022662	... Crankcase, timing side only (3).....	1	"	10	8	10
015670	... Web, centre, with cap, studs, washers and nuts (no bearing and thrust washers)	1	"	2	1	5
022833	... Cover, for timing gear	1	"	1	18	2
012561	... Badge, monogram, for driving side crankcase	1	"	5		1
011826	... Stud, fixing centre web, 1 $\frac{1}{2}$ in. by $\frac{1}{2}$ in. by 26 and 20.....	6	"			4
000012	... Washer, plain, for centre web top fixing studs.....	2	"			1 $\frac{1}{2}$
000012	... Washer, plain, for centre web centre fixing studs	2	"			1 $\frac{1}{2}$
000012	... Washer, plain, for centre web bottom fixing studs	2	"			1 $\frac{1}{2}$
011843	... Nut, for centre web fixing studs	6	"			6
015667	... Stud, for centre web bearing cap, 2 $\frac{1}{4}$ in. by $\frac{5}{8}$ in. by 20 and 20	2	"	1		1 $\frac{1}{2}$
000010	... Washer, plain, for centre web bearing cap stud	2	"			1 $\frac{1}{2}$
016845	... Nut, for centre web bearing cap stud.....	2	"			4
011628	... Stud, in driving side crankcase, for cylinder and head, 5 $\frac{7}{8}$ in. by $\frac{7}{8}$ in. by 26 and 22	4	"		3	4
011628	... Stud, in timing side crankcase, for cylinder and head, 5 $\frac{7}{8}$ in. by $\frac{7}{8}$ in. by 26 and 22	4	"		3	4
011834	... Stud, in timing side crankcase, for pump carrying plate, 1 $\frac{1}{8}$ in. by $\frac{5}{8}$ in. by 26 and 22	3	"			4
000272	... Stud, in timing side crankcase, for fixing magneto, 1 $\frac{1}{2}$ in. by $\frac{5}{8}$ in. by 26 and 22	2	"			5
011803	... Stud, in timing side crankcase, for dynamo strap, 1 $\frac{1}{8}$ in. by $\frac{1}{4}$ in. by 26 and 20.....	1	"			4
021508	... Shaft, in timing side crankcase, for intermediate gear	1	"	7		11
011820	... Screw, retaining timing gear cover	10	"			7 $\frac{1}{2}$
011652	... Adaptor, to accommodate oil feed and return pipe retaining banjo pins. (Screws into timing side crankcase)	2	"	2		2 $\frac{1}{2}$
011657	... Washer, fibre, for banjo pin adaptors.....	2	"			1 $\frac{1}{2}$
010474	... Bush, plain, for camshafts. (In driving side crankcase)	2	"		2	8 $\frac{1}{2}$
011654	... Bush, flanged, for camshafts. (In timing side crankcase)	4	"		3	11
016472	... Tunnel, for camshaft chamber (fits between crankcase halves)...	2	"			10
011648	... Cap, in crankcase housing for inlet camshaft	1	"	2		7 $\frac{1}{2}$
011642	... Washer, fibre, for crankcase housing cap	1	"			2 $\frac{1}{2}$

1.—Includes :—Driving crankcase. Timing crankcase, centre web with studs (no bearing and washers). Bushes for camshafts. Cylinder studs. Shaft for intermediate gear. Cam follower spindles. Studs for pump plate. Two magneto studs. Dynamo strap stud. Timing gear cover and screws. Monogram badge. Three bolts. One stud. Two nuts. Five washers.

2.—Includes :—Two camshaft bushes. Four cylinder studs. Cam follower spindles. Six studs for centre web. (No badge.)

3.—Includes :—Four camshaft bushes. Four cylinder studs. Shaft for intermediate gear. Three studs for pump plate. Two studs for magneto. One stud for dynamo strap. (No timing gear cover and screws.)

WHEN IN DOUBT REGARDING THE NAMES AND PART NUMBERS OF THE PARTS YOU REQUIRE, PLEASE SEND THE OLD PARTS TO SERVE AS PATTERNS

CRANKSHAFT, CONNECTING RODS AND BEARINGS

022643	... Crankshaft, plugged, but bare	1	20	11	8	5
022645	... Crankshaft, plugged, but bare	1	30	11	8	5
016649	... Bearing, plain, for centre bearing (in halves).....per pair	1	20-30		6	10
016648	... Washer, thrust, for centre bearing	2	"		1	0
011543	... Bearing, roller, for crankshaft. (Parts of this bearing are not sold separately), 1 $\frac{3}{8}$ in. internal, 3 in. external, $\frac{1}{16}$ in. wide. Manufacturers part number RLS-12 $\frac{1}{2}$	2	"	1	16	8
014221	... Connecting rod assembly. (No big end bearing)	2	"	3	13	2
014281	... Stud, for connecting rod, 2 $\frac{3}{32}$ in. by $\frac{5}{16}$ in. by 26	4	"			11
014279	... Trunnion, for connecting rod	4	"	3		9
015279	... Rivet, locating connecting rod stud	4	"			2 $\frac{1}{2}$
014904	... Washer, plain, for connecting rod stud	4	"			1 $\frac{1}{2}$
014903	... Nut, for connecting rod stud	4	"			7 $\frac{1}{2}$
018644	... Bearing, plain, for connecting rod, top or bottom half...each half	4	"	6		3
<i>The following undersize bearings can be supplied. It is necessary to have the journals ground to suit.</i>						
016670	... Bearing, plain, for centre bearing, .010 in. undersize (2 halves)	1	20-30		6	10
016671	... Bearing, plain, for centre bearing, .020 in. undersize (2 halves)	1	"		6	10
016672	... Bearing, plain, for centre bearing, .030 in. undersize (2 halves)	1	"		6	10
018564	... Bearing, plain, for connecting rod, .010 in. undersize, top or bottom, each half	4	"		6	8
018565	... Bearing, plain, for connecting rod, .020 in. undersize, top or bottom, each half	4	"		6	8
018566	... Bearing, plain, for connecting rod, .030 in. undersize, top or bottom, each half	4	"		6	8

CYLINDERS, PISTONS, HEADS AND VALVES

022230	... Cylinder, barrel only	2	20	2	15	8
022231	... Cylinder, barrel only	2	30	2	19	1
022233	... Washer, paper, for cylinder base	2	20-30			1
022598	... Piston, bare, normal size	2	20	1	4	5
022226	... Piston, bare, normal size	2	30	1	4	8
022669	... Piston, bare, .020 in. oversize	2	20	1	4	5
022670	... Piston, bare, .020 in. oversize	2	30	1	4	8
022671	... Piston, bare, .040 in. oversize	2	20	1	4	5
022672	... Piston, bare, .040 in. oversize	2	30	1	4	8
022663	... Piston, complete, normal size	2	20	1	19	4
022664	... Piston, complete, normal size	2	30	1	19	11
022665	... Piston, complete, .020 in. oversize	2	20	1	19	4
022666	... Piston, complete, .020 in. oversize	2	30	1	19	11
022667	... Piston, complete, .040 in. oversize	2	20	1	19	4
022668	... Piston, complete, .040 in. oversize	2	30	1	19	11
<i>The above complete pistons include —</i>						
<i>Piston, two compression rings (1 chrome plated), one scraper ring. Gudgeon pin, two circlips for gudgeon pin.</i>						
018297	... Ring, compression, chrome plated, normal size	2	20	4	6	
022228	... Ring, compression, chrome plated, normal size	2	30	4	6	
018298	... Ring, compression, chrome plated, .020 in. oversize	2	20	4	6	
022315	... Ring, compression, chrome plated, .020 in. oversize	2	30	4	6	
018299	... Ring, compression, chrome plated, .040 in. oversize	2	20	4	6	
022316	... Ring, compression, chrome plated, .040 in. oversize	2	30	4	6	
010631	... Ring, compression, normal size	2	20	1	6	
022227	... Ring, compression, normal size	2	30	1	10	
015522	... Ring, compression, .020 in. oversize	2	20	1	6	
022317	... Ring, compression, .020 in. oversize	2	30	1	10	
016441	... Ring, compression, .040 in. oversize	2	20	1	6	
022318	... Ring, compression, .040 in. oversize	2	30	1	10	
018366	... Ring, scraper, normal size	2	20	3	3	
022229	... Ring, scraper, normal size	2	30	3	3	
022677	... Ring, scraper, .020 in. oversize	2	20	3	3	
022319	... Ring, scraper, .020 in. oversize	2	30	3	3	
022679	... Ring, scraper, .040 in. oversize	2	20	3	3	
022320	... Ring, scraper, .040 in. oversize	2	30	3	3	
011731	... Pin, gudgeon	2	20	5	0	
022277	... Pin, gudgeon	2	30	5	0	

Bore size 600^{SS} 6 72 mm.

CYLINDERS, PISTONS, HEADS AND VALVES—continued.

014283	... Circlip, gudgeon pin	4	20-30		4
022234	... Head, for cylinder, bare, left	1	"	6 11	4
022235	... Head, for cylinder, bare, right	1	"	6 11	4
022681	... Head, for cylinder, with valve guides, valve guide circlips and manifold studs, left	1	"	6 18	3
022682	... Head, for cylinder, with valve guides, valve guide circlips and manifold studs, right	1	"	6 18	3
022236	... Gasket, for cylinder head	2	"	4	6
014163	... Valve, inlet	2	"	10	6
014165	... Valve, exhaust	2	"	15	0
011770	... Spring, inner, for valve	4	"		10
011769	... Spring, outer, for valve	4	"	1	6
014169	... Seat, for valve spring	4	"		10
014168	... Collar, for valve spring	4	"	2	1 $\frac{1}{2}$
014167	... Collet, for valve stems (in pairs)	4	"	1	1 $\frac{1}{2}$
014170	... Guide, for inlet valves	2	"	3	0
014171	... Guide, for exhaust valves	2	"	3	0
011111	... Circlip, locating valve guides	4	"		1 $\frac{1}{2}$
011634	... Spacer, $\frac{3}{8}$ in. long, for head retaining nuts	8	"		4
000004	... Nut, retaining cylinders and heads	8	"		4
000011	... Washer, plain, for head retaining nuts	8	"		1 $\frac{1}{2}$
010625	... Stud, retaining inlet manifold, 1 $\frac{1}{16}$ in. by $\frac{1}{4}$ in. by 26 and 20	4	"		4
014352	... Bush, for rocker spindle	4	"		11

RE-BORING

Cylinders may be re-bored to .020 in. or .040 in. oversize and pistons (with rings) supplied to suit. The charge is £5 9s. 4d. for the pair, with an additional 11s. 4d. if new gudgeon pins and circlips are also supplied. Cylinders sent for re-boring should be packed in stout cases which will be used by us for their return. Carriage is additional.

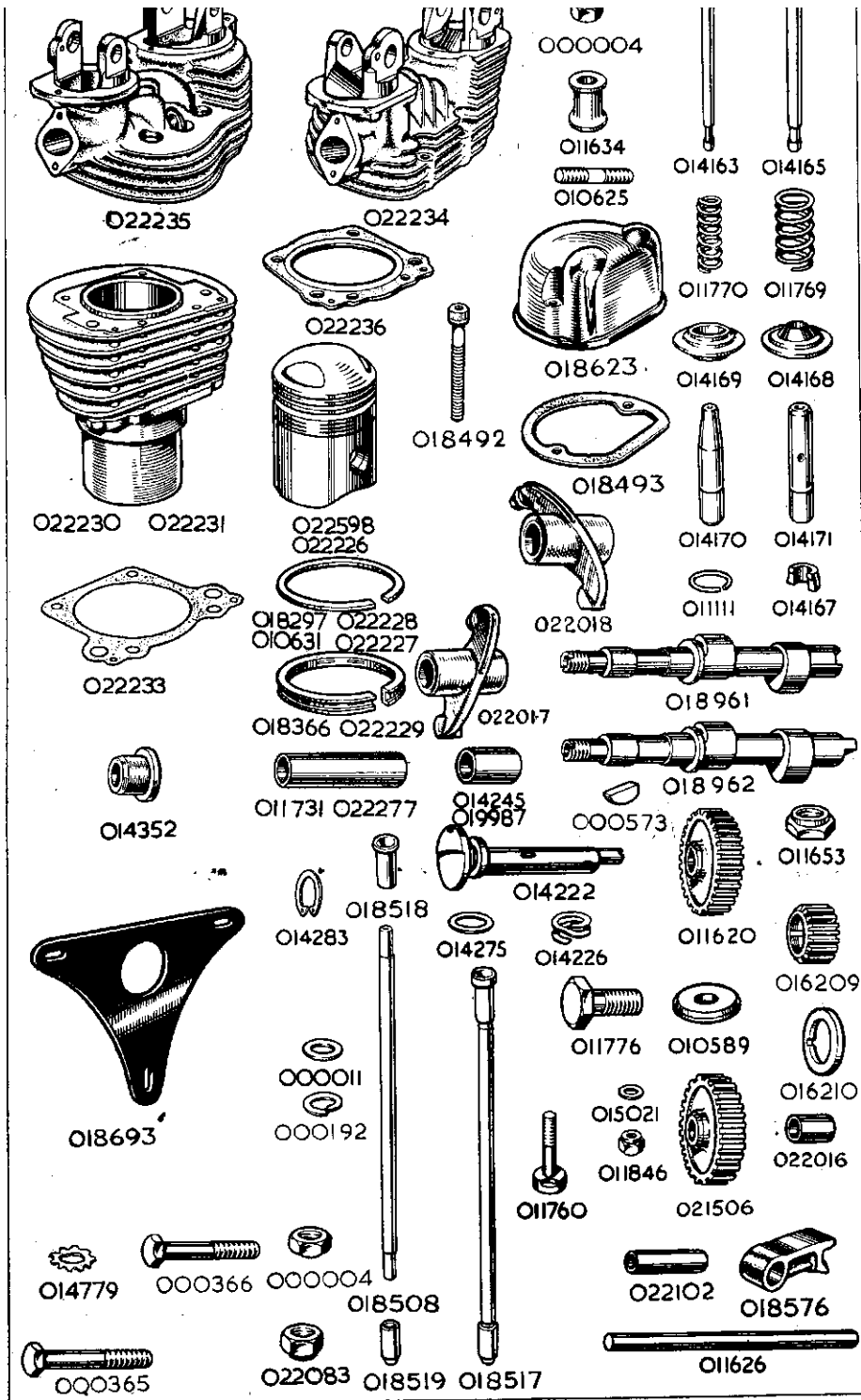
If a complete machine, or engine, is sent to us for cylinder re-boring, there will be an additional charge, according to the time taken, for dismantling and assembly.

TIMING GEAR

018961	... Camshaft, inlet	1	20-30	17	2
018962	... Camshaft, exhaust	1	"	17	2
011620	... Gear, on camshaft, 60 teeth	2	"	1	0
000573	... Key, locating camshaft gears	2	"		5
011653	... Nut, retaining camshaft gears	2	"		8 $\frac{1}{2}$
016209	... Pinion, on crankshaft, 30 teeth	1	"	10	6
016210	... Spacer, $\frac{7}{32}$ in. long, for crankshaft pinion	1	"	1	1 $\frac{1}{2}$
000573	... Key, locating crankshaft pinion	1	"		5
011776	... Bolt, retaining crankshaft pinion, threaded $\frac{1}{2}$ in. by 20	1	"		11
010589	... Washer, plain, for crankshaft pinion bolt	1	"		6
021506	... Gear, intermediate, with bush, 60 teeth	1	"	4	3
022016	... Bush, for intermediate gear	1	"	4	6
018576	... Follower, for camshaft	4	"	15	4
011626	... Spindle, for camshaft followers	2	"	3	0
022102	... Spacer, 1 $\frac{1}{8}$ in. long between camshaft followers	2	"	1	0

ROCKERS AND PUSH RODS

022017	... Rocker, with bushes (left inlet and right exhaust)	2	20-30	7	4
022018	... Rocker, with bushes (right inlet and left exhaust)	2	"	7	4
014222	... Spindle, for rockers	4	"	13	6
014226	... Washer, spring, double coil, for rocker spindle	4	"		1 $\frac{1}{2}$
014275	... Washer, plain, for either side of rocker spindle spring washer	8	"		2 $\frac{1}{2}$
014275	... Washer, plain, for clamping end of rocker spindle	4	"		2 $\frac{1}{2}$
011760	... Bolt, clamping rocker spindle. (Thread No. 2 B.A.)	4	"	1	5
015021	... Washer, plain, for rocker spindle clamping bolt	4	"		1 $\frac{1}{2}$
011846	... Nut, for rocker spindle clamping bolt	4	"		4
014245	... Bush, for rockers. (One in each rocker)	4	"		8 $\frac{1}{2}$
019987	... Bush for rockers. (One in each rocker)	4	"	2	6
018623	... Cover, for rockers	4	"	11	10
018493	... Gasket, for rocker covers	4	"		5
018492	... Screw, retaining rocker covers	8	"	1	1 $\frac{1}{2}$
018517	... Rod, push, assembled with ends	4	"	7	2
018508	... Rod, push, bare	4	"	2	0
018518	... End, upper, for push rod	4	"	3	0
018519	... End, lower, for push rod	4	"	2	5



ENGINE STEADY STAY

018693	... Plate, engine steady.....	1	20-30	1	0
000365	... Bolt, securing rear of steady stay, $1\frac{1}{8}$ in. by $\frac{5}{16}$ in. by 26	2	"	"	$7\frac{1}{2}$
014779	... Washer, lock, for steady stay frame front bolt	1	"	"	$1\frac{1}{2}$
022083	... Nut, for steady stay rear bolt	2	"	"	4
000366	... Bolt, securing steady stay to frame, $1\frac{1}{4}$ in. by $\frac{5}{16}$ in. by 26	1	"	"	$7\frac{1}{2}$
000004	... Nut, for steady stay to frame securing bolt	1	"	"	4
000011	... Washer, plain, under heads of rear bolts	2	"	"	$1\frac{1}{2}$
000192	... Washer, spring, for rear bolts	2	"	"	$1\frac{1}{2}$

OIL PUMPS

018037	... Oil pumps, complete, assembled on carrying plate (4)	1	20-30	6 16	0
015017	... Plate, carrying, oil pumps, bare (5)	1	"	16	2
014903	... Nut, securing pump carrying plate to timing side crankcase ...	3	"	"	$7\frac{1}{2}$
000011	... Washer, plain, for pump carrying plate fixing nuts	3	"	"	$1\frac{1}{2}$
000021	... Ball, $\frac{1}{4}$ in. steel, for return pump bleed valve	1	"	"	$1\frac{1}{2}$
000701	... Spring, for return pump bleed valve ball	1	"	"	4
015001	... Screw, securing return pump bleed valve spring. (Grub screw $\frac{1}{4}$ in. long by $\frac{5}{16}$ in. by 22)	1	"	"	$2\frac{1}{2}$
016137	... Gasket, oval, behind pump carrying plate	2	"	"	$1\frac{1}{2}$
016138	... Gasket, round, behind pump carrying plate	1	"	"	$1\frac{1}{2}$
015568	... Body, oil feed pump, for $\frac{1}{2}$ in. gears with $\frac{7}{16}$ in. shaft	1	"	11	8
015599	... Pin, dowel, for oil feed pump	2	"	"	$1\frac{1}{2}$
015576	... Plate, front end, for oil pump feed body	1	"	13	8
015573	... Plate, back end, for oil pump feed body	1	"	15	4
011617	... Washer, paper, between oil feed pump and carrying plate.....	1	"	"	$1\frac{1}{2}$
000453	... Screw, retaining oil feed pump to carrying plate. 1 in. by 2 B.A.	3	"	"	4
015579	... Gear, driving, for oil feed pump, $\frac{1}{8}$ in. wide. $\frac{7}{16}$ in. shaft	1	"	"	11 8
015580	... Gear, driven, for oil feed pump, $\frac{1}{8}$ in. wide. $\frac{7}{16}$ in. shaft	1	"	"	9 11
015567	... Body, oil return pump, for $\frac{3}{8}$ in. gears with $\frac{7}{16}$ in. shaft	1	"	15	4
015599	... Pin, dowel, for oil return pump	2	"	"	$1\frac{1}{2}$
015576	... Plate, front end, for oil pump return body	1	"	13	8
015573	... Plate, back end, for oil pump return body.....	1	"	15	4
011617	... Washer, paper, between oil return pump and carrying plate...	1	"	"	$1\frac{1}{2}$
000453	... Screw, retaining oil return pump to carrying plate. 1 in. by 2 B.A.	3	"	"	4
015577	... Gear, driving, for oil return pump, $\frac{3}{8}$ in. wide. $\frac{7}{16}$ in. shaft ...	1	"	"	12 0
015578	... Gear, driven, for oil return pump, $\frac{3}{8}$ in. wide. $\frac{7}{16}$ in. shaft ...	1	"	"	10 6

NOTE 4.—Includes all the items listed above except the three 014903 and 000011 fixing nuts and washers.

NOTE 5.—Includes the 000021, 000701 and 015001 bleed valve ball, spring and retaining grub screw.

BEFORE ORDERING SPARES
PLEASE NOTE THE INFORMATION GIVEN ON PAGES
TWO AND THREE

OIL FELT FILTER (IN ENGINE)

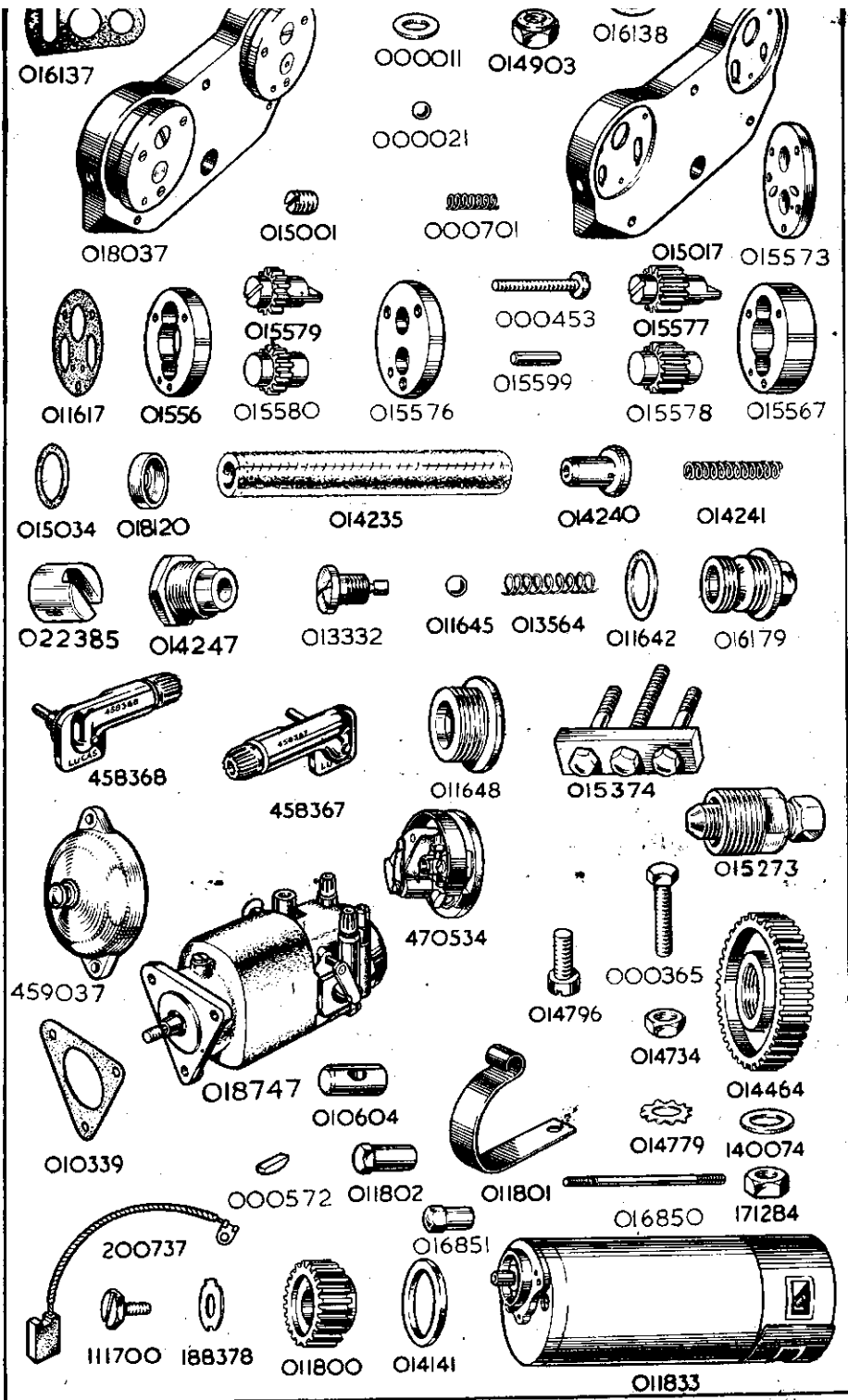
014235	... Filter, felt, for engine crankcase	20-30	7	2
018120	... Seat, for oil felt filter	"	"	5
014240	... Valve, relief, for oil felt filter	"	4	6
014241	... Spring, for oil felt filter relief valve.....	"	"	2½
016179	... Cap, for felt filter housing (also accommodates oil non-return valve).....	"	8	1
011642	... Washer, fibre, for filter housing cap	"	"	1½
011645	... Ball, $\frac{3}{8}$ in. steel, for non-return valve	"	"	2½
013564	... Spring, for non-return valve ball	"	"	2½
013332	... Plug, screwed, retaining non-return valve spring	"	10	"
012118	... Washer, fibre, for non-return valve spring plug	"	"	1½
015034	... Gasket, paper, for oil filter chamber (fits between the two crankcase halves).....	"	"	1½
022538	... Filter, magnetic	"	6	5
000182	... Washer, for magnetic filter	"	"	1½

OIL DISTRIBUTOR

022385	... Distributor, oil	20-30	4	1
014247	... Cap, housing, for oil distributor	"	3	2
011642	... Washer, fibre, for oil distributor housing cap	"	"	2½
022580	... Washer, sealing crankcase bolt.....	"	"	8

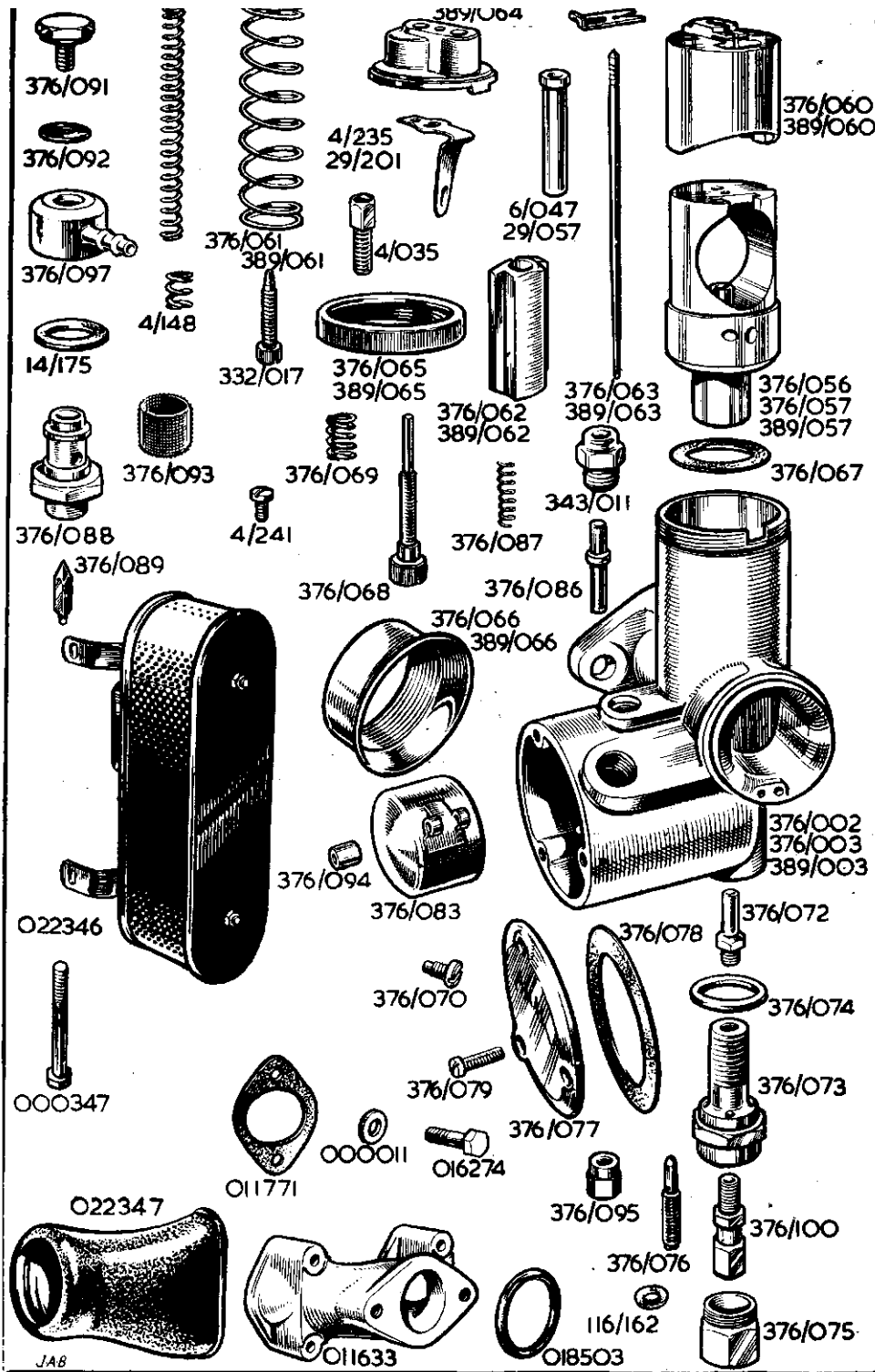
GENUINE A·J·S SPARES

PURCHASED FROM
 AN AUTHORISED "A·J·S" DEALER
 OR FROM THE FACTORY, ARE IDENTICAL
 WITH THE PARTS ORIGINALLY BUILT
 INTO YOUR MOTOR CYCLE



PART NUMBER	DESCRIPTION	QTY.		PRICE	
		OFF	ON	£	s. d.
CARBURETTER					
021875	... Carburetter complete (less controls) Monobloc type 376/6.....	1	20	3	15 0
022768	... Carburetter complete (less controls) Monobloc type 376/6.....	1	30	3	15 0
011633	... Inlet manifold (bare) see cylinder head for fixing studs	1	20-30	1	0 5
000012	... Washer for manifold retaining studs	4	"		1½
000005	... Nut for manifold retaining studs	4	"		4
011771	... Gasket between manifold and cylinder head	2	"		1½
018503	... Ring, rubber between carburetter and manifold	1	"	1	2½
016724	... Bolt retaining carburetter to manifold	2	"		6
000011	... Washer for carburetter retaining bolts	2	"		1½
376-002	... Carburetter body	1	"	1	0 0
376-077	... Side cover	1	"	2	6
376-078	... Side cover jointing washer	1	"		4
376-079	... Side cover screw	3	"		2
376-083	... Float	1	"	5	0
376-094	... Float spindle bush	1	"		4
376-089	... Float needle	1	"	1	6
376-088	... Float needle seating	1	"	2	6
376-065	... Mixing chamber cap securing ring	1	"	3	0
4-235	... Mixing chamber cap securing ring spring	1	"		10
4-241	... Screw securing cap securing ring spring	1	"		2
376-064	... Mixing chamber cap	1	"	3	0
4-035	... Control cable adjuster	2	"		7
376-062	... Air valve	1	"	4	6
6-047	... Air valve guide	1	"	1	3
376-060	... Throttle valve	1	"	7	0
4-046	... Air valve spring	1	"		4
376-061	... Throttle valve spring	1	"		6
376-068	... Throttle stop screw	1	"		9
376-069	... Throttle stop screw spring	1	"		3
332-017	... Pilot air adjusting screw	1	"		9
4-148	... Pilot air adjusting screw spring	1	"		3
376-063	... Taper jet needle	1	"	2	3
4-230	... Taper jet needle clip	1	"		6
376-072	... Needle jet.....	1	"	2	9
376-100	... Main jet (specify size when ordering).....	1	"	1	0
376-073	... Main jet holder	1	"	4	0
376-074	... Jet holder washer	1	"		2
376-075	... Main jet cover	1	"	1	0
376-076	... Pilot jet	1	"	1	0
376-095	... Pilot jet cover nut	1	"		9
116-162	... Pilot jet cover nut washer.....	1	"		2
376-056	... Jet block complete	1	"	10	0
376-070	... Locating peg for jet block	1	"		6
376-067	... Jet block washer	1	"		2
376-097	... Petrol pipe banjo.....	1	"	2	0
376-091	... Petrol pipe banjo bolt	1	"		6
376-092	... Petrol pipe banjo bolt washer	1	"		2
14-175	... Banjo seating washer	1	"		2
376-093	... Filter gauze	1	"		8
343-011	... Tickler body.....	1	"	1	3
376-086	... Tickler plunger	1	"	1	0
376-087	... Tickler Spring	1	"		2
376-066	... Air intake venturi	1	"	3	10

BY USING GENUINE SPARES YOU ARE ASSURED THEY
WILL FIT ACCURATELY AND GIVE SATISFACTORY SERVICE



PART NUMBER	DESCRIPTION	QTY.		PRICE
		OFF	ON	

AIR CLEANER. (This is optional extra equipment)

022346	... Cleaner, air	1	20-30	1 11 6*
022347	... Sleeve, rubber, connecting air cleaner to carburetter.....	1	"	4 11
016983	... Set of air cleaner elements comprising filter element and two fabric end gaskets	1	"	8 0*
000347	... Bolt, for frame	1	"	5
000005	... Nut, for fixing bolt	1	"	4
000012	... Washer, for fixing bolt	1	"	1½
When an air cleaner is fitted it is essential to :—				
	Fit a smaller jet, viz., use jet 376-100 (size 230)	1	20	1 0
	(size 250)	1	30	1 0

MAGNETO

018747	... Magneto, complete, Type K2F (Lucas number 42230-A)	1	20-30	★
458367	... Pick-up, with brush and spring, right	1	"	6 0*
458368	... Pick-up, with brush and spring, left	1	"	6 0*
470534	... Contact breaker, complete	1	"	1 0 0*
470609	... Contact set	1	"	8 9*
459037	... Cover, for contact breaker with switch	1	"	7 6*
010339	... Gasket, for magneto flange	1	"	1½
000365	... Bolt, retaining magneto, 1¼ in. by ½ in. by 26	1	"	7½
For the two magneto retaining studs, see "Crankcase Group."				
014779	... Washer, lock, for magneto retaining bolt and studs.....	3	"	1½
000004	... Nut, for magneto retaining bolt and studs.....	3	"	4
014464	... Gear, on magneto shaft	1	"	1 12 5
140074	... Washer, plain, on magneto shaft	1	"	1*
171284	... Nut, on magneto shaft, retaining magneto driving gear	1	"	4*

★ Price on application.

DYNAMO

011833	... Dynamo, Type E3L-L-1-0 (Lucas Number 20009-B)	1	20-30	★
200826	... Cover assembly	1	"	2 0*
200737	... Brush, for dynamo, set of two, per set	1	"	3 0*
014141	... Gasket, between dynamo and crankcase.....	1	"	1½
011801	... Strap, retaining dynamo to crankcase	1	"	11
014796	... Screw, retaining lower end of dynamo strap to crankcase, 7/16 in. by ¼ in. by 20	1	"	2½
000012	... Washer, plain, for dynamo strap retaining screw	1	"	1½
010604	... Crosshead, in eye of dynamo retaining strap.....	1	"	7½
011802	... Nut, tensioning dynamo strap. (The stud on which this nut screws, is listed with the crankcase parts).....	1	"	5
000012	... Washer, plain, for dynamo strap tensioning nut	1	"	1½
011800	... Gear on dynamo shaft	1	"	10 2
000572	... Key, locating dynamo shaft gear	1	"	4
111700	... Bolt, retaining gear on dynamo shaft	1	"	6*
188378	... Washer, lock, for dynamo gear retaining bolt	1	"	2*
016850	... Stud, drawing dynamo to crankcase, and passing through timing cover, 2½ in. long by 2 B.A.	1	"	5
016851	... Nut, for dynamo draw stud	1	"	11

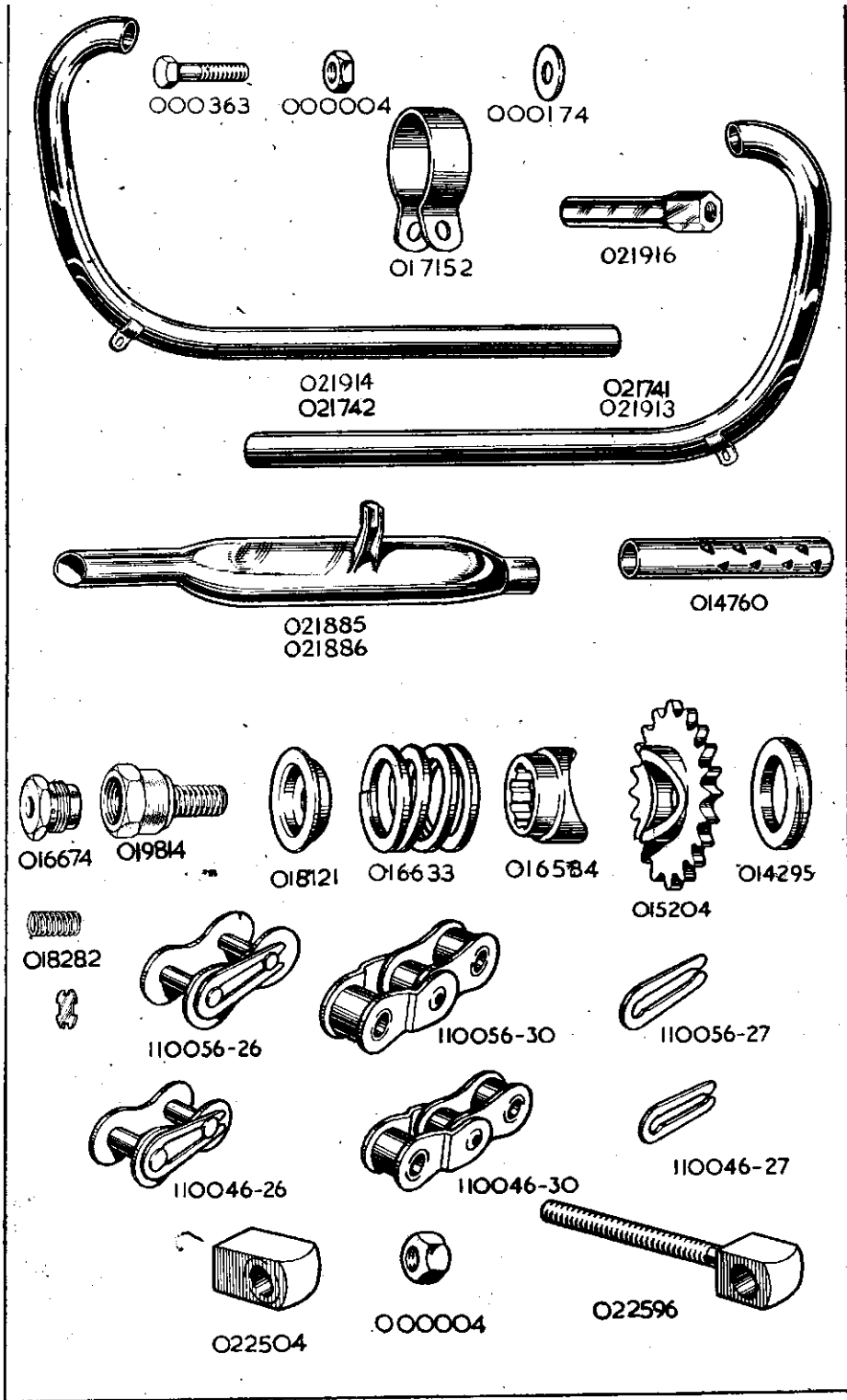
★ Price on application.

CRANKCASE BOLTS, with engine plates and all bolts passing through same.

014292	...	Bolt, clamping crankcase throat, $3\frac{1}{8}$ in. by $\frac{5}{16}$ in. by 22. (These bolts pass through the driving side crankcase and thread into the timing side crankcase).....	3	20-30	11
000011	...	Washer, plain, for 014292 crankcase bolts	3	"	$1\frac{1}{2}$
013944	...	Plate, engine front, right side	1	"	2 5
013943	...	Plate, engine front, left side	1	"	2 5
000303	...	Stud, passing through crankcase and upper holes in engine, front plates. (This stud also supports the stays for the exhaust pipes)	1	"	$7\frac{1}{2}$
000003	...	Nut, for engine plate stud.....	2	"	4
000278	...	Stud, passing through crankcase and lower holes in engine front plates, $4\frac{9}{16}$ in. by $\frac{5}{8}$ in. by 26	1	"	$7\frac{1}{2}$
000011	...	Washer, plain, for 000278 engine plate stud	2	"	$1\frac{1}{2}$
000004	...	Nut, for 000278 engine plate stud	2	"	4
000277	...	Stud, passing through crankcase at bottom, $4\frac{3}{8}$ in. by $\frac{5}{16}$ in. by 26	1	"	$7\frac{1}{2}$
000011	...	Washer, plain, for 000277 crankcase stud	2	"	$1\frac{1}{2}$
000004	...	Nut for 000277 crankcase stud	2	"	4
000303	...	Stud, passing through front of main frame and top of engine front plate.....	1	"	$7\frac{1}{2}$
000003	...	Nut, for 000303 frame stud	2	"	4
021086	...	Stud, passing through main frame front tube bottom lug, the crankcase, and the front ends of the rear frame rails, 6 in. by $\frac{3}{8}$ in. by 26.....	1	"	0
000010	...	Washer, plain, for 021086 frame stud	2	"	$1\frac{1}{2}$
000003	...	Nut, for 021086 frame stud	2	"	4
022291	...	Plate, engine, rear left	1	"	6 2
022292	...	Plate, engine, rear right.....	1	"	6 4
000278	...	Stud, passing through top of engine rear plates and the crankcase, $4\frac{1}{8}$ in. by $\frac{5}{16}$ in. by 26	1	"	$7\frac{1}{2}$
000278	...	Stud, passing through bottom of engine rear plates and the crankcase, $4\frac{9}{16}$ in. by $\frac{5}{8}$ in. by 26.....	1	"	$7\frac{1}{2}$
000011	...	Washer, plain, for 000278 studs	3	"	$1\frac{1}{2}$
000004	...	Nut, for 000278 studs.....	3	"	4
000316	...	Stud, passing through engine rear plates, rear of crankcase, and centre of front chaincase, $7\frac{7}{16}$ in. by $\frac{7}{16}$ in. by 26. (Stud should be fitted so that the longer thread is on left-hand side of machiffé)	1	"	5
014084	...	Spacer, $1\frac{1}{2}$ in. long, on 000316 stud, between back of front chaincase and crankcase	1	"	$8\frac{1}{2}$
021230	...	Wide nut spacer, on 000316 stud, inside front chaincase.....	1	"	9
000009	...	Washer, plain, for 000316 stud	2	"	$1\frac{1}{2}$
000002	...	Nut, for 000316 stud	1	"	5
000220	...	Nut, chaincase stud (outer)	1	"	5
000306	...	Stud, passing through top of engine, rear plates, and lower end of main frame seat tube	1	"	$7\frac{1}{2}$
000003	...	Nut, for 000306 stud	2	"	4
000278	...	Stud, passing through back ends of engine rear plates, $4\frac{9}{16}$ in. by $\frac{5}{8}$ in. by 26	1	"	$7\frac{1}{2}$
		(The front chain adjusting eye bolt block screws on the right-hand end of this stud.)			
000011	...	Washer, plain, for 000278 stud	1	"	$1\frac{1}{2}$
000004	...	Nut, for 000278 stud	1	"	4

For the bolt stud passing through the top and bottom of the gear box and the engine rear plates, see "Gear Box Fixing Bolts."

For the footrest rod, which passes through the bottoms of the engine rear plates and the frame rails, see "Footrests."



GASKETS

We supply engine gaskets, either as separate spares, or in complete sets.

Single gaskets, are listed in the groups to which they belong.

Gaskets in complete sets are listed below.

022696	... Complete gasket set for vertical twin engine	1	20-30	12	5
022697	... Decarbonising gasket set for vertical twin engine	1	"	11	0

Each complete gasket set contains :—

- 1—011642 Washer, fibre, for engine filter housing cap.
- 1—011642 Washer, fibre, for oil distributor housing cap.
- 4—000183 Washer, fibre, for banjo end of oil pipes.
- 2—011617 Washer, paper, for oil pump bodies.
- 2—022233 Washer, paper, for cylinder bases.
- 1—015034 Washer, paper, for oil filter chamber.
- 1—010339 Gasket, between magneto and crankcase.
- 2—022236 Gasket, for cylinder head.
- 2—011771 Gasket, between inlet manifold and cylinder head.
- 1—014141 Gasket, between dynamo and crankcase.
- 4—018493 Gasket, for rocker covers.
- 2—016137 Gasket, oval, behind pump carrying plate.
- 1—016138 Gasket, round, behind pump carrying plate.

Each decarbonising gasket set includes :—

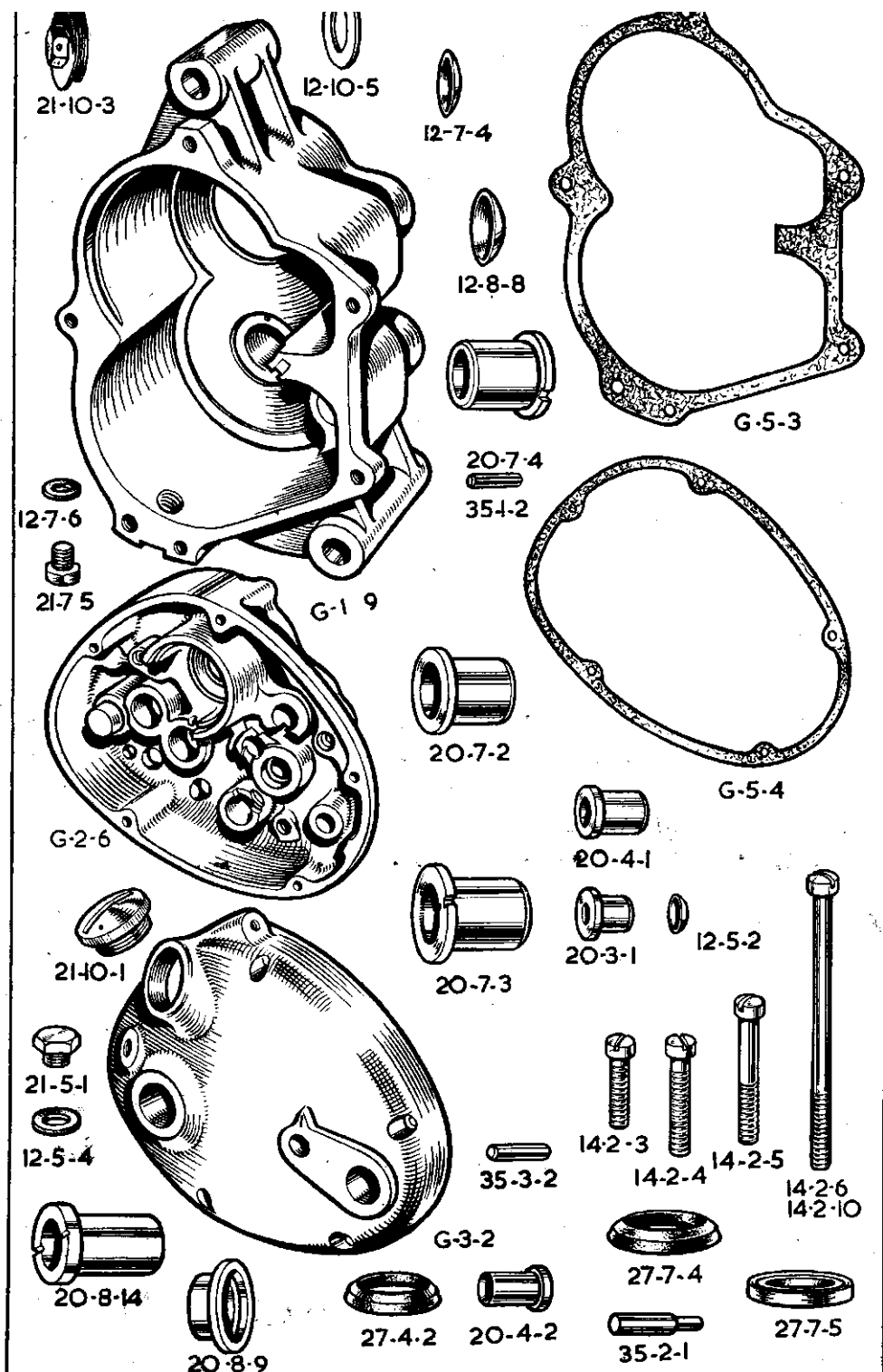
- 2—022236 Gasket, for cylinder heads.
- 4—018493 Gasket, for rocker covers.
- 2—011771 Gasket, between inlet manifold and cylinder heads.
- 2—022233 Washer, paper, for cylinder bases.

EXHAUST PIPES AND SILENCERS

021913	... Pipe, exhaust, bare, left side	1	20	1	10	6
022741	... Pipe, exhaust, with baffle, left side	1	30	1	12	2
021914	... Pipe, exhaust, bare, right side	1	20	1	10	6
022742	... Pipe, exhaust, with baffle, right side	1	30	1	12	2
014760	... Baffle, for exhaust pipe	2	20	3	11	
021916	... Support, for exhaust pipe, left side or right side	2	20-30	4	4	
000362	... Bolt, fixing exhaust pipe to support	2	"		5	
000174	... Washer, plain, for exhaust pipe fixing bolt	2	"		1 1/2	
000192	... Washer, spring, for exhaust pipe fixing bolt	2	"		1 1/2	
021885	... Silencer, bare, left side	1	"	2	5	2
021886	... Silencer, bare, right side	1	"	2	5	2
017152	... Clip, clamping silencer to pipe	2	"		1	11
000363	... Bolt, for silencer clip, 3/8 in. by 1/8 in. by 26	2	"			5
000174	... Washer, plain for silencer clip bolt	2	"			1 1/2
000004	... Nut, for silencer clip bolt	2	"			4
000363	... Bolt, fixing silencer to frame	2	"			5
000174	... Washer, plain, for silencer to frame fixing bolt	2	"			1 1/2
000192	... Washer, spring, for silencer to frame fixing bolt	2	"			1 1/2

ENGINE SPROCKETS (and Crankcase Release Valve)

016665	... Sprocket, engine, bare, 18 teeth (for sidecar use only on 20)	1	20	1	4	2
015203	... Sprocket, engine, bare, 19 teeth (for sidecar use only on 30)	1	30	1	7	2
015204	... Sprocket, engine, bare, 20 teeth. (This is the standard sprocket)	1	20-30	1	7	2
014294	... Sprocket, engine, bare, 21 teeth	1	"	1	7	2
014295	... Spacer (collar), 3/8 in. wide, for engine sprocket	1	"		4	6
016584	... Cam, engine shock absorber	1	"	14	5	
016633	... Spring, engine shock absorber	1	"	3	8 1/2	
018121	... Cap, for engine shock absorber spring	1	"	2	1 1/2	
019814	... Bolt, locking shock absorber assembly, threaded 1/2 in. by 20. (Also houses crankcase release valve)	1	"	2	11	
016676	... Diaphragm, for crankcase release valve	1	"		1 1/2	
018282	... Spring, for crankcase release valve diaphragm	1	"		2 1/2	
016674	... Plug, retaining crankcase release valve. (Screws into bolt 019814)	1	"	1	0	



PART NUMBER	DESCRIPTION	QTY. USED	EACH		
			OFF	ON	£ s. d.

CHAINS

017298	Chain, front, 66 links, $\frac{1}{2}$ in. by .305 in.	1	20-30	1	2	9*
017375	Chain, rear, 96 links, $\frac{5}{8}$ in. by .380 in.	1	"	2	8	3*
110046-26	Link, connecting, for $\frac{1}{2}$ in. chains	R	"			8*
110056-26	Link, connecting, for $\frac{5}{8}$ in. chains	R	"			1 0*
110046-30	Link, cranked, double, for $\frac{1}{2}$ in. chains	R	"			1 3*
110056-30	Link, cranked, double, for $\frac{5}{8}$ in. chains	R	"			1 8*
110046-27	Clip, spring, for 110046-26 connecting links ($\frac{1}{2}$ in.)	R	"			1 $\frac{1}{2}$ *
110056-27	Clip, spring, for 110056-26 connecting links ($\frac{5}{8}$ in.)	R	"			2*

The prices of front and rear chains include spring connecting links and these are also included in the number of links per chain.

We do not sell odd lengths of chains.

GEAR BOX

016709	Gear box, complete, with clutch and with kick-starter and gear control levers	1	20-30			★
--------	---	---	-------	--	--	---

★ Price on application.

GEAR BOX FIXING PARTS

022509	Bolt, gearbox top fixing	1	20-30	2	0	
000318	Stud, gearbox bottom fixing, $4\frac{3}{4}$ in. by $\frac{7}{8}$ in. by 26	1	"	1	0	
000002	Nut, for gearbox top fixing bolt	1	"		5	
000002	Nut, for gearbox bottom fixing stud	2	"		5	
000009	Washer, plain, for top fixing bolt, left side	1	"		1 $\frac{1}{2}$	
022596	Gearbox adjuster	1	"		6	
000215	Nut, for front chain adjustment eye-bolt	1	"		5	
022504	Block, crosshead, for front chain adjustment eye-bolt. (This threads on the right-hand end of 000278 stud that passes through the rear of the engine rear plates and the bottom frame lug)	1	"	1	5	
000402	Bolt, gear box adjuster crosshead	1	"		7 $\frac{1}{2}$	
000010	Washer, gearbox adjuster crosshead bolt	1	"		1 $\frac{1}{2}$	

GEAR BOX SHELL

G-1-9	Shell, gearbox, bare	1	20-30	2	5	0*
21-10-3	Inspection plug	1	"		3	0*
12-10-5	Inspection plug washer	1	"			2*
21-7-5	Plug, drain, for gearbox shell	1	"			9*
12-7-6	Washer, fibre, for gearbox shell drain plug	1	"			1*
12-7-4	Cap, in shell, covering bore for selector spindles	2	"			3*
35-3-2	Pin, dowel, locating, kick-starter case on gearbox shell	1	"			4*
G-2-6	Case, kick-starter	1	"	1	5	0*
G-5-3	Washer, paper, between shell and kick-starter case	1	"			1*
G-3-2	Cover, for kick-starter case	1	"	1	5	0*
G-5-4	Washer, paper, between kick-starter case and cover	1	"			1*
28-12-45	Piece, locating, between kick-starter case and cover	1	"			1 6*
35-1-1	Pin, dowel, locating fixed cam-plate in kick-starter case	2	"			3*
21-10-1	Cap, filler, for kick-starter case cover	1	"		3	0*
21-5-1	Plug, oil level, in kick-starter case cover	1	"			9*
12-5-4	Washer, fibre, for oil level plug	1	"			1*
35-2-1	Pin, anchor, in cover, for kick-starter spring	1	"			6*
14-2-3	Screw, $\frac{7}{8}$ in. under head	1	"			6*
14-2-4	Screw, $1\frac{1}{8}$ in. under head	4	"			9*
14-2-5	Screw, $1\frac{3}{8}$ in. under head	1	"			9*
14-2-6	Screw, $2\frac{7}{8}$ in. under head	1	"			1 0*
14-2-10	Screw, $3\frac{1}{8}$ in. under head	1	"			1 0*
12-2-5	Washer, fibre, end plate fixing screw	8	"			1*

Above screws have cheese heads and are threaded $\frac{1}{4}$ in. Whit.

PART NUMBER	DESCRIPTION	QTY. USED		EACH	
		OFF	ON	£	s. d.

SHAFTS AND GEARS

G-18-2	... Mainshaft, for gearbox	1	20-30	1	7 6*
G-19-6	... Layshaft for gearbox overall length 5½ in.	1	"	1	10 0*
G-6-2	... Gear, driving, mainshaft, with bushes, 28 teeth	1	"	2	8 0*
G-12-2	... Gear, first, mainshaft, 17 teeth	1	"	1	15 0*
G-10-2	... Gear, second, mainshaft, 22 teeth	1	"	1	18 6*
G-8-1	... Gear, third, mainshaft, 25 teeth	1	"	1	1 0*
G-7-2	... Pinion, on layshaft, 18 teeth	1	"	1	15 0*
G-13-2	... Gear, first, layshaft, with bush, 29 teeth	1	"	1	1 0*
G-11-2	... Gear, second, layshaft, with bush, 24 teeth	1	"	1	1 0*
G-9-1	... Gear, third, layshaft, 21 teeth	1	"	1	18 6*
19-8-13	... Bush, for mainshaft driving gear	2	"	3	0*
19-8-15	... Bush, for mainshaft third gear	1	"	5	0*
19-8-15	... Bush, for layshaft second gear	1	"	5	0*
19-8-14	... Bush, for layshaft first gear	1	"	5	0*

GEARBOX BEARINGS, CAPS AND OIL-SEALS

38-11-1	... Bearing, ball, 1 3/8 in. by 62 mm. by 16 mm. for driving gear on mainshaft	1	20-30	1	2 6*
27-12-2	... Oil-seal, for driving gear bearing	1	"	4	6*
39-12-1	... Housing, for driving gear bearing oil-seal	1	"	2	6*
31-12-2	... Ring, split, retaining driving gear bearing	1	"		6*
38-7-1	... Bearing, ball, 17 mm. by 40 mm. by 12 mm. for mainshaft (kick-starter end)	1	"	18	9*
31-11-1	... Ring, split, retaining mainshaft ball bearing	1	"		6*
20-7-4	... Bush, for layshaft (clutch end) (.968 in. long)	1	"	6	0*
35-1-2	... Pin, dowel, locating layshaft bush	1	"		2*
12-8-8	... Cap, in shell, covering bore, for layshaft	1	"		4*
20-7-3	... Bush, for layshaft (kick-starter end) (.779 in. long)	1	"	6	0*
35-1-2	... Pin, dowel, locating layshaft bush	1	"		2*
20-7-2	... Bush, in kick-starter case, for kick-starter spindle	1	"	3	0*
20-8-14	... Bush, in cover, for kick-starter spindle	1	"	3	0*
27-7-5	... Oil-seal, in cover bush, for kick-starter spindle	1	"	3	6*
20-4-1	... Bush, in kick-starter case, for cam spindle	1	"	2	6*
20-4-2	... Bush, kick-starter case cover	1	"	2	0*
27-4-2	... Oil-seal, in cover bush, for cam spindle	1	"		3*
20-3-1	... Bush, in kick-starter case, for control quadrant spindle	1	"	1	6*
12-5-2	... Cap, in kick-starter case, covering bore for control quadrant spindle	1	"		1*
20-8-9	... Bush, in cover, for control quadrant spindle	1	"	2	6*
27-7-4	... Oil-seal, in cover bush, for control quadrant spindle	1	"		4*

GEARBOX SMALL SPROCKET

G-31-1	... Sprocket, gearbox, 16 teeth by 5/8 in. by .380 in.	1	20-30	1	2 6*
28-12-16	... Collar, spacing, gearbox sprocket, .435 in. wide	1	"	1	6*
12-11-3	... Spacer, 1/8 in. wide, for sprocket	2	"		3*
12-11-1	... Washer, lock, for gearbox sprocket nut	1	"		9*
11-11-1	... Nut, fixing gearbox sprocket to driving gear	1	"	2	7*

GEAR OPERATING PARTS

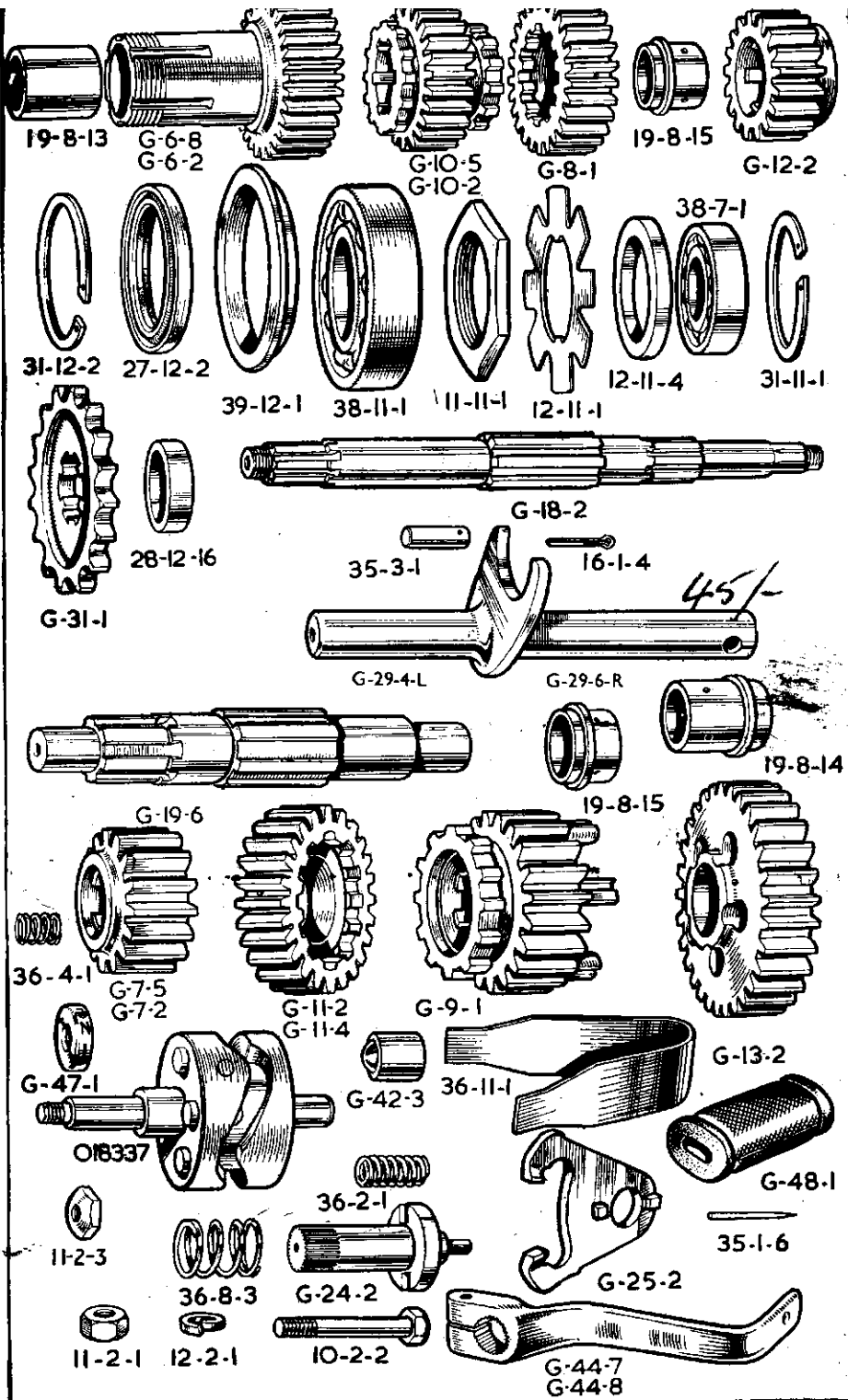
G-29-4	... Spindle and fork, gear selection, left	1	20-30	17	6*
G-29-6	... Spindle and fork, gear selection, right	1	"	17	6*
35-3-1	... Peg, for selector spindles	2	"		6*
16-1-4	... Pin, cotter, for selector spindle pegs	2	"		1*
018337	... Cam, assembly	1	"	1	10 0*

The cam assembly comprises:—

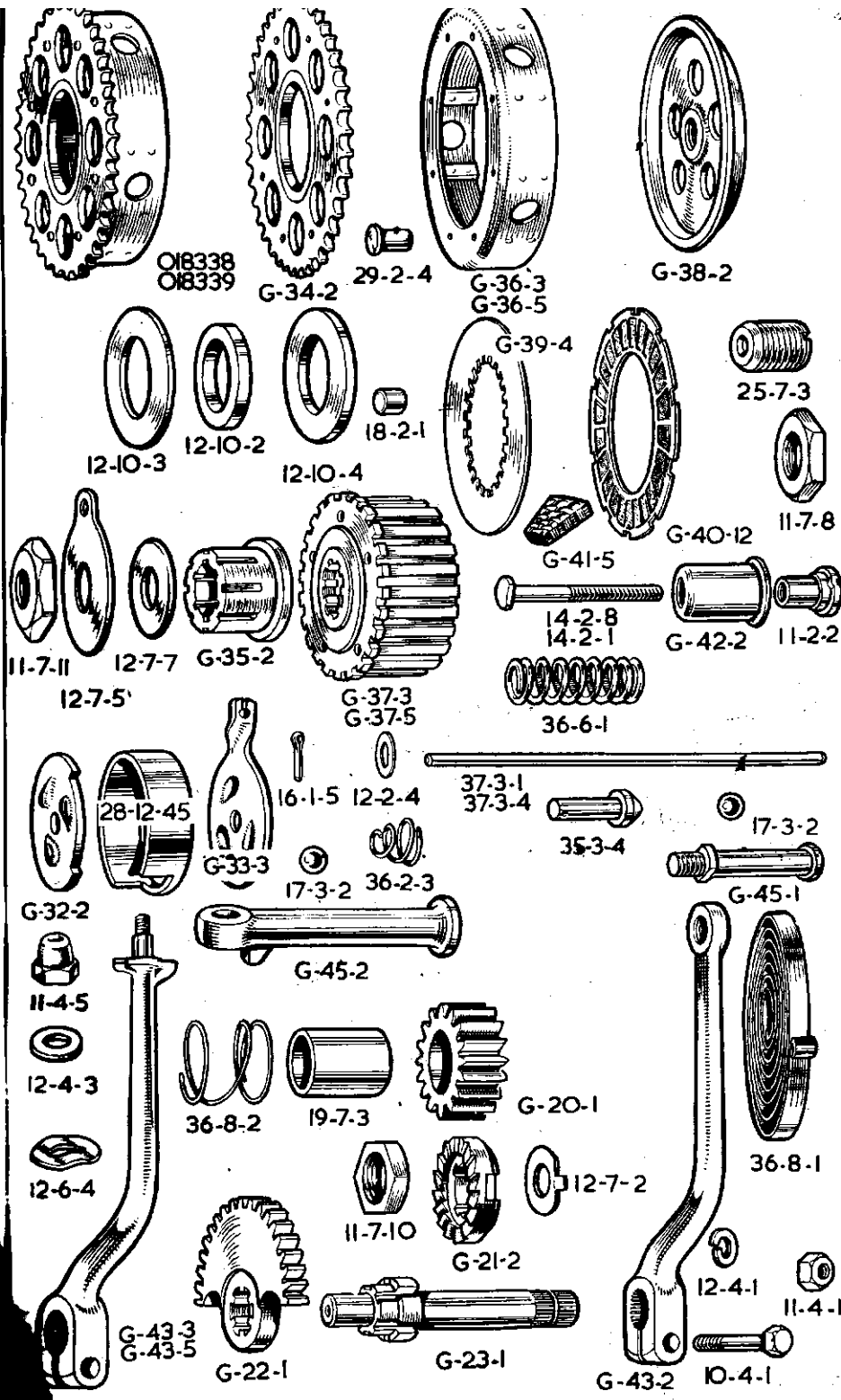
- 1—G-27-2 Spindle.
- 1—G-28-1 Cam.
- 3—35-2-4 Pegs.
- 1—35-2-2 Locating pegs.
- 2—35-1-4 Cam stop pegs.

(Above parts not sold as separate spares)

G-42-3	... Plunger, locating cam assembly	1	20-30	2	0*
36-2-1	... Spring, for cam assembly locating plunger	1	"		6*



PART NUMBER	DESCRIPTION	QTY. USED		EACH	
		OFF	ON	£	s. d.
GEAR OPERATING PARTS—continued.					
G-25-2	... Quadrant, for control spindle	1	20-30	7	6*
35-2-6	... Peg, quadrant drive	1	"	12	6*
G-24-2	... Spindle, for gear control quadrant	1	"	2	0*
36-11-1	... Spring, primary, for control quadrant	1	"		6*
36-8-3	... Spring, secondary, for control quadrant	1	"		9*
G-47-1	... Indicator	1	"		3*
36-4-1	... Spring under indicator	1	"		3*
11-2-3	... Nut, retaining indicator	1	"	11	3*
G-44-7	... Lever, foot, for gear control	1	"	1	1*
G-48-1	... Pad, rubber, for gear foot lever	1	"		1*
35-1-6	... Pin, fixing gear foot lever rubber pad	1	"	1	10*
10-2-2	... Bolt, clamping gear foot lever	1	"		1*
12-2-1	... Washer, spring, for gear foot lever bolt	1	"		3*
11-2-1	... Nut, for gear foot lever bolt	1	"		
CLUTCH					
G-36-3	... Case, for five plate clutch	1	20-30	18	0*
29-2-4	... Rivet, for clutch case and chainwheel	8	"		2*
G-34-2	... Chainwheel, 40 teeth by $\frac{1}{2}$ in. by 305 in.	1	"	1	10 0*
018339	... Case and chainwheel, assembled (five plate)	1	"	2	11 0*
G-35-2	... Sleeve, for mainshaft	1	"		17 0*
12-10-2	... Race, roller, for clutch bearing chainwheel	1	"		3 0*
18-2-1	... Rollers, for chainwheel bearing..... price per set of 24	1	"	5	3*
12-10-3	... Washer, thin, chainwheel bearing	1	"	1	1*
12-10-4	... Washer, thick, chainwheel bearing	1	"	1	1*
G-37-3	... Centre, for five plate clutch	1	"	1	10 0*
12-7-7	... Washer, plain, for centre retaining nut	1	"		4*
12-7-5	... Washer, lock, for centre retaining nut	1	"		9*
11-7-11	... Nut, retaining clutch centre	1	"		9*
G-39-4	... Plate, clutch, plain, steel	6	"	3	0*
G-40-12	... Plate, clutch, friction, with inserts	5	"		6*
G-41-5	... Inserts, fabric, for friction plate..... price per dozen 120	1	"	2	6*
G-38-2	... Plate, clutch, spring pressure	1	"	13	6*
25-7-3	... Cup, thrust, for spring pressure plate	1	"	1	0*
11-7-8	... Nut, lock, for pressure plate thrust cup	1	"		6*
14-2-8	... Stud, for clutch spring, 2 in. long (five plate clutch)	5	"		6*
36-6-1	... Spring, for clutch	5	"		9*
G-42-2	... Cup, for clutch spring	5	"		9*
11-2-2	... Nut, adjusting, for clutch spring	5	"		6*
CLUTCH OPERATING PARTS					
37-3-1	... Rod, thrust, 10 $\frac{3}{8}$ in. long (five plate clutch)	1	20-30	1	6*
17-3-2	... Ball, $\frac{5}{16}$ in., steel, for clutch thrust rod	1	"		1*
G-32-2	... Cam-plate, fixed, actuating clutch	1	"	2	0*
G-33-3	... Cam-plate, moving, actuating clutch	1	"	2	6*
35-3-4	... Dowel, thrust (passes through both cam-plates)	1	"	1	6*
12-2-4	... Washer, plain, for cam-plate dowel	1	"		1*
36-2-3	... Spring, for cam-plate dowel	1	"		3*
16-1-5	... Pin, split, for cam-plate dowel	1	"		1*
17-3-2	... Ball, $\frac{5}{16}$ in., steel, for cam-plates	3	"		1*
KICK-STARTER					
G-21-2	... Ratchet, driving, kick-starter	1	20-30	8	8*
G-20-1	... Pinion, ratchet, kick-starter	1	"	12	10*
19-7-3	... Bush, kick-starter ratchet pinion	1	"	3	9*
36-8-2	... Spring, kick-starter ratchet pinion	1	"	1	1*
11-7-10	... Nut, retaining ratchet driver to mainshaft	1	"		6*
G-23-1	... Spindle, for kick-starter quadrant	1	"	11	3*
G-22-1	... Quadrant, for kick-starter	1	"	15	9*
018340	... Kick-starter quadrant and spindle assembled	1	"	1	7 0*
36-8-1	... Spring, return, for kick-starter foot lever	1	"	4	0*
G-43-2	... Lever, foot, kick-starter, bare	1	"	15	9*
G-45-1	... Pin, pedal, rigid, for kick-starter lever	1	"	4	6*
10-4-1	... Bolt, clamping, kick-starter foot lever to spindle	1	"	1	1*
12-4-1	... Washer, spring, for foot lever clamping bolt	1	"		9*
11-4-1	... Nut, for foot lever clamping bolt	1	"		2*
12-7-22	... Lock washer, for nut retaining ratchet driver	1	"		2*



PART NUMBER	DESCRIPTION	QTY.		PRICE		
		OFF	ON	£	s.	d.

FRONT FRAME

022239	... Frame, front portion only, bare	1	20-30	8	16	10
000806	... Race, ball, for frame head lug	2	"		4	7
000072	... Balls, $\frac{3}{8}$ in. diameter, for steering head, per set of	56	"		1	11
000051	... Nipple, grease, for frame head lug	1	"			6
021768	... Stud, for seat lug (below saddle), $4\frac{7}{8}$ in. by $\frac{1}{2}$ in. by 26	1	"		1	1
000008	... Washer, plain, for seat lug stud	2	"			$1\frac{1}{2}$
000001	... Nut, for seat lug stud	2	"			5
022390	... Cover, for frame	1	"		4	11
022541	... Bead, for frame cover	2	"			5
014357	... Screw, for frame cover	2	"			11
000191	... Washer, spring, for cover screw	2	"			$1\frac{1}{2}$

REAR FRAME

022247	... Rail, frame, right side	1	20-30	1	15	5
022246	... Rail, frame, left side	1	"		18	1
022249	... Loop, rear frame	1	"	6	17	3
022248	... Stud, for rear loop at bottom, $10\frac{5}{8}$ in. by $\frac{7}{8}$ in. by 26. (Also passes through frame lug and both frame rails)	1	"		4	6
000002	... Nut, for rear loop bottom stud	1	"			5
000009	... Washer, plain, for rear loop bottom stud	2	"			$1\frac{1}{2}$
018617	... Tube, supporting rear mudguard, right side	1	"		7	6
018616	... Tube, supporting rear of rear mudguard, left side	1	"		7	6
000351	... Bolt, fixing mudguard support tube to mudguard, $\frac{13}{8}$ in. by $\frac{1}{2}$ in. by 26 (chrome head)	2	"			8
018648	... Bolt, fixing mudguard support tube to frame loop (also fixes top end of rear leg)	2	"		1	$7\frac{1}{2}$

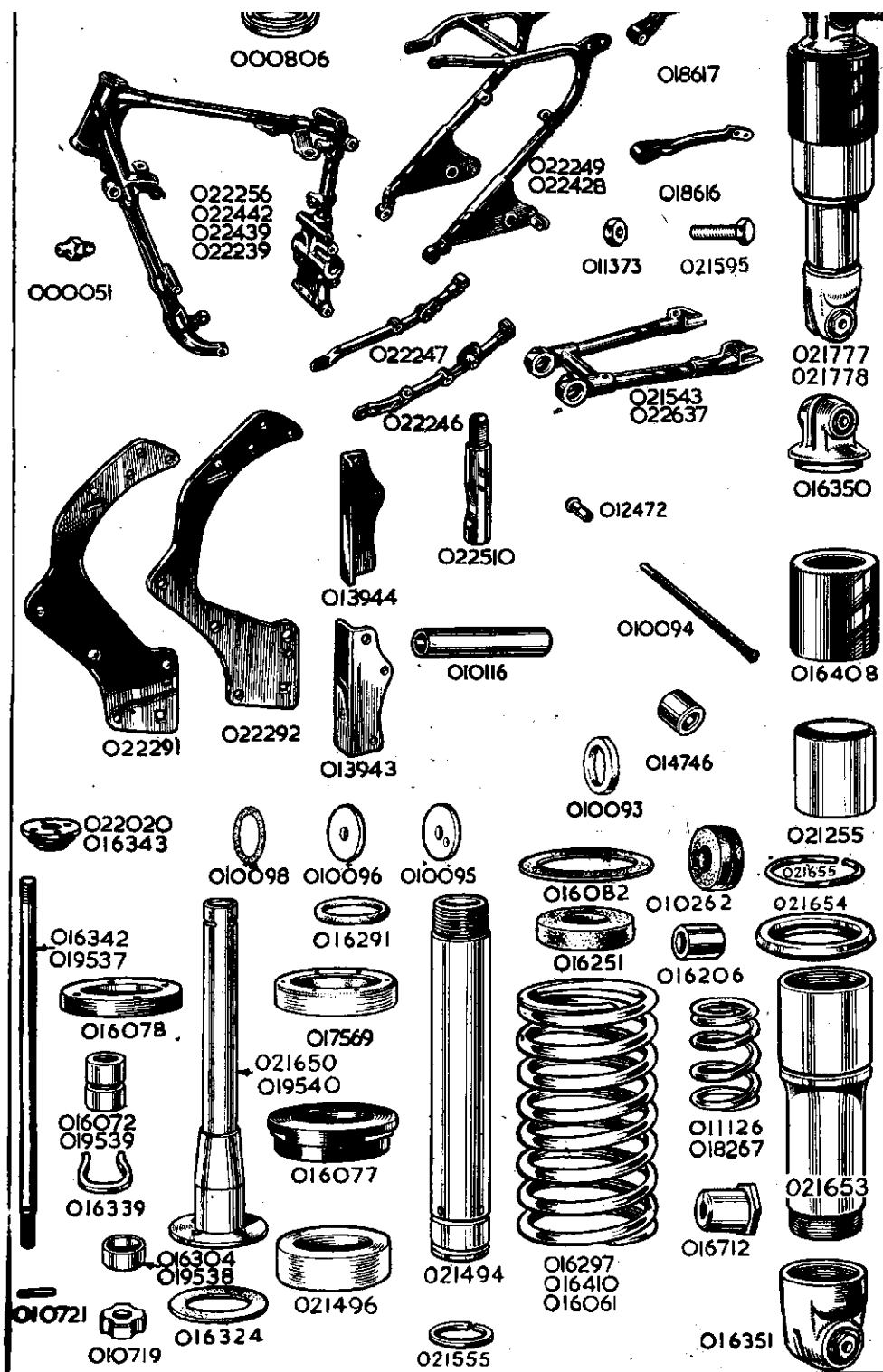
If a carrier is fitted the above 018648 bolts are discarded and bolt 014521 used. See Carrier page 31.

022549	... Washer, chrome, for mudguard support tube bolt	2	20-30			8
000191	... Washer, spring, for mudguard support tube bolt	2	"			$1\frac{1}{2}$
000005	... Nut, for mudguard support tube bolt	2	"			4

REAR FORK

021543	... Fork, rear	1	20-30	4	5	8
021595	... Adjuster, rear chain	1	"			7
011373	... Nut, lock, for chain adjuster	1	"			$2\frac{1}{2}$
014746	... Sleeve, assembly (bushed)	2	"		6	7
010116	... Tube	1	"		6	0
010095	... Cap, for rear fork bearing, right side	1	"		1	$2\frac{1}{2}$
010096	... Cap, for rear fork bearing, left side	1	"			$7\frac{1}{2}$
010093	... Washer, felt, for rear fork bearing	2	"			0
010098	... Gasket, for rear fork bearing caps	2	"			$1\frac{1}{2}$
010094	... Spoke, for rear fork bearing (central tie bolt)	1	"			5
012472	... Nipple, for rear fork bearing spoke	1	"			$2\frac{1}{2}$
000485	... Screw, plug, for oil, in end cap, $\frac{1}{2}$ in. by $\frac{1}{4}$ in. by 26	1	"			$11\frac{1}{2}$
000203	... Washer, fibre, for oil plug screw	1	"			$1\frac{1}{2}$
022510	... Pin, cotter, for bearing tube	2	"			7
022083	... Nut, for bearing cotter pin	2	"			4
000011	... Washer, for bearing cotter pin	2	"			$1\frac{1}{2}$

BEFORE ORDERING SPARES
PLEASE NOTE THE INFORMATION GIVEN ON PAGES
TWO AND THREE



PART NUMBER	DESCRIPTION	QTY. USED		EACH	
		OFF	ON	£	s. d.
TELEDRAULIC REAR LEG					
021777	... Leg, TELEDRAULIC, rear complete assembly (no fixing bolts, washers and nuts)	2	20-30	6	10 10
016350	... Pivot, top, assembled (this assembly includes the next three items)	2	"	18	11
016059	... Pivot, top, bare	2	"	17	9
010262	... Bush, rubber, for top pivot	4	"	"	4
016206	... Spacer, for top pivot rubber bush	4	"	"	4
016351	... Pivot, bottom, assembled (this assembly includes the next five items)	2	"	14	2
016060	... Pivot, bottom, bare	2	"	12	7
010262	... Bush, rubber, for bottom pivot	4	"	"	4
016206	... Spacer, for bottom pivot rubber bush	2	"	"	4
016712	... Nut, with sleeve, for bottom pivot bolt	2	"	7	$\frac{1}{2}$
016873	... Washer, plain, for 016712 sleeve nut	2	"	"	$\frac{1}{2}$
021494	... Tube, inner (fits in top pivot recess)	2	"	9	8
016291	... Ring, sealing inner tube at top	2	"	1	$2\frac{1}{2}$
021496	... Bush, lower end of inner tube	2	"	3	4
021555	... Circlip, retaining inner tube bush	2	"	"	$\frac{1}{2}$
021653	... Tube, outer (screws into bottom pivot)	2	"	1	6 6
016324	... Washer, sealing lower end of outer tube	4	"	"	$\frac{1}{2}$
016077	... Bush, for outer tube	2	"	2	0
017569	... Oil-seal, between inner and outer tubes	2	"	3	1
016078	... Collar, retaining oil-seal	2	"	2	$1\frac{1}{2}$
021650	... Tube, for damper	2	"	9	9
016072	... Sleeve, plunger, for damper rod	2	"	7	$\frac{1}{2}$
016339	... Clip, locating plunger sleeve	2	"	1	$2\frac{1}{2}$
016342	... Rod, for damper	2	"	1	$2\frac{1}{2}$
016343	... Collar, for top end of damper rod	2	"	1	$2\frac{1}{2}$
000074	... Nut, locking collar top-end of damper rod	2	"	"	4
016304	... Valve, for damper	2	"	1	$2\frac{1}{2}$
010721	... Pin, stop, for damper valve	2	"	"	$1\frac{1}{2}$
010719	... Seat, for damper valve	2	"	"	4
000005	... Nut, retaining damper seat to damper rod	2	"	"	4
011126	... Spring, buffer	2	"	1	0
016297	... Spring, main (solo)	2	"	6	0
016061	... Spring, main (sidecar)	2	"	11	7
016082	... Washer, leather, at both ends of main spring	4	"	"	4
016408	... Tube, outer, covering top end of main spring	2	"	8	8
021255	... Tube, outer, covering bottom end of main spring	2	"	12	6
021654	... Collar, retaining bottom outer cover tube	2	"	4	1
021655	... Circlip, retaining collar	2	"	"	2
016251	... Buffer, for TELEDRAULIC Leg	2	"	1	$1\frac{1}{2}$
018648	... Bolt, fixing top pivot, $3\frac{1}{8}$ in. by $\frac{3}{8}$ in. by 26	2	"	1	$7\frac{1}{2}$
014521	... Bolt, fixing top pivot (replaces 018648 when carrier is fitted)	2	"	1	$7\frac{1}{2}$
000010	... Washer, plain, for top pivot bolt	4	"	"	$1\frac{1}{2}$
016712	... Nut for top pivot bolt	2	"	"	$7\frac{1}{2}$
016359	... Bolt, fixing bottom pivot, $2\frac{1}{8}$ in. by $\frac{3}{8}$ in. by 26	2	"	"	$8\frac{1}{2}$
000010	... Washer, plain, for bottom pivot bolt	2	"	"	$1\frac{1}{2}$

FORK ASSEMBLIES

The following fork assemblies are complete and include ball races for the fork crown and top head lug (but not the two frame ball races).

022689	... Fork, assembly (TELEDRAULIC Front Fork, Solo)	1	20-30	21	1 8
022690	... Fork, assembly (TELEDRAULIC Front Fork, Sidecar)	1	"	21	4 8

For ease of servicing, the inner tube unit and damper unit are listed and supplied as separate assemblies. This enables a complete assembly to be exchanged in minimum time.

The units are listed below.

022693	... Front fork inner tube assembly, Solo	2	20-30	3	8 7
022694	... Front fork inner tube assembly, Sidecar	2	"	3	10 1

The above assemblies comprise :-

Inner tubes with rubber buffers, bushes and circlips, top bolts with washers and sealing rings, slider extensions with oil seals, fork springs and washers.

021974	... Front fork damper assembly	2	20-30	13	8
--------	--------------------------------	---	-------	----	---

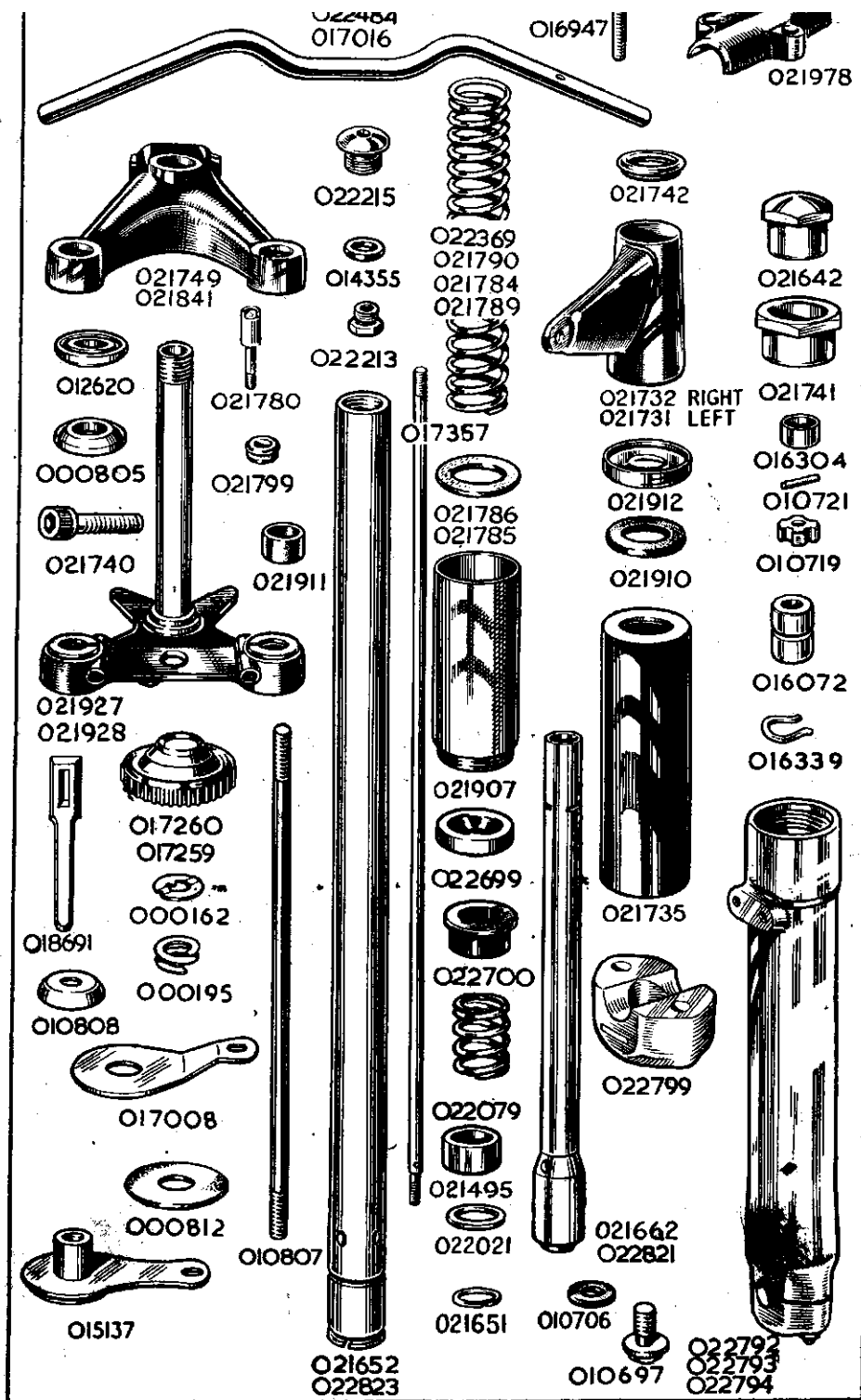
The above assembly comprises :-

Rod and two nuts, damper tube with valve, seat and pin, sleeve and clip and bottom fixing bolt with washer.

FRONT FORK

021927	... Crown, assembly, comprising crown, stem and circlip (these parts not sold separately)	1	20-30	2	10	7
000805	... Race, ball, for fork crown	1	"	4	6	
021740	... Screw, pinch, for fork crown	2	"	1	7 $\frac{1}{2}$	
021749	... Lug, for handlebar and steering head	1	"	2	2	11
012620	... Race, ball, for handlebar lug	1	"	4	5	
000051	... Nipple, grease, for handlebar lug	1	"		6	
021741	... Nut, adjusting, for fork crown stem	1	"	3	7	
021642	... Nut, lock (domed), for fork crown stem	1	"	3	4	
021652	... Tube, fork, inner	2	"	1	11	6
021911	... Buffer, rubber, for fork inner tube	6	"		6	
021495	... Bush, bottom, for fork inner tube	2	"	4	11	
021651	... Circlip, for fork inner tube bush	2	"		11 $\frac{1}{2}$	
022215	... Bolt, top, for fork inner tube	2	"	4	0	
022216	... Grommet for top bolt	2	"		2	
022213	... Adaptor for damper rod	2	"		6	
014355	... Ring, sealing, for fork inner tube top bolt	2	"		4	
022792	... Slider, fork, with cap, studs and nuts, left	2	"	2	6	6
022793	... Slider, fork, with cap, studs, and nuts, right	1	"	2	6	6
022799	... Cap, for fork slider	2	"	4	11	
010713	... Stud, securing fork slider cap, 1 $\frac{1}{8}$ in. by $\frac{3}{16}$ in. by 26 and 22	4	"		5	
000011	... Washer, plain, for fork slider cap stud	4	"		11 $\frac{1}{2}$	
000004	... Nut, for fork slider cap stud	4	"		4	
021907	... Extension, for fork slider	2	"	11	8	
022700	... Bush, plastic, for fork inner tube	2	"	2	11	
022699	... Oil-seal, for fork inner tube (rubber)	2	"	3	4	
022369	... Spring, main, for front fork, solo	2	"	6	0	
021789	... Spring, main, for front fork, sidecar	2	"	7	6	
022079	... Spring, buffer, for front fork	2	"	1	4	
022021	... Collar, for buffer spring	2	"		6	
021785	... Washer, leather, fork spring seating, top	2	"		2	
021786	... Washer, leather, fork spring seating, bottom	2	"		4	
021732	... Tube, fork cover, top, right, with lamp lug	1	"	13	0	
021731	... Tube, fork cover, top, left, with lamp lug	1	"	13	0	
021742	... Spigot, for top of fork top cover tubes	2	"	2	4	
021910	... Seat (rubber), for cover tube	2	"		8 $\frac{1}{2}$	
021912	... Housing, for fork top cover tube	2	"	3	3 $\frac{1}{2}$	
021735	... Tube fork cover, bottom	2	"	6	1	
000485	... Screw, plug, oil drain, for fork slider, $\frac{1}{4}$ in. by $\frac{1}{2}$ in. by 26	2	"		11 $\frac{1}{2}$	
000203	... Washer, fibre, for fork slider screw oil plug	2	"		11 $\frac{1}{2}$	
021662	... Tube, fork damper	2	"	7	0	
010697	... Bolt, fixing fork damper to slider $\frac{1}{8}$ in. by $\frac{5}{16}$ in. by 26	2	"	1	0	
010706	... Washer, fibre, for damper tube bolt	2	"		11 $\frac{1}{2}$	
017357	... Rod, for fork damper	2	"	1	11	
000004	... Nut, lock, top end of damper rod	2	"		4	
016072	... Sleeve, plunger, for fork damper rod	2	"		7 $\frac{1}{2}$	
016339	... Clip, retaining damper rod sleeve	2	"		11 $\frac{1}{2}$	
016304	... Valve, for fork damper	2	"	1	2 $\frac{1}{2}$	
010721	... Pin, stop, for fork damper valve	2	"		11 $\frac{1}{2}$	
010719	... Seat, for fork damper valve	2	"		4	
000005	... Nut, lock, for fork damper valve seat	2	"		4	
018691	... Steering locking bar (own padlock to be used)	1	"	1	6	

ALWAYS INCLUDE ALL THE LETTERS
WHEN QUOTING THE ENGINE NUMBER



NUMBER

OFF ON £ s. d.

STEERING DAMPER. (This is an optional extra)

022059	... Damper, steering, complete set of parts.....	1	20-30	1	0	6
017260	... Knob, control, for steering damper.....	1	"		4	2
000162	... Washer, ratchet, for steering damper knob	1	"			4
000195	... Washer, spring, for steering damper knob.....	1	"			5
010808	... Cap, for top of steering stem	1	"			7½
010807	... Drawbolt, for steering damper.....	1	"		1	5
015137	... Sleeve, assembly, lower end of drawbolt	1	"		6	10
000073	... Nut, locking sleeve to drawbolt	1	"			4
014577	... Bolt, fixing sleeve assembly, 7/16 in. by 1/4 in. by 26.....	1	"			4
000191	... Washer, spring, for bolt 014577	1	"			1½
000012	... Washer, plain, for bolt 014577	1	"			1½
017008	... Plate, anchor, top position	1	"			11
014577	... Bolt, fixing top anchor plate, 7/16 in. by 1/4 in. by 26	1	"			4
000191	... Washer, spring, for bolt 014577	1	"			1½
000812	... Washer, friction, for steering damper.....	2	"		1	0
021811	... Nut, lock, for fork crown stem (this replaces the domed lock-nut 021642 when a steering damper is fitted)	1	"		3	7

HANDLEBAR

022484	... Handlebar, bare	1	20-30	1	1	7
021978	... Clip (half only), for handlebar lug	1	"		4	2
016947	... Screw, for handlebar clip, 7/8 in. by 1/4 in. by 26 (socket head) ...	3	"			11

PROP STAND


014719	... Stand, prop, bare.....	1	20-30	1	4	4
014713	... Bolt, hinge, for prop stand, 2 1/8 in. by 7/8 in. by 26	1	"			8½
014139	... Nut, for prop stand hinge bolt.....	1	"			5
000049	... Pin, split, for prop stand hinge bolt.....	1	"			1½
021261	... Spring, return, for prop stand	1	"			9

CENTRE STAND

016438	... Stand, centre, bare	1	20-30	1	12	8
014626	... Bush, for centre stand, 7 in. long	2	"			10
014629	... Stud, hinge, for centre stand, 8 1/8 in. by 7/8 in. by 26	1	"		2	6
014630	... Spacer, central, for centre stand hinge stud, 4-2 in. long	1	"			1½
010912	... Washer, spigot, for centre stand hinge stud	2	"			5
000002	... Nut, for centre stand hinge stud	2	"			5
014627	... Spring, return, for centre stand	1	"		3	0
016399	... Spring, clip, for centre stand.....	1	"			0
000250	... Stud, for centre stand clip.....	2	"			4
000080	... Nut, for centre stand stop spring stud	2	"			1½
000039	... Washer, plain, for centre stand stop spring fixing nuts	2	"			1½

FRONT MUDGUARD

022372	... Mudguard, front, bare	1	20-30	1	14	6
010795	... Bolt, fixing mudguard bridge to right fork slider, 1/2 in. by 7/8 in. by 22	2	"			5
000192	... Washer, spring, for bridge right fixing bolt	2	"			1½
010624	... Stud, fixing mudguard bridge to left fork slider, also retains brake anchor stay and bracket for brake cable adjuster, 1 1/2 in. by 7/8 in. by 26 and 22	2	"			5
014117	... Washer, lock, for bridge left fixing stud.....	2	"			1½
000004	... Nut, for bridge left fixing stud.....	2	"			4
022373	... Stay, front mudguard	1	"		11'	2
000070	... Bolt, fixing stay to mudguard	2	"			4
000191	... Washer, spring stay to mudguard bolt	2	"			1½
000005	... Nut, stay to mudguard bolt	2	"			4



PART NUMBER	DESCRIPTION	QTY.		PRICE		
		OFF	ON	£	s.	d.
REAR MUDGUARD						
022685	... Rear mudguard (both portions with joint bolts)	1	20-30	3	17	0
022389	... Rear mudguard, forward portion only	1	"	2	4	8
021710	... Rear mudguard, rear portion only	1	"	1	7	6
021098	... Bolt, for mudguard joint	3	"			6
021099	... Washer, for mudguard joint bolt	3	"	1		1½
022250	... Bracket, for bottom of rear mudguard	2	"			5
000342	... Bolt, fixing bracket to rear mudguard, 1/8 in. by 1/4 in. by 26 ...	2	"			4
000012	... Washer, plain, for bracket fixing bolt	4	"			1½
000005	... Nut, for bracket fixing bolt	2	"			4
000275	... Stud, fixing rear mudguard brackets to frame, 3 9/16 in. by 7/16 in. by 26	1	"			5
000011	... Washer, plain, for bracket fixing stud	2	"			1½
000004	... Nut, for bracket fixing stud	2	"			4
000346	... Bolt, fixing rear mudguard to frame loop bridge, 1 7/8 in. by 1/2 in. by 26	1	"			5
000191	... Washer, spring, for bridge fixing bolt	1	"			1½
000005	... Nut, for bridge fixing bolt	1	"			4
000012	... Washer, plain, for bridge fixing bolt	1	"			1½
REAR CARRIER						
022576	... Carrier, rear, bare	1	20-30	2	2	10
014521	... Front fixing bolt (replaces 018648 when carrier is fitted)	2	"		1	7½
022738	... Bolt, fixing carrier	2	"			6
022737	... Washer, for carrier fixing bolt	2	"		1	1½
FRONT NUMBER PLATE						
011835	... Plate, number, front	1	20-30	3		5
011836	... Stud, fixing front number plate	2	"	1		2½
000012	... Washer, plain, front number plate stud	2	"			1½
000005	... Nut, front number plate stud	2	"			4
000861	... Screw, fixing front number plate to stud, 5/16 in. by 2 B.A.	2	"			1½
011889	... Fillet, rubber, front number plate	1	"			6
REAR NUMBER PLATE						
018737	... Plate, number, rear, 8 in. wide	1	20-30	13		10
000363	... Bolt, fixing rear number plate, 5/8 in. by 5/16 in. by 26	2	"			5
000192	... Washer, spring, rear number plate bolt	2	"			1½
FRONT CHAINCASE						
022683	... Chaincase, complete (comprises both halves, metal and rubber bands, clamping screw and inspection caps—NO FIXING BOLTS, SPACERS, WASHERS AND NUTS ARE INCLUDED)	1	20-30	2	16	5
022238	... Chaincase, back half, bare	1	"		12	6
018963	... Chaincase, front half, bare	1	"		17	9
018650	... Band, metal, for chaincase	1	"		7	10
022750	... Screw, clamping, chaincase metal band, 1 in. by 2 B.A.	1	"			8
018652	... Band, rubber, for chaincase	1	"		6	4
014457	... Cap, assembly, chaincase inspection (components not sold as separate spares)	1	"	2	7	4
000580	... Washer, cork, chaincase inspection cap	1	"			4
018964	... Domed clutch cover	1	"	6		0
018966	... Washer, cork, for clutch dome	1	"	1		1
000450	... Screw, 3/8 in. by 2 B.A., round head, for clutch dome	8	"			2½
000440	... Bolt, fixing chaincase to engine, 1/2 in. by 0 B.A.	3	"			4
000165	... Washer, lock, chaincase engine bolt	3	"			1½

PART NUMBER	DESCRIPTION	QTY. USED		EACH		
		OFF	ON	£	s.	d.

REAR CHAINGUARD

021576	... Chainguard, rear, bare	1	20-30	1	4	4
000350	... Bolt, fixing chainguard in front, $2\frac{1}{16}$ in. by $\frac{1}{4}$ in. by 26.....	1	"			5
000012	... Washer, plain, chainguard, front fixing bolt	2	"			$1\frac{1}{2}$
000005	... Nut, for chainguard front fixing bolt	1	"			4
000349	... Bolt, fixing spring of chainguard, $1\frac{7}{8}$ in. by $\frac{1}{4}$ in. by 26	1	"			5
021579	... Washer, spring, for chainguard rear fixing bolt	1	"			$1\frac{1}{2}$
021578	... Spacer, $1\frac{5}{8}$ in. long (located inside chainguard), on bolt 000349	1	"			6

BATTERY CARRIER

022335	... Carrier, battery assembled (less strap and loops).....	1	20-30		7	0
022535	... Carrier, battery strap.....	1	"	1	6	
022555	... Loop, battery carrier strap, large.....	1	"		3	
022556	... Loop, battery carrier strap, small	1	"		2	
000371	... Bolt, fixing battery carrier to frame	2	"		6	
000004	... Nut, for battery carrier fixing bolt	2	"		4	
000011	... Washer, for battery carrier fixing bolt	4	"		$1\frac{1}{2}$	
000070	... Bolt, earthing cable.....	1	"		4	
000012	... Washer, earthing cable bolt	1	"		$1\frac{1}{2}$	
022721	... Rubber, for battery carrier	1	"	1	5	

TOOL BOXES

022255	... Box, tool, bare (with lid but no other fittings).....	1	20-30	1	9	7
014511	... Screw, knurled, for tool box lid	2	"		$1\frac{1}{2}$	
000189	... Washer, spring, for tool box lid screw	2	"		$1\frac{1}{2}$	
000005	... Nut, for tool box lid screw	4	"		4	
000070	... Bolt, fixing tool box, $\frac{9}{16}$ in. by $\frac{1}{4}$ in. by 26	2	"		4	
000012	... Washer, plain, for tool box fixing bolt	4	"		$1\frac{1}{2}$	
000005	... Nut, for tool box fixing bolts	4	"		4	
000070	... Bolt, tool box, battery carrier, $\frac{9}{16}$ in. by $\frac{1}{4}$ in. by 26	2	"		4	
000005	... Nut, tool box, battery carrier bolt	2	"		4	
000012	... Washer, tool box, battery carrier bolt	2	"		$1\frac{1}{2}$	

FOOTRESTS

018601	... Arm, for footrest.....	2	20-30		10	0
010847	... Pad, rubber, for footrest arm	2	"		1	10
018604	... Rod, for footrests, overall length $10\frac{1}{2}$ in.	1	"		2	9
010924	... Spacer, $3\frac{1}{2}$ in. long, for footrest rod, between engine rear plates	1	"		1	4
013837	... Spacer, 1 in. long, for footrest rod, outside right plate	1	"			10
010911	... Spacer, $1\frac{3}{8}$ in. long, for footrest rod, outside left plate	1	"			$7\frac{1}{2}$
000009	... Washer, for footrest rod	2	"			$1\frac{1}{2}$
000002	... Nut, for footrest rod	2	"			5

PILLION FOOTRESTS

021984	... Pair of pillion footrests, complete (includes all the following items)	1	20-30		12	7
021641	... Spindle, bare for pillion footrest	2	"		3	$7\frac{1}{2}$
011599	... Bolt, hinge, for pillion footrest spindle, $1\frac{3}{16}$ in. by $\frac{3}{8}$ in. by 26	2	"			$7\frac{1}{2}$
000073	... Nut, for pillion footrest hinge bolt	2	"			4
010847	... Pad, rubber, for pillion footrest spindle	2	"		1	10

PART NUMBER	DESCRIPTION	OFF	ON	£	s.	d.
-------------	-------------	-----	----	---	----	----

TWIN SEAT

022375	... Seat, Twin.....	1	20-30	6	16	4
021208	... Screw, fixing seat at rear to loop, $\frac{5}{16}$ in. by $\frac{1}{4}$ in.	2	"			10
000012	... Washer, plain, for seat fixing screw.....	2	"			$1\frac{1}{2}$
018160	... Nut, for seat fixing screw	2	"			$1\frac{1}{2}$
021219	... Rubber Grommet, for base	2	"			$1\frac{1}{2}$

TRANSFERS

009203	... Transfer, for side of oil tank (oil level indicator)	1	20-30			1
009186	... Transfer, for front chaincase (oil level indicator)	1	"			4
009187	... Transfer, for front chaincase (patent)	1	"			$1\frac{1}{2}$
009202	... Transfer, for tool box and oil tank cover	2	"			5
009194	... Transfer, for rear mudguard ("A.J.S.")	1	"			3
009199	... Transfer, for front forks (patent).....	1	"			$7\frac{1}{2}$
009195	... Transfer, for petrol tank (reserve)	1	"			4
009204	... Transfer, for side of oil tank ("Fill to Here").....	1	"			1
009200	... Transfer, for forks ("Made in England")	1	"			$1\frac{1}{2}$
009197	... Transfer, for rear fork hinge (patent).....	1	"			$1\frac{1}{2}$
009206	... Transfer for top of petrol tank.....		30			3
022808	... Complete set of transfers	1	20	3		2
022809	... Complete set of transfers	1	30	3		5

DUMMY GRIP

16-069	... Grip, rubber, dummy.....	1	20-30	1		6*
--------	------------------------------	---	-------	---	--	----

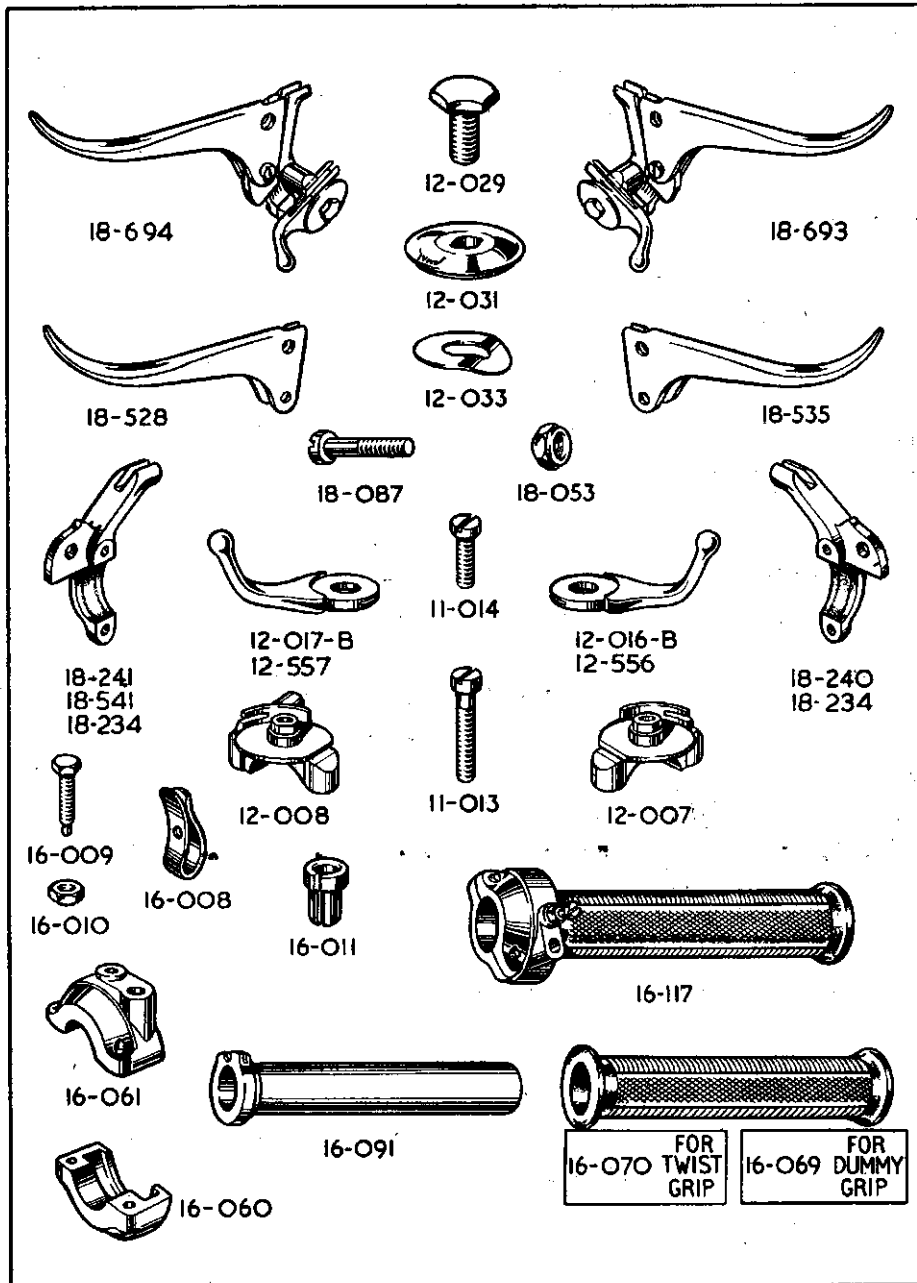
TWIST GRIP

16-117	... Twist grip, complete assembly	1	20-30	11		0*
16-070	... Grip, rubber, for twist grip	1	"	1		0*
16-091	... Rotor, and sleeve, for twist grip (does not include rubber grip)	1	"	3		10
16-060	... Body, twist grip, top (plain clip)	1	"	3		4
16-061	... Body, twist grip, bottom (for friction spring)	1	"	3		4
11-013	... Screw, long, clamping twist grip body	1	"			3
11-014	... Screw, short, clamping twist grip body	1	"			3
16-008	... Spring, friction, for twist grip	1	"			10
16-009	... Screw, for twist grip friction spring	1	"			7
16-010	... Nut, for twist grip friction spring screw	1	"			2
16-011	... Stop, for twist grip (throttle) cable	1	"			7

CLUTCH AND IGNITION CONTROL LEVERS

18-694	... Lever, assembly, clutch and ignition	1	20-30	18		9
18-528	... Lever only, clutch	1	"	5		9
12-557	... Lever only, ignition	1	"	4		2
18-241	... Bracket, for clutch lever	1	"	5		9
12-008	... Bracket, for ignition lever	1	"	3		0
11-013	... Screw, long, clamping clutch and ignition brackets	1	"			3
11-014	... Screw, short, clamping clutch and ignition brackets	1	"			3
18-087	... Pin, fulcrum, for clutch lever	1	"			3
18-053	... Nut, clutch, lever fulcrum pin	1	"			3
12-029	... Bolt, central, for ignition lever.....	1	"			3
12-031	... Cap, for ignition lever	1	"	1		1
12-033	... Washer, spring, for ignition lever	1	"			2

WHEN ORDERING SPARES, IF IN DOUBT REGARDING THE NAMES AND PART NUMBERS OF THE PARTS YOU REQUIRE, PLEASE SEND THE OLD PARTS TO SERVE AS PATTERNS.



NUMBER

OFF ON £ s. d.

BRAKE AND AIR CONTROL LEVERS

18-693	... Lever, assembly, brake and air		20-30	18	9
18-535	... Lever, only, brake		"	5	9
12-556	... Lever, only, air		"	4	2
18-240	... Bracket, for brake lever.....		"	5	9
12-007	... Bracket, for air lever		"	3	0
11-013	... Screw, long, clamping brake and air brackets		"	3	3
11-014	... Screw, short, clamping brake and air brackets		"	3	3
18-087	... Pin, fulcrum, for brake lever.....		"	3	3
18-053	... Nut, brake lever fulcrum pin		"	3	3
12-029	... Bolt, central, for air lever		"	3	3
12-031	... Cap, for air lever.....		"	1	1
12-033	... Washer, spring, for air lever.....		"		2

FRONT BRAKE CABLE

022874	... Cable, complete, assembled, front brake		20-30	6	10
000530-36 $\frac{1}{2}$... Wire, inner, front brake, 36 $\frac{1}{2}$ in. finished length		"	6	6
18-689	... Nipple, brake end, for brake inner wire		"	4	4
18-689	... Nipple, handlebar end, for brake inner wire.....		"	4	4
18-690	... Nipple, roller adaptor, handlebar end for inner wire		"	9	9
000529-26	... Casing, outer, front brake, 26 in. long		"	10	10
000531	... Ferrule, front brake outer casing.....	2	"	1 $\frac{1}{2}$	1 $\frac{1}{2}$
011348	... Adjuster, front brake cable		"	2	5
017217	... Nut, lock, front brake cable adjuster		"	7 $\frac{1}{2}$	7 $\frac{1}{2}$
017049	... End, yoke, front brake cable.....		"	1	7 $\frac{1}{2}$
000736	... Pin, for yoke end, front brake cable		"	5	5
000014	... Pin, split, for front brake cable yoke and pin		"	1 $\frac{1}{2}$	1 $\frac{1}{2}$
012478	... Sleeve, rubber, for front brake cable inner wire		"	6	6

CLUTCH CABLE

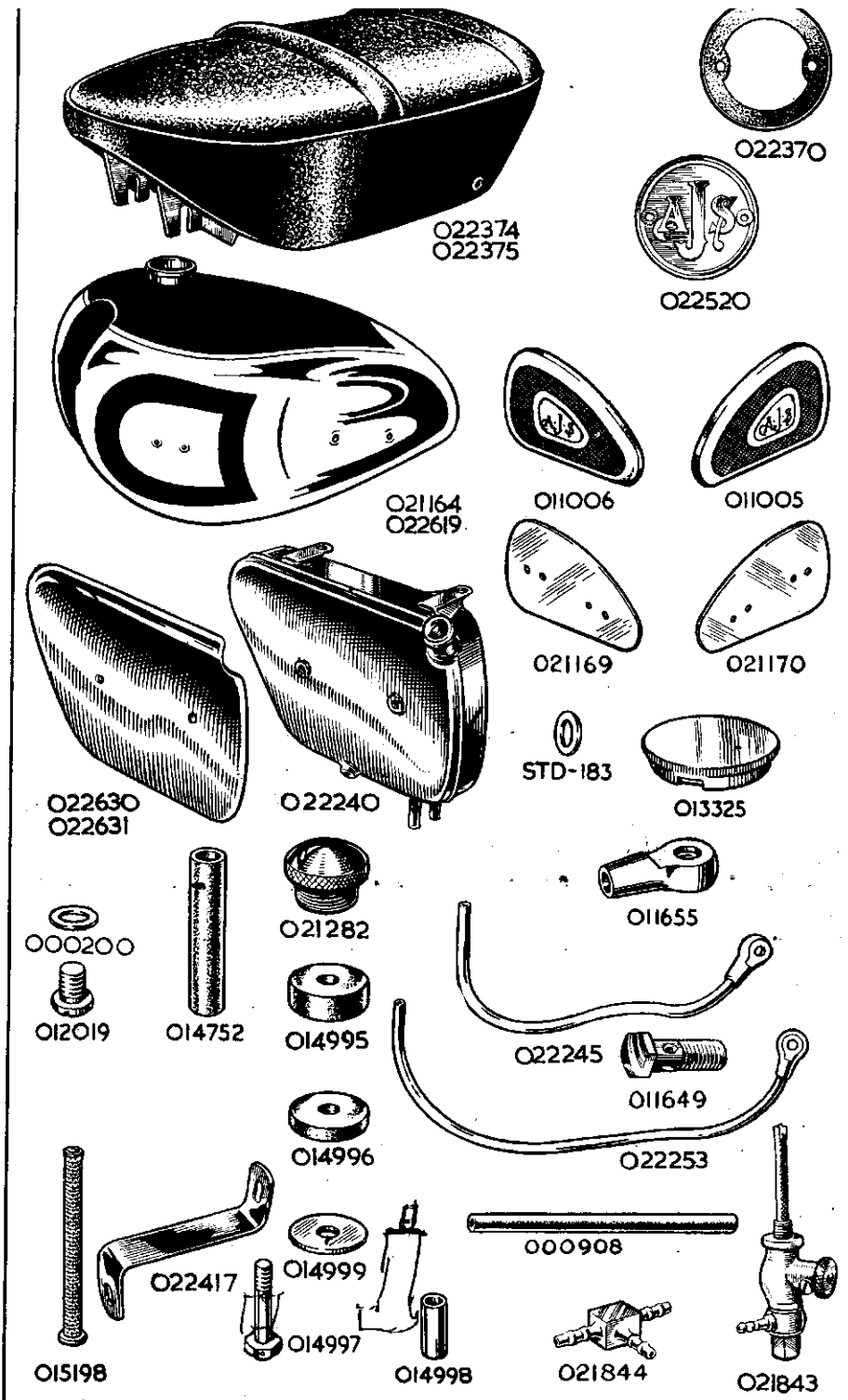
021405	... Cable, complete, assembled, clutch, with oil nipple.....		20-30	6	7
000530-43 $\frac{1}{2}$... Wire, inner, clutch, 43 $\frac{1}{2}$ in. finished length		"	6	6
017241	... Nipple, gearbox end, clutch inner wire		"	1 $\frac{1}{2}$	1 $\frac{1}{2}$
18-689	... Nipple, handlebar end, clutch inner wire		"	4	4
18-690	... Nipple, roller adaptor, handlebar end for inner wire		"	9	9
021406	... Casing, outer, clutch, with adaptor for oil nipple.....		"	2	7
000531	... Ferrule, clutch outer casing	2	"	1 $\frac{1}{2}$	1 $\frac{1}{2}$
014225	... Adjuster, clutch cable.....		"	8 $\frac{1}{2}$	8 $\frac{1}{2}$
011373	... Nut, lock, clutch cable adjuster		"	2 $\frac{1}{2}$	2 $\frac{1}{2}$
000051	... Oil nipple only.....		"	6	6
018986	... Adaptor for oil nipple		"	9	9

THROTTLE CONTROL CABLE

022019	... Cable, complete, assembled, throttle with oil nipple		20-30	5	3
000535-40 $\frac{1}{16}$... Wire, inner, throttle, 40 $\frac{1}{16}$ in. finished length		"	1	4
017242	... Nipple, carburetter end, throttle inner wire		"	2 $\frac{1}{2}$	2 $\frac{1}{2}$
017266	... Nipple, handlebar end, throttle inner wire		"	2 $\frac{1}{2}$	2 $\frac{1}{2}$
021408	... Casing, outer, throttle, with adaptor for oil nipple.....		"	2	5
000528	... Ferrule, throttle outer casing	2	"	1 $\frac{1}{2}$	1 $\frac{1}{2}$
000051	... Oil nipple only.....		"	6	6
018987	... Adaptor for oil nipple		"	9	9

AIR CONTROL CABLE

022022	... Cable, complete, assembled, air		20-30	3	6
000527-37 $\frac{7}{8}$... Wire, inner, air, 37 $\frac{7}{8}$ in. finished length		"	7	7
017242	... Nipple, carburetter end, air inner wire		"	2 $\frac{1}{2}$	2 $\frac{1}{2}$
017266	... Nipple, handlebar end, air inner wire.....		"	2 $\frac{1}{2}$	2 $\frac{1}{2}$
000526-32 $\frac{1}{8}$... Casing, outer, air, 32 $\frac{1}{8}$ in. finished length.....		"	11	11
000528	... Ferrule, air, outer casing	2	"	1 $\frac{1}{2}$	1 $\frac{1}{2}$



NUMBER

OFF ON £ s. d.

IGNITION CONTROL CABLE

018749	...	Cable, complete, assembled ignition	1	20-30	5	6
000526-37 $\frac{1}{2}$...	Wire, inner, ignition, finished length 37 $\frac{1}{2}$ in.	1	"		5
017379	...	Nipple, magneto end, ignition inner wire	1	"		7 $\frac{1}{2}$
017266	...	Nipple, handlebar end, ignition inner wire	1	"		2 $\frac{1}{2}$
000526-34 $\frac{7}{8}$...	Casing, outer, ignition, 34 $\frac{7}{8}$ in. long	1	"		9
000528	...	Ferrule, ignition outer casing	2	"		1 $\frac{1}{2}$
458731	...	Cap, rubber, cable entry to magneto	1	"		7*
458727	...	Cap, metal, cable entry to magneto	1	"	3	2*
163343	...	Washer, fibre, for cable entry metal cap	1	"		1*
454969	...	Plunger, for ignition cable	1	"	1	2*
458732	...	Spring, return, for ignition cable	1	"		3*

PETROL TANK

021164	...	Tank, petrol, bare, plated, black panels	1	20	12	4	10
022619	...	Tank, petrol, bare, plated, black panels	1	30	13	5	9
022362	...	Motif, for tank	2	20-30		5	8
022370	...	Seating, rubber, for tank motif	2	"			5
000153	...	Screw, fixing tank motif	4	"			2 $\frac{1}{2}$

PETROL TANK FITTINGS

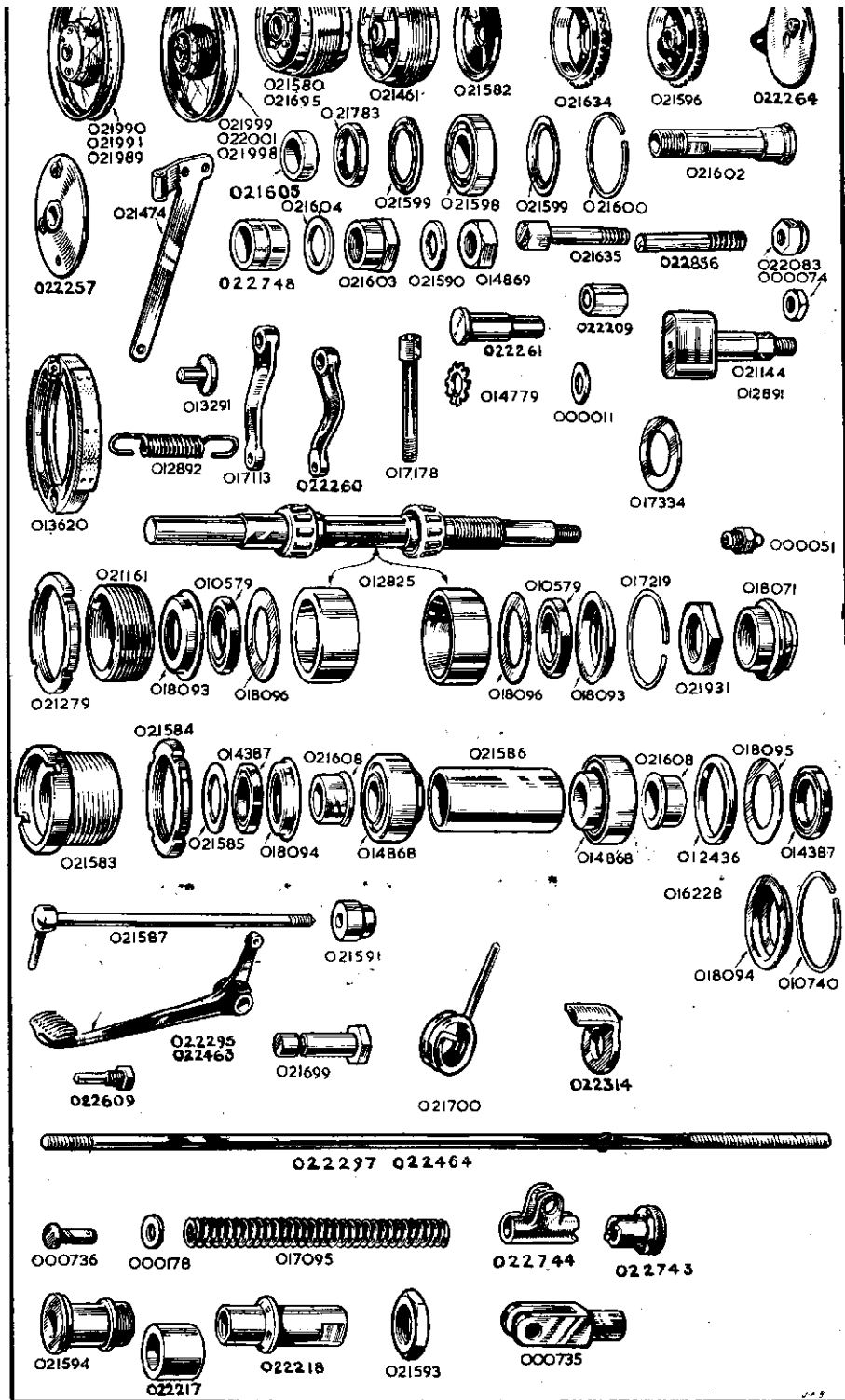
013325	...	Cap, filler, for petrol tank	1	20-30	6	5	1
021843	...	Tap, for petrol feed, with filter and banjo	2	"		8	4
000200	...	Washer, fibre, for petrol feed tap	2	"			4
022110	...	Banjo, for petrol feed pipe	2	"		2	0
022111	...	Nut, dome, retaining banjo	2	"		1	0
022056	...	Washer, fibre for banjo	4	"			4
022112	...	Cork, for petrol feed tap	2	"			3
011006	...	Grip, knee, left hand side	1	"		4	11
011005	...	Grip, knee, right hand side	1	"		4	11
021169	...	Plate, for left hand knee grip	1	"		1	4
021170	...	Plate, for right hand knee grip	1	"		1	4
000348	...	Bolt, fixing knee grip plate	4	"			4

PETROL TANK FIXING BOLTS

014997	...	Bolt, fixing tank, all positions, 1 $\frac{1}{4}$ in. by $\frac{5}{16}$ in. by 26	4	20-30			10
014998	...	Sleeve, 1 $\frac{3}{8}$ in. long, for tank fixing bolts	4	"			2 $\frac{1}{2}$
014995	...	Pad, rubber, thick ($\frac{3}{8}$ in.) for tank fixing bolts in front right and both rear positions	4	"			5
014996	...	Pad, rubber, thin ($\frac{1}{8}$ in.), for all tank fixing bolts (three used on front left bolt)	4	"			2 $\frac{1}{2}$
014999	...	Washer, metal, 1 $\frac{1}{4}$ in. diameter, plain, for tank fixing bolts	4	"			4
017051	...	Wire, copper, 5 ft. by 20 S.W.G.	1	"			4

OIL TANK

022240	...	Tank, oil, bare	1	20-30	1	19	6
000070	...	Bolt, fixing oil tank	3	"			4
000005	...	Nut, for tank fixing bolt	3	"			4
000012	...	Washer, for tank fixing bolt	3	"			1 $\frac{1}{2}$
021282	...	Cap, filler, oil tank	1	"	3		1
021329	...	Washer, for filler cap	1	"			1
012019	...	Plug, drain, for oil tank	1	"			5
000200	...	Washer, fibre, oil tank drain plug	1	"			4
022417	...	Bracket, fixing tank to seat tube	1	"			7
000070	...	Bolt, seat, tube fixing bracket	1	"			4
000012	...	Washer, bracket fixing bolt	1	"			1 $\frac{1}{2}$
022631	...	Cover, for oil tank	1	"	10		3
022632	...	Screw, for oil tank cover	2	"			8
000203	...	Washer, fibre, for cover screw	2	"			1 $\frac{1}{2}$
000012	...	Washer, plain, for cover screw	2	"			1 $\frac{1}{2}$



PART NUMBER	DESCRIPTION	QUANTITY		PRICE
		OFF	ON	

PETROL PIPE

000908-2 $\frac{1}{2}$	Flexible tubing, short, 2 $\frac{1}{2}$ in.	1	20-30	4
000908-5	Flexible tubing, long, 5 in.	2	"	11
021844	Petrol pipe "T" piece	1	"	2 9

OIL PIPES

022253	Pipe, oil feed assembly	1	20-30	16 4
022245	Pipe, oil return	1	"	14 6
011655	Union, banjo, feed and return oil pipes	2	"	5 5
011649	Pin, banjo, retaining feed and return oil pipes to engine	2	"	2 5
000183	Washer, fibre, for oil pipe banjo	4	"	4
014752	Connection, rubber, for feed and return oil pipes	2	"	6
015198	Filter, metal gauze, for oil feed pipe	1	"	2 0
022570	Pipe, vent, metal	1	"	5 0
000950-7 $\frac{3}{8}$	Hose, from oil tank to metal vent pipe	1	"	11

FRONT WHEEL

The complete wheel listed below comprises :—Rim, spokes, nipples, hub, grease nipple, all bearings, and all brake parts including cover plate and expander lever, but does not include the tyre.

022687	Wheel, front, with all fittings, chrome rim, black centre	1	20-30	13 18 9
--------	---	---	-------	---------

The bare wheel listed below comprises :—Rim, spokes, nipples and hub.

021990	Wheel, front bare, chrome rim, black centre	1	"	7 7 6
012220	Rim, front, chrome, black centre (A.M.C. 23)	1	"	13 8
021152	Spoke, front, 5 $\frac{7}{8}$ in. by 11 G	40	"	2
021154	Nipple, front, .250 in. by 11 G	40	"	2
021461	Hub, front wheel, shell only with brake drum	1	"	5 0 0
000051	Nipple, grease, for front wheel hub	1	"	6
011090	Tape, for 19 in. by 2 $\frac{1}{2}$ in. rim	1	"	1 9
021464	Hub disc, covering right side	1	"	7 7

FRONT WHEEL BEARINGS

012825	Spindle, with roller bearings, for front wheel	1	20-30	2 2 7
010579	Oil-seal, for front hub bearings	2	"	6
017219	Ring, spring, locating front hub bearings	1	"	4
018093	Cup, for front hub bearing oil-seal	2	"	4
018096	Ring, retaining front hub bearing oil-seals	2	"	1 $\frac{1}{2}$
021279	Nut, lock, for front hub bearing adjusting ring	1	"	1 5
021161	Ring, adjusting, for front hub bearing	1	"	1 3
021931	Nut, locating front brake cover plate	1	"	9
018071	Nut, outside, securing front brake cover plate	1	"	2 7
000001	Nut, front wheel spindle, left side	1	"	5
000008	Washer, plain, front wheel spindle, left side	1	"	1 $\frac{1}{2}$

REAR WHEEL

The complete wheel listed below comprises :—

Rim, spokes, nipples, hub, grease nipple and all bearings assembled, but does NOT include the centre solid spindle, washers, spacers, nuts, brake parts, sprocket and brake drum, speedometer drive and tyre.

021995	Wheel, rear, with all fittings, chrome rim, black centre	1	20-30	9 5 1
--------	--	---	-------	-------

The bare wheel listed below comprises :—

Rim, spokes, nipples and hub.

021999	Wheel, rear, bare, chrome, black centre	1	"	6 17 9
021814	Rim, rear, chrome, black centre (A.M.C. 24)	1	"	14 9
021691	Spoke, rear, left or right, 6 $\frac{1}{8}$ in. by 10 G	40	"	2
021693	Nipple, rear, left or right, .250 in. by 10 G	40	"	2
021580	Hub, rear wheel, shell only	1	"	4 9 2
021582	Disc for right hand side of hub	1	"	6 3
000051	Nipple, grease, for rear wheel hub	1	"	6
011090	Tape, for 19 in. rear rim	1	"	1 9

NUMBER

OFF ON £ s. d.

REAR WHEEL BEARINGS

014868	... Bearings, roller, for rear hub (only sold as a complete bearing)	2	20-30	15	7
014387	... Oil-seal, for rear hub bearings	2	"		5
010740	... Ring, spring, locating rear hub bearings	1	"		4
018094	... Cup, for rear hub bearing oil-seal	2	"		5
021585	... Ring, retaining, rear hub bearing oil-seals (small)	1	"		1
018095	... Ring, retaining, rear hub bearing oil-seals (large)	2	"		1½
012436	... Collar, spacing, between bearing and rear hub bearing oil-seal	1	"		11
021586	... Spacer, 2- ³ / ₈ in. long between the two bearings of rear hub	1	"	3	3
021583	... Ring, adjusting, for rear hub bearing	1	"	3	9
021584	... Nut, lock, for rear hub bearing adjusting ring	1	"	1	5
021587	... Spindle, centre, solid, for rear wheel	1	"	18	0
021608	... Spacer, on rear wheel solid spindle, for oil seals	1	"	1	7
021594	... Spacer on rear wheel spindle for speedo gear box	1	"	1	3
021590	... Washer, for solid spindle	1	"		4
021593	... Nut, locking, speedometer gearbox	1	"		8½
021591	... Spacer, on rear wheel solid spindle (abuts against fork end) speedo side	1	"		9
014869	... Nut, for rear wheel solid spindle	1	"		7½

FRONT BRAKE

021744	... Drum, front brake (must be fitted at works)	1	20-30		
021766	... Screw, fixing front brake drum to hub shell	5	"	1	1
011846	... Lock nut for brake drum screw	5	"		4
022257	... Plate, cover, front brake	1	"	8	9
021474	... Stay, front brake cover plate anchor	1	"	14	7
014807	... Bolt, fixing anchor stay to front cover plate, ⁵ / ₈ in. by ³ / ₈ in. by 26	1	"		4
014119	... Washer, special, for anchor stay bolt	1	"		1½
022261	... Pin, fulcrum, for brake shoes	1	"		7
000009	... Washer, plain (inner for pin)	1	"		1½
021563	... Screw, front brake shoe pin	1	"	1	4
013620	... Shoes, pair of, for front brake, with brake linings and thrust pins (only supplied in pairs) per pair	1	"	1	4 7
013291	... Pin, thrust, brake expander adjusting	2	"		11
000174	... Washer, plain, for thrust pin	R	"		1½
022832	... Linings, brake, per pair of, less rivets per pair	1	"	4	10
000113	... Rivets, for brake linings, per set of	14	"		3
012892	... Spring, for brake shoes	2	"		5
021144	... Expander, for brake shoes	1	"	4	11
017334	... Washer, packing, for expander bush	1	"		7½
022260	... Lever, for front brake shoe expander	1	"	9	10
000051	... Nipple, grease, for brake shoe expander	1	"		6
000174	... Washer, plain, for brake shoe expander	1	"		1½
000004	... Nut, for brake shoe expander	1	"		4

REAR BRAKE

021596	... Sprocket and brake drum, for rear wheel, 42 teeth	1	20-30	2	5 0
021607	... Pin, driving in hub	5	"	1	1
022083	... Nut, for driving pin	5	"		4
022264	... Plate, cover, rear brake	1	"	1	0 8
022748	... Spacer, for brake cover plate (outer)	1	"		10
021605	... Spacer, for brake cover plate (inner)	1	"	1	4
021598	... Bearing, ball for brake drum	1	"	17	5
021599	... Washer, for brake drum bearing	2	"		2
021600	... Circlip, for brake drum bearing	1	"		3
021783	... Oil seal, for brake drum bearing	1	"	3	1
021602	... Dummy spindle, for bearing	1	"	5	6
021603	... Nut, for dummy spindle	1	"	1	3
021604	... Washer, for dummy spindle	1	"		3
013620	... Shoes, pair of, for rear brakes, with brake linings and thrust pins (only supplied in pairs) per pair	1	"	1	4 7
013291	... Pin, thrust, brake, expander adjusting	2	"		11
000174	... Washer, plain, for thrust pin	R	"		1½
022832	... Linings, brake, per pair of, less rivets per pair	1	"	4	10

PART NUMBER	DESCRIPTION	QTY. OFF	USED ON	PRICE £ s. d.
-------------	-------------	----------	---------	---------------

REAR BRAKE—continued

000113	... Rivets, for brake linings.....per set of	14	20-30	3
012892	... Spring, for brake shoes.....	2	"	5
012891	... Expander, for brake shoes.....	1	"	4 11
017113	... Lever, for rear brake shoe expander.....	1	"	3 0
000051	... Nipple, grease, for brake shoe expander.....	1	"	6
000174	... Washer, plain, for brake shoe expander.....	1	"	1½
000004	... Nut, for brake shoe expander.....	1	"	4

REAR BRAKE OPERATING PARTS

022295	... Pedal, foot, for rear brake.....	1	20-30	18 10
022314	... Stop, for brake pedal.....	1	"	4
021699	... Fulcrum, for rear brake foot pedal.....	1	"	2 1
000051	... Nipple, grease, for rear brake foot pedal.....	1	"	6
021700	... Spring, return, rear brake foot pedal.....	1	"	1 0
022609	... Bolt, adjusting, rear brake foot pedal.....	1	"	3
022297	... Rod, bare, rear brake.....	1	"	2 3
000735	... End, yoke, for front end of brake rod.....	1	"	1 7½
000736	... Pin, for brake rod yoke end.....	1	"	5
000014	... Pin, split, for brake rod yoke end pin.....	1	"	1½
017095	... Spring, for brake rod.....	1	"	5
000178	... Collar, for brake rod, spring.....	1	"	1½
022744	... Clip, adjusting, for rear end of brake rod.....	1	"	2 11
000736	... Pin, for brake rod adjusting clip.....	1	"	5
000014	... Pin, split, for brake rod adjusting clip pin.....	1	"	1½
022743	... Nut, adjusting, for rear brake rod.....	1	"	2, 0

VOLTAGE REGULATOR

022544	... Regulator, complete unit, type MCR2 (Lucas No. 37097-B) ...	1	20-30	2 10 0*
022597	... Rubber, for regulator.....	1	"	3
022220	... Pad, rubber, support for voltage control.....	1	"	2
011094	... Grommet for cable.....	1	"	5

BATTERY

022345	... Battery, with lid, dry and uncharged. This is a battery that has NOT been filled with electrolyte (acid) and is, of course, not charged. It requires no special packing, and can safely be packed with other goods. (Lucas No. PU7E/9). (We do not supply charged batteries—for such apply to nearest Lucas Service Station).....	1	20-30	2 5 0*
				Plus 2/9 surcharge
4159062	... Lid, only, with rubber pads, for battery.....	1	"	2 3*

HEAD LAMP

021802	... Lamp, head, type 51655A with bulb, ammeter, switch, no cable harness (not Europe).....	1	20-30	5 2 6*
021803	... Lamp, head, type 51655A with bulb, ammeter, switch, no cable harness (Europe except France).....	1	"	5 2 6*
021804	... Lamp, head, type 51655A with ammeter, switch, less bulb and cable harness (France only).....	1	"	5 2 6*
516951	... Shell only, top half, for head lamp, type 51655A.....	1	"	17 6*
516952	... Shell only, bottom half, for head lamp, type 51655A.....	1	"	1 0 0*
553248	... Rim, bare, for head lamp.....	1	"	12 6*
553925	... Light unit, reflector and glass (all except Europe).....	1	"	14 6*
553940	... Light unit, reflector and glass (Europe except France).....	1	"	14 6*
553948	... Light unit, reflector and glass (France only).....	1	"	17 0*
555005	... Adaptor (bulb holder) all except France.....	1	"	4 0*

See ELECTRICAL SUNDRIES for Ammeter, Switch, Cable Harness and Bulbs.

THE PRICES OF SPARES DO NOT INCLUDE THE COST OF CARRIAGE

PART NUMBER	DESCRIPTION	QTY. OFF	USED ON	EACH		
				£	s.	d.
SIDE LAMP						
52224	... Side lamp, complete	2	20-30	12	6*	
516719	... Rubber grommet, for side lamp	2	"	1	0*	
573615	... Lens for side lamp	2	"	1	1*	
573646	... Rim and bead for side lamp	2	"	2	3*	
REAR LAMP						
022126	... Rear lamp, complete (Lucas L564)	1	20-30	1	2	6*
573839	... Window cover, red for rear lamp	1	"	4	6*	
575200	... Window cover, white for rear lamp	1	"	2	0*	
575208	... Rubber gasket, for window cover	1	"	1	0*	
552928	... Screw, retaining window cover	2	"	6	6*	
575207	... Grommet, rubber for bulb holder	1	"	9	9*	
575209	... Bulb holder	1	"	1	6*	
860428	... Rear lamp wires, with Paxolin washer	1	"	3	3*	
573825	... Rubber cap, covering cable entry	1	"	9	9*	
166014	... Nut, retaining body to rear number plate	2	"	1		
188330	... Spring washer for fixing nut	2	"	1	1/2*	
STOP LIGHT PARTS (Optional Extra)						
022031	... Stop light switch	1	20-30	7	6*	
018727	... Pull off, spring for switch	1	"	1	1	
022032	... Bracket, for switch	1	"	10		
018764	... Clip, for pull off spring	1	"	6		
000738	... Screw, securing switch and spring clip	3	"	4		
000739	... Nut, for screw switch and spring clip	3	"	4 1/2		
000039	... Washer, for spring clip screw	2	"	1		
018220	... Extra rubber cable clip	1	"	2 1/2		
011908	... Extra rubber cable clip	2	"	2		
014453	... Metal cable clip	1	"	4		
022836	... Cable (switch to lamp and battery) pair complete	1	"	2	3*	
000269	... Snap connector	1	"	2	1/2	
022002	... Complete kit of parts for stop light conversion	1	"	15	0	
HORN						
022529	... Horn, type HFI441. Lucas replacement number is 70137A ...	1	20-30	1	14	0*
012565	... Horn, bolt	2	"	4		
000039	... Horn, bolt washer	2	"	1 1/2		
ELECTRICAL SUNDRIES						
36084	... Ammeter, for head lamp panel	1	20-30	9	0*	
351551	... Switch, main lighting, for head lamp panel	1	"	12	0*	
351567	... Handle, with screw, for main lighting switch	1	"	1	9*	
022548	... Switch, dipping, and horn button combined	1	"	10	6*	
380459	... Rubber packing, for dipping switch and horn switch	1	"	9	9*	
021229	... Screw, fixing switch, 3/8 in. by 4 B.A.	2	"	3	3*	
	... Cable harness, main lighting (no dip switch wire, no horn wire, no regulator wires)	1	"	15	0*	
858795	... Cable harness, triple, for dipping switch	1	"	4	0*	
989981	... Cable, harness, for regulator	1	"	6	0*	
359218	... Cable, for horn	1	"	1	0*	
016681	... Sheath, for horn cable	1	"	6		
016682	... Sheath, for dynamo cable	1	"	4		
000543	... Cable, high tension, for sparking plug, price per foot	R	"	1	0	
000541	... Terminal, for high tension cable	2	"	4		

BY USING GENUINE SPARES YOU ARE ASSURED THEY WILL FIT ACCURATELY AND GIVE SATISFACTORY SERVICE

ITEM NUMBER	DESCRIPTION	QTY. USED OFF	ON	EACH £ s. d.
-------------	-------------	---------------	----	--------------

ELECTRICAL SUNDRIES—continued

000269	... Connector, snap, for rear lamp cable	1	20-30	2
000269	... Connector, snap, for regulator to ammeter cable.....	1	"	2
011094	... Bush, rubber, fits in rear mudguard, for rear lamp cable	1	"	4
312	... Bulb, head lamp, main, 6 volt, 30 by 24 watts (not Europe) ...	1	"	5 0*
	Plus Purchase Tax	—	"	1 3*
988	... Bulb, head lamp, pilot, 6 volt, 3 watts	2	"	1 5*
	Plus Purchase Tax	—	"	4*
384	... Bulb, rear lamp, 6 volt, 18 and 6 watts double contact	1	"	3 6*
	Plus Purchase Tax	—	"	10*
015547	... Plug, sparking, KLG, type FE-80	2	"	5 0*
021310	... Cover for dynamo terminals.....	1	"	1 0*
018895	... Interference suppressor	2	"	1 9*

CABLE CLIPS

011907	... Clip, rubber, 1½ in.....	4	20-30	2½
011908	... Clip, rubber, 3 in.	3	"	2½
018220	... Clip, rubber, 4¾ in.....	5	"	2½
014453	... Clip, metal, holding rear lamp wire inside mudguard	1	"	4

SPEEDOMETER

022006	... Speedometer, complete, trip, 120 M.P.H.	1	20-30	5 0 0*
022010	... Speedometer, complete, trip, 180 K.P.H.	1	"	5 0 0*
021793	... Head, only, speedometer, trip, 120 M.P.H.	1	"	3 10 0*
021795	... Head, only, speedometer, trip, 180 K.P.H.	1	"	3 10 0*
022057	... Bracket, retaining speedometer head	1	"	3 0*
021798	... Grommet, rubber for speedometer head in lamp.....	1	"	1 0
021799	... Grommet, rubber for speedometer cable in fork crown.....	1	"	5
53279-1	... Set of bulb holding parts for head	1	"	5 0*
53205	... Bulb, 6 volts, 1-8 watts, M.B.C. for head	1	"	1 6*
	Plus Purchase Tax	—	"	4*
N-1253	... Nut, fixing speedometer head to lamp	2	"	2*
W-7216	... Washer, spring, speedometer bracket nut.....	2	"	1*
53395-1-65	... Cable, speedometer drive, complete	1	"	1 2 6*
52108-1-65	... Cable, speedometer drive, inner only.....	1	"	1 3*
53398-1-65	... Cable, speedometer drive, outer only	1	"	1 3*
52283-5	... Gearbox, speedometer, complete	1	"	2 2 6*
021454	... Washer, outside speedometer gearbox	1	"	1½

VARIOUS EQUIPMENT

018691	... Bar, locking, for fork crown	1	20-30	1 6
022829	... Set of panniers, complete, with frames, fixing bolts, nuts and washers.....set	1	"	7 0 0*
	Plus Purchase Tax	—	"	2 4 6
022824	... Bag, pannier, left or right	2	"	2 10 0*
	Plus Purchase Tax	—	"	1 2 3
022825	... Frame only, for pannier bag, left	1	"	1 0 0*
022826	... Frame only, for pannier bag, right	1	"	1 0 0*
022827	... Bolt, fixing frames at bottom	2	"	7½
000347	... Bolt, fixing frames at top	2	"	5
000073	... Nut, for bottom fixing bolt	2	"	4
018160	... Nut, for top fixing bolt	2	"	1½
000012	... Washer, for top fixing bolt	2	"	1½
011957	... "TEKALL" rust preventative, ½ pint	R	"	2 0*
011958	... "TEKALL" rust preventative, 1 pint	R	"	3 0*
B-A-H	... Badge, monogram, "AJS," for button hole	R	"	1 6*
B-A-T	... Badge, monogram, "AJS," for tie	R	"	1 6*
B-A-B	... Badge, monogram, "AJS," for brooch	R	"	1 6*
	Instruction manual	R	"	2 6*

PART NUMBER	DESCRIPTION	QTY.		EACH		
		OFF	ON	£	s.	d.

COMPLETE TOOL KITS

022107	... Tool kit, complete, with tyre inflator	1	20-30	3	3	4
022108	... Tool kit, complete, less tyre inflator	1	"	2	14	4

The following comprise "TOOL KIT, COMPLETE, WITH TYRE INFLATOR," and is included as part of every motor cycle.

TOOLS

017253	... Bag for tools	1	20-30	4	11	
021625	... Screwdriver	1	"	1	0	
017248	... Pliers, side cutting	1	"	4	7	
011188	... Pliers, for gudgeon pin circlips	1	"	1	11	
017246	... Gun, grease	1	"	7	4	
017114	... Inflator, tyre	1	"	9	0	
017007	... Lever, tyre	2	"	1	3	
017052	... Spanner, double end, $\frac{3}{16}$ in. by $\frac{1}{8}$ in.	1	"	2	11	
017053	... Spanner, double end, $\frac{5}{16}$ in. by $\frac{3}{8}$ in.	1	"	4	5	
018178	... Spanner, double end, 1.011 in. by 1.2 in.	1	"	1	10	
017257	... Spanner, double end, $\frac{3}{16}$ in. by .375 in.	1	"	1	7 $\frac{1}{2}$	
017252	... Spanner, box, with tommy, for sparking plug	1	"	1	11	
017249	... Wrench, adjustable	1	"	10	10	
015023	... Spanner, double end, with gauge, for contacts (Lucas No. 415116)	1	"		7	
015264	... Spanner, single end, for rocker clamping bolts	1	"		5	
015213	... Spanner, box, for cylinder head nuts	1	"	2	0	
017254	... Spanner, clutch spring adjustment	1	"	1	0	
018055	... Key, for handlebar clip screws and rocker screws	1	"		8 $\frac{1}{2}$	
018667	... Key, for fork tube pinch screw	1	"	1	10	
000174	... Washer, for brake shoe thrust pin	8	"		1 $\frac{1}{2}$	

SPECIAL TOOLS

011381	... Holder, valve, for valve grinding	1	20-30	1	0	
015273	... Extractor, for timing pinion and magneto gear	1	"	5	5	
015374	... Extractor, for camshaft gears	1	"	5	5	
022011	... Disc, timing (see Instructions Manual)	1	"	4	2	

The above tools are NOT INCLUDED in the equipment of a new motor cycle.

SERVICE

The Service and Repair Department is situated in **Burrage Grove, Plumstead, London, S.E.18.** Burrage Grove is the first turning on the left from Burrage Road when entering Burrage Road from the Plumstead Road. (See final paragraph below).

The nearest Railway Station is **WOOLWICH ARSENAL, SOUTHERN REGION RAILWAY.** This Station is five minutes' walk from our Service Depot in Burrage Grove. There is an excellent service of electric trains from Charing Cross, Waterloo, Cannon Street and London Bridge Stations, Southern Region Railway.

Bus Routes 53, 54, 163, 99, 122, 122a, 177 and Trolleybus routes 696 and 698, pass the end of Burrage Road (one minute from the Service Depot).

Bus routes 186, 75 and 161 serve **Beresford Square** which is three minutes' walk from the **Service and Repair Department.**

Visitors from the North can pass into Woolwich via the Free Ferry between North Woolwich and Woolwich. North Woolwich is a British Railways terminus and is also served by Bus and Trolleybus routes 101, 569, 669 and 685. There is also a tunnel under the River Thames at this point for foot passengers. The Free Ferry accommodates all types of motor vehicles and there is a very frequent service. The Southern landing stage is less than a mile from the Service Depot.

Visitors arriving by road, if they are strangers to the locality, should enquire for **Beresford Square, Woolwich.** Upon arrival there, the road skirting the Royal Arsenal should be followed in an Easterly direction for about four hundred yards, and Burrage Road is the second turning on the right after leaving the square. Burrage Grove is then the first turning on the left.