

ALL PRICES, EXCEPT THOSE
MARKED ✱, ARE SUBJECT TO
10% INCREASE.

SPARES LIST

for

1957

500 c.c. O.H.V. Model 20

600 c.c. O.H.V. Model 30

A·J·S

"SPRINGTWIN"

VERTICAL TWINS



A·J·S

MOTOR CYCLES

PROPRIETORS: ASSOCIATED MOTOR CYCLES LIMITED

FLUMSTEAD - LONDON - S.E.18


★

Price:

TWO SHILLINGS and SIXPENCE

EDITION CL-44

SPARES LIST



A · J · S "SPRINGTWIN"

VERTICAL TWINS

Bore 66 m.m.

Stroke 72.8

Capacity 498 c.c.

Bore 72 m.m.

Stroke 72.8

Capacity 592 c.c.



Compiled and issued by the Manufacturers

A·J·S MOTOR CYCLES

(Proprietors : ASSOCIATED MOTOR CYCLES LIMITED)

Registered Offices :

**PLUMSTEAD ROAD, PLUMSTEAD
LONDON, S.E.18 . ENGLAND**

Nearest Station :
WOOLWICH ARSENAL
(Southern Region Railway)

Factories :
**BURRAGE GROVE and MAXEY ROAD
PLUMSTEAD, S.E.18**

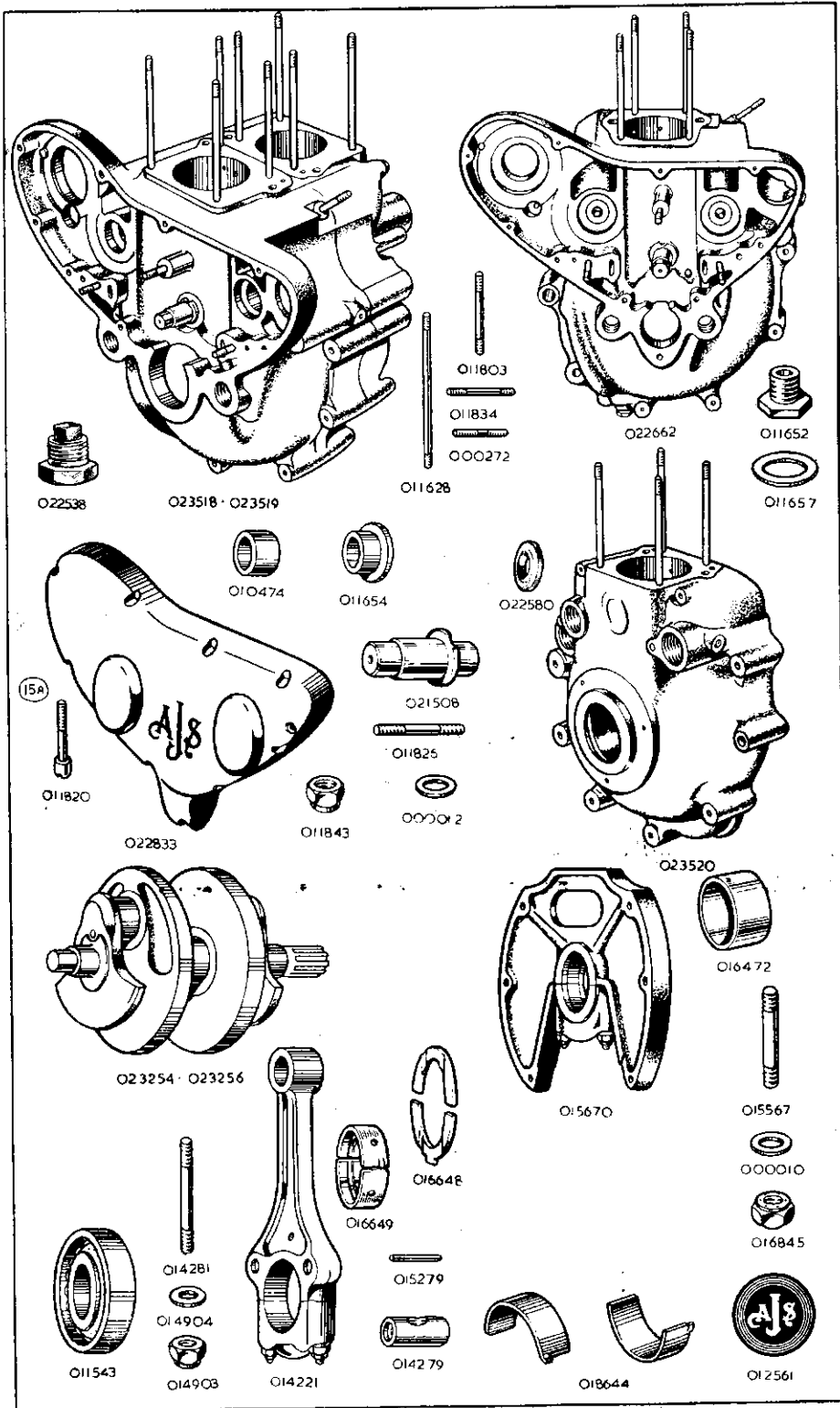
Telegrams and Cables : "ICANHOPIT, TELEX-LONDON" No. 2-2617
Telephone : WOOLWICH 1223 (7 Lines)

Codes : A.B.C. 5th and 6th Edition ; Bentley's ; and Private Codes

All correspondence to :—

A·J·S MOTOR CYCLES, PLUMSTEAD ROAD, LONDON, S.E.18

Price : TWO SHILLINGS and SIXPENCE



PART NUMBER	DESCRIPTION	QTY. USED		PRICE EACH £ s. d.
		OFF	ON	

CRANKCASE

023519	... Crankcase, complete (1).....	1	20-30	21 18 4
023520	... Crankcase, driving side only (2)	1	"	6 19 3
C22662	... Crankcase, timing side only (3).....	1	"	11 9 8
015670	... Web, centre, with cap, studs, washers and nuts (no bearing and thrust washers)	1	"	2 5 7
022833	... Cover, for timing gear	1	"	1 18 1
012561	... Badge, monogram, for driving side crankcase	1	"	5 7
011826	... Stud, fixing centre web, $1\frac{1}{2}$ in. by $\frac{1}{2}$ in. by 26 and 20.....	6	"	4
000012	... Washer, plain, for centre web top fixing studs	2	"	$1\frac{1}{2}$
000012	... Washer, plain, for centre web centre fixing studs	2	"	$1\frac{1}{2}$
000012	... Washer, plain, for centre web bottom fixing studs	2	"	$1\frac{1}{2}$
011843	... Nut, for centre web fixing studs	6	"	$3\frac{1}{2}$
015667	... Stud, for centre web bearing cap, $2\frac{1}{8}$ in. by $\frac{3}{8}$ in. by 20 and 20	2	"	1 3
000010	... Washer, plain, for centre web bearing cap stud	2	"	$1\frac{1}{2}$
016845	... Nut, for centre web bearing cap stud	2	"	4
011628	... Stud, in driving side crankcase, for cylinder and head, $5\frac{7}{16}$ in. by $\frac{5}{16}$ in. by 26 and 22	4	"	3 8
011628	... Stud, in timing side crankcase, for cylinder and head, $5\frac{7}{16}$ in. by $\frac{5}{16}$ in. by 26 and 22	4	"	3 8
011834	... Stud, in timing side crankcase, for pump carrying plate, $1\frac{5}{8}$ in. by $\frac{5}{16}$ in. by 26 and 22	3	"	4
000272	... Stud, in timing side crankcase, for fixing magneto, $1\frac{1}{2}$ in. by $\frac{5}{16}$ in. by 26 and 22	2	"	5
011803	... Stud, in timing side crankcase, for dynamo strap, $1\frac{3}{8}$ in. by $\frac{1}{4}$ in. by 26 and 20.....	1	"	4
021508	... Shaft, in timing side crankcase, for intermediate gear	1	"	8 8
011820	... Screw, retaining timing gear cover	10	"	8
011652	... Adaptor, to accommodate oil feed and return pipe retaining banjo pins. (Screws into timing side crankcase)	2	"	2 5
011657	... Washer, fibre, for banjo pin adaptors.....	2	"	$1\frac{1}{2}$
010474	... Bush, plain, for camshafts. (In driving side crankcase)	2	"	3 0
011654	... Bush, flanged, for camshafts. (In timing side crankcase)	4	"	4 4
016472	... Tunnel, for camshaft chamber (fits between crankcase halves)....	2	"	11
011648	... Cap, in crankcase housing for inlet camshaft	1	"	2 10 $\frac{1}{2}$
011642	... Washer, fibre, for crankcase housing cap	1	"	2 $\frac{1}{2}$

1.—Includes :—Driving crankcase. Timing crankcase, centre web with studs (no bearing and washers). Bushes for camshafts. Cylinder studs. Shaft for intermediate gear. Cam follower spindles. Studs for pump plate. Two magneto studs. Dynamo strap stud. Timing gear cover and screws. Monogram badge. Three bolts. One stud. Two nuts. Five washers.

2.—Includes :—Two camshaft bushes. Four cylinder studs. Cam follower spindles. Six studs for centre web. (No badge.)

3.—Includes :—Four camshaft bushes. Four cylinder studs. Shaft for intermediate gear. Three studs for pump plate. Two studs for magneto. One stud for dynamo strap. (No timing gear cover and screws.)

WHEN IN DOUBT REGARDING THE NAMES AND PART
NUMBERS OF THE PARTS YOU REQUIRE, PLEASE SEND
THE OLD PARTS TO SERVE AS PATTERNS

PART NUMBER	DESCRIPTION	QTY. USED OFF	ON	PRICE EACH		
				£	s.	d.

CRANKSHAFT, CONNECTING RODS AND BEARINGS

023254	... Crankshaft, plugged, but bare	1	20	15	0	0
023256	... Crankshaft, plugged, but bare	1	30	15	0	0
016649	... Bearing, plain, for centre bearing (in halves).....per pair	1	20-30	7	6	
016648	... Washer, thrust, for centre bearing	2	"	1	1	
011543	... Bearing, roller, for crankshaft. (Parts of this bearing are not sold separately), 1 $\frac{3}{8}$ in. internal, 3 in. external, $\frac{1}{16}$ in. wide. Manufacturers part number RLS-12 $\frac{1}{2}$	2	"	1	14	9
014221	... Connecting rod assembly. (No big end bearing)	2	"	4	0	6
014281	... Stud, for connecting rod, 2 $\frac{3}{8}$ in. by $\frac{5}{16}$ in. by 26	4	"	1	0	
014279	... Trunnion, for connecting rod	4	"	3	4	
015279	... Rivet, locating connecting rod stud	4	"		2 $\frac{1}{2}$	
014904	... Washer, plain, for connecting rod stud	4	"		1 $\frac{1}{2}$	
014903	... Nut, for connecting rod stud	4	"		8	
018644	... Bearing, plain, for connecting rod, top or bottom half...each half	4	"	6	11	
<i>The following undersize bearings can be supplied. It is necessary to have the journals ground to suit.</i>						
016670	... Bearing, plain, for centre bearing, .010 in. undersize (2 halves)	1	20-30	7	6	
016671	... Bearing, plain, for centre bearing, .020 in. undersize (2 halves)	1	"	7	6	
016672	... Bearing, plain, for centre bearing, .030 in. undersize (2 halves)	1	"	7	6	
018564	... Bearing, plain, for connecting rod, .010 in. undersize, top or bottom half.....	4	"	7	4	
018565	... Bearing, plain, for connecting rod, .020 in. undersize, top or bottom half.....	4	"	7	4	
018566	... Bearing, plain, for connecting rod, .030 in. undersize, top or bottom half.....	4	"	7	4	

CYLINDERS, PISTONS, HEADS AND VALVES

022230	... Cylinder, barrel only	2	20	3	1	3
022231	... Cylinder, barrel only	2	30	3	5	0
022233	... Washer, paper, for cylinder base	2	20-30			1 $\frac{1}{2}$
022598	... Piston, bare, normal size	2	20	1	6	10
022226	... Piston, bare, normal size	2	30	1	7	2
022669	... Piston, bare, .020 in. oversize	2	20	1	6	10
022670	... Piston, bare, .020 in. oversize	2	30	1	7	2
022671	... Piston, bare, .040 in. oversize	2	20	1	6	10
022672	... Piston, bare, .040 in. oversize	2	30	1	7	2
022663	... Piston, complete, normal size	2	20	2	3	3
022664	... Piston, complete, normal size	2	30	2	3	11
022665	... Piston, complete, .020 in. oversize	2	20	2	3	3
022666	... Piston, complete, .020 in. oversize	2	30	2	3	11
022667	... Piston, complete, .040 in. oversize	2	20	2	3	3
022668	... Piston, complete, .040 in. oversize	2	30	2	3	11
<i>The above complete pistons include:—</i>						
<i>Piston, two compression rings (1 chrome plated), one scraper ring. Gudgeon pin, two circlips for gudgeon pin.</i>						
018297	... Ring, compression, chrome plated, normal size	2	20	4	11	
022228	... Ring, compression, chrome plated, normal size	2	30	4	11	
018298	... Ring, compression, chrome plated, .020 in. oversize	2	20	4	11	
022315	... Ring, compression, chrome plated, .020 in. oversize	2	30	4	11	
018299	... Ring, compression, chrome plated, .040 in. oversize	2	20	4	11	
022316	... Ring, compression, chrome plated, .040 in. oversize	2	30	4	11	
010631	... Ring, compression, normal size	2	20	1	7 $\frac{1}{2}$	
022227	... Ring, compression, normal size	2	30	2	1 $\frac{1}{2}$	
015522	... Ring, compression, .020 in. oversize	2	20	1	7 $\frac{1}{2}$	
022317	... Ring, compression, .020 in. oversize	2	30	2	1 $\frac{1}{2}$	
016441	... Ring, compression, .040 in. oversize	2	20	1	7 $\frac{1}{2}$	
022318	... Ring, compression, .040 in. oversize	2	30	2	1 $\frac{1}{2}$	
018366	... Ring, scraper, normal size	2	20	3	7	
022229	... Ring, scraper, normal size	2	30	3	7	
022677	... Ring, scraper, .020 in. oversize	2	20	3	7	
022319	... Ring, scraper, .020 in. oversize	2	30	3	7	
022679	... Ring, scraper, .040 in. oversize	2	20	3	7	
022320	... Ring, scraper, .040 in. oversize	2	30	3	7	
011731	... Pin, gudgeon	2	20	5	6	
022277	... Pin, gudgeon	2	30	5	6	

CYLINDERS, PISTONS, HEADS AND VALVES—continued

014283	... Circlip, gudgeon pin	4	20-30		4
023004	... Head, for cylinder, bare, left.....	1	20	8 3	4
023408	... Head, for cylinder, bare, left.....	1	30	8 3	4
023007	... Head, for cylinder, bare, right.....	1	20	8 3	4
023411	... Head, for cylinder, bare, right.....	1	30	8 3	4
023019	... Head, for cylinder, with valve guides, valve guide circlips and manifold studs, left	1	20	8 10	11
023582	... Head, for cylinder, with valve guides, valve guide circlips and manifold studs, right	1	30	8 10	11
023020	... Head, for cylinder, with valve guides, valve guide circlips and manifold studs, right	1	20	8 10	11
023581	... Head, for cylinder, with valve guides, valve guide circlips and manifold studs, left	1	30	8 10	11
022236	... Gasket, for cylinder head	2	20-30	4	11
014163	... Valve, inlet	2	20	11	6
023403	... Valve, inlet	2	30	12	1
014165	... Valve, exhaust	2	20-30	16	6
011770	... Spring, inner, for valve	4	"		11
011769	... Spring, outer, for valve	4	"	1	8
014169	... Seat, for valve spring	4	"		11
014168	... Collar, for valve spring	4	"	2	4
014167	... Collet, for valve stems (in pairs)	4	"	1	3
014170	... Guide, for inlet valves	2	"	3	4
014171	... Guide, for exhaust valves	2	"	3	4
011111	... Circlip, locating valve guides.....	4	"		1½
011634	... Spacer, ⅜ in. long, for head retaining nuts	8	"		4
000004	... Nut, retaining cylinders and heads	8	"		4
000011	... Washer, plain, for head retaining nuts	8	"		1½
010625	... Stud, retaining inlet manifold, 1⅛ in. by ¼ in. by 26 and 20	4	"		4
014352	... Bush, for rocker spindle.....	4	"	1	0

RE-BORING

Cylinders may be re-bored to .020 in. or .040 in. oversize and pistons (with rings) supplied to suit. The charge is £6 0s. 3d. for the pair, with an additional 12s. 6d. if new gudgeon pins and circlips are also supplied. Cylinders sent for re-boring should be packed in stout cases which will be used by us for their return. Carriage is additional.

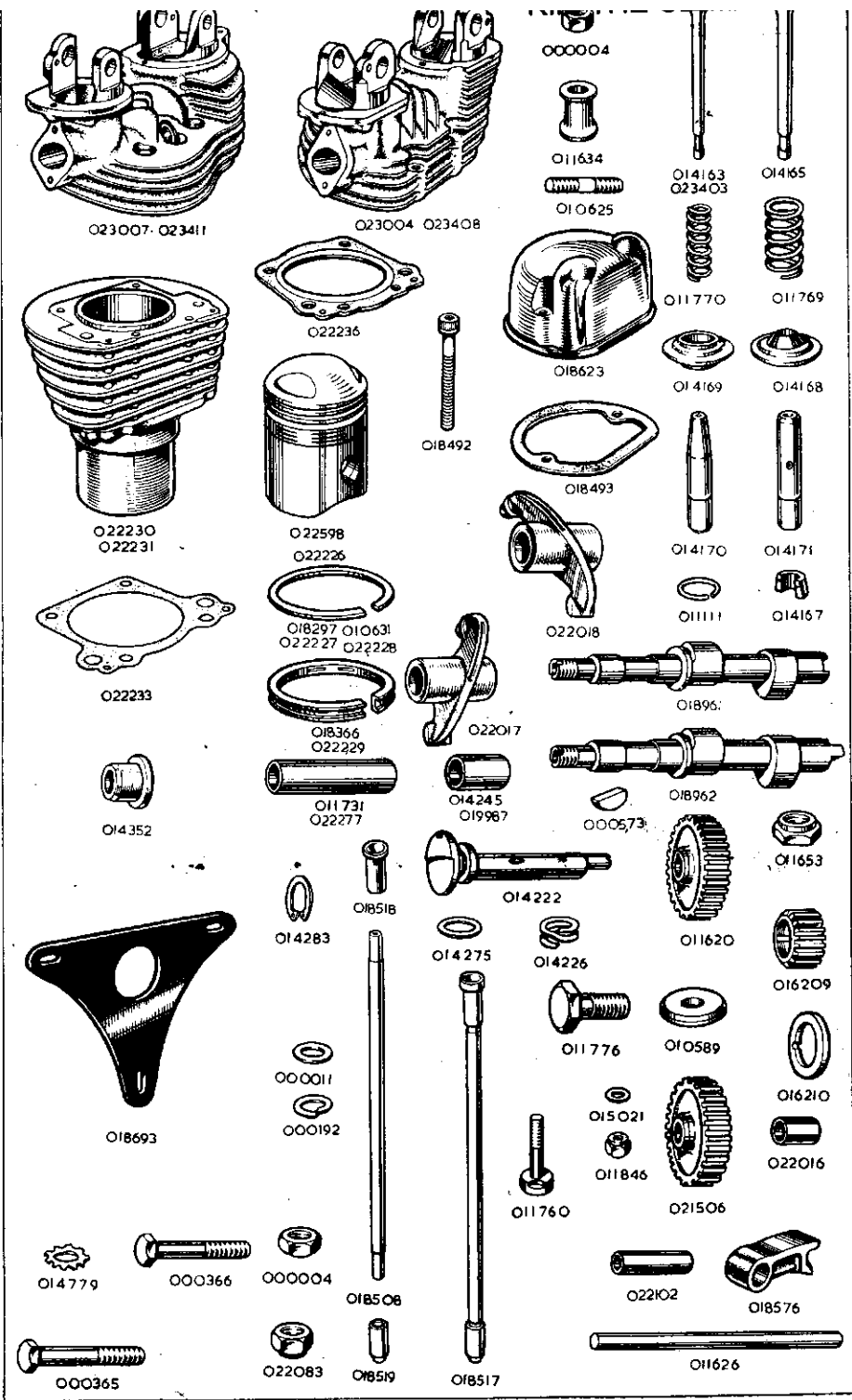
If a complete machine, or engine, is sent to us for cylinder re-boring, there will be an additional charge, according to the time taken, for dismantling and assembly.

TIMING GEAR

018961	... Camshaft, inlet.....	1	20-30	2 0	11
018962	... Camshaft, exhaust	1	"	2 0	11
011620	... Gear, on camshaft, 60 teeth	2	"	1 3	1
000573	... Key, locating camshaft gears	2	"		5
011653	... Nut, retaining camshaft gears	2	"		9½
016209	... Pinion, on crankshaft, 30 teeth.....	1	"	11	6
016210	... Spacer, ⅜ in. long, for crankshaft pinion	1	"	1	3
000573	... Key, locating crankshaft pinion.....	1	"		5
011776	... Bolt, retaining crankshaft pinion, threaded ½ in. by 20	1	"	1	0
010589	... Washer, plain, for crankshaft pinion bolt	1	"		6½
021506	... Gear, intermediate, with bush, 60 teeth.....	1	"	1 6	8
022016	... Bush, for intermediate gear	1	"	4	11
018576	... Follower, for camshaft	4	"	16	10
011626	... Spindle, for camshaft followers.....	2	"	3	4
022102	... Spacer, 1⅛ in. long between camshaft followers	2	"	1	1

ROCKERS AND PUSH RODS

022017	... Rocker, with bushes (left inlet and right exhaust)	2	20-30	1 10	1
022018	... Rocker, with bushes (right inlet and left exhaust)	2	"	1 10	1
014222	... Spindle, for rockers	4	"	14	10
014226	... Washer, spring, double coil, for rocker spindle	4	"		1½
014275	... Washer, plain, for either side of rocker spindle spring washer	8	"		2½
014275	... Washer, plain, for clamping end of rocker spindle	4	"		2½
011760	... Bolt, clamping rocker spindle. (Thread No. 2 B.A.)	4	"	1	7
015021	... Washer, plain, for rocker spindle clamping bolt	4	"		1½
011846	... Nut, for rocker spindle clamping bolt.....	4	"		4



ROCKERS AND PUSH RODS—continued

014245	... Bush, for rockers. (One in each rocker)	4	20-30	9 1/2
019987	... Bush for rockers. (One in each rocker)	4	"	2 9
018623	... Cover, for rockers	4	"	13 0
018493	... Gasket, for rocker covers	4	"	5
018492	... Screw, retaining rocker covers	8	"	1 3
018517	... Rod, push, assembled with ends	4	"	7 10
018508	... Rod, push, bare	4	"	2 2
018518	... End, upper, for push rod	4	"	3 4
018519	... End, lower, for push rod	4	"	2 8

ENGINE STEADY STAY

018693	... Plate, engine steady	1	20-30	1 1
000365	... Bolt, securing rear of steady stay, 1 1/8 in. by 7/8 in. by 26	2	"	8
000192	... Washer, spring, for steady stay frame front bolt	1	"	1 1/2
014779	... Washer, lock, for steady stay frame front bolt	1	"	1 1/2
022083	... Nut, for steady stay rear bolt	2	"	4
000366	... Bolt, securing steady stay to frame, 1 1/2 in. by 5/8 in. by 26	1	"	8
000004	... Nut, for steady stay to frame securing bolt	1	"	4
000011	... Washer, plain, under heads of rear bolts	2	"	1 1/2
000192	... Washer, spring, for rear bolts	2	"	1 1/2

OIL PUMPS

018037	... Oil pumps, complete, assembled on carrying plate (4)	1	20-30	7 9 7
015017	... Plate, carrying, oil pumps, bare (5)	1	"	17 9
014903	... Nut, securing pump carrying plate to timing side crankcase	3	"	8
000011	... Washer, plain, for pump carrying plate fixing nuts	3	"	1 1/2
000021	... Ball, 1/2 in. steel, for return pump bleed valve	1	"	1 1/2
000701	... Spring, for return pump bleed valve ball	1	"	4
015001	... Screw, securing return pump bleed valve spring. (Grub screw 1/2 in. long by 5/16 in. by 22)	1	"	2 1/2
016137	... Gasket, oval, behind pump carrying plate	2	"	1 1/2
016138	... Gasket, round, behind pump carrying plate	1	"	1 1/2
015568	... Body, oil feed pump, for 1/2 in. gears with 7/8 in. shaft	1	"	12 10
015599	... Pin, dowel, for oil feed pump	2	"	1 1/2
015576	... Plate, front end, for oil pump feed body	1	"	15 0
015573	... Plate, back end, for oil pump feed body	1	"	16 10
011617	... Washer, paper, between oil feed pump and carrying plate	1	"	1 1/2
000453	... Screw, retaining oil feed pump to carrying plate. 1 in. by 2 B.A.	3	"	4
015579	... Gear, driving, for oil feed pump, 1/2 in. wide. 7/8 in. shaft	1	"	12 10
015580	... Gear, driven, for oil feed pump, 1/2 in. wide. 7/8 in. shaft	1	"	10 11
015567	... Body, oil return pump, for 3/8 in. gears with 7/8 in. shaft	1	"	16 10
015599	... Pin, dowel, for oil return pump	2	"	1 1/2
015576	... Plate, front end, for oil pump return body	1	"	15 0
015573	... Plate, back end, for oil pump return body	1	"	16 10
011617	... Washer, paper, between oil return pump and carrying plate	1	"	1 1/2
000453	... Screw, retaining oil return pump to carrying plate. 1 in. by 2 B.A.	3	"	4
015577	... Gear, driving, for oil return pump, 3/8 in. wide. 7/8 in. shaft	1	"	13 2
015578	... Gear, driven, for oil return pump, 3/8 in. wide. 7/8 in. shaft	1	"	11 6

NOTE 4.—Includes all the items listed above except the three 014903 and 000011 fixing nuts and washers.

NOTE 5.—Includes the 000021, 000701 and 015001 bleed valve ball, spring and retaining grub screw.

BEFORE ORDERING SPARES
PLEASE NOTE THE INFORMATION GIVEN ON PAGES
TWO AND THREE

NUMBER

OFF ON £ s. d.

OIL FELT FILTER (IN ENGINE)

014235	... Filter, felt, for engine crankcase		20-30	7	11
018120	... Seat, for oil felt filter		"		5
014240	... Valve, relief, for oil felt filter		"	4	11
014241	... Spring, for oil felt filter relief valve		"		2½
023331	... Cap, assembled, oil felt filter housing (also accommodates oil non-return valve)		"	10	0
023106	... Washer, oil filter housing cap		"		6
015034	... Gasket, paper oil filter chamber (fits between the two crankcase halves)		"		1½
022538	... Filter, magnetic		"	7	1
000182	... Washer, for magnetic filter		"		1½

OIL DISTRIBUTOR

022385	... Distributor, oil		20-30	4	11
014247	... Cap, housing, for oil distributor		"	3	6
011642	... Washer, fibre, for oil distributor housing cap		"		2½
022580	... Washer, sealing crankcase bolt		"		9

GENUINE A·J·S SPARES


PURCHASED FROM

AN AUTHORISED "A·J·S" DEALER

OR FROM THE FACTORY, ARE IDENTICAL

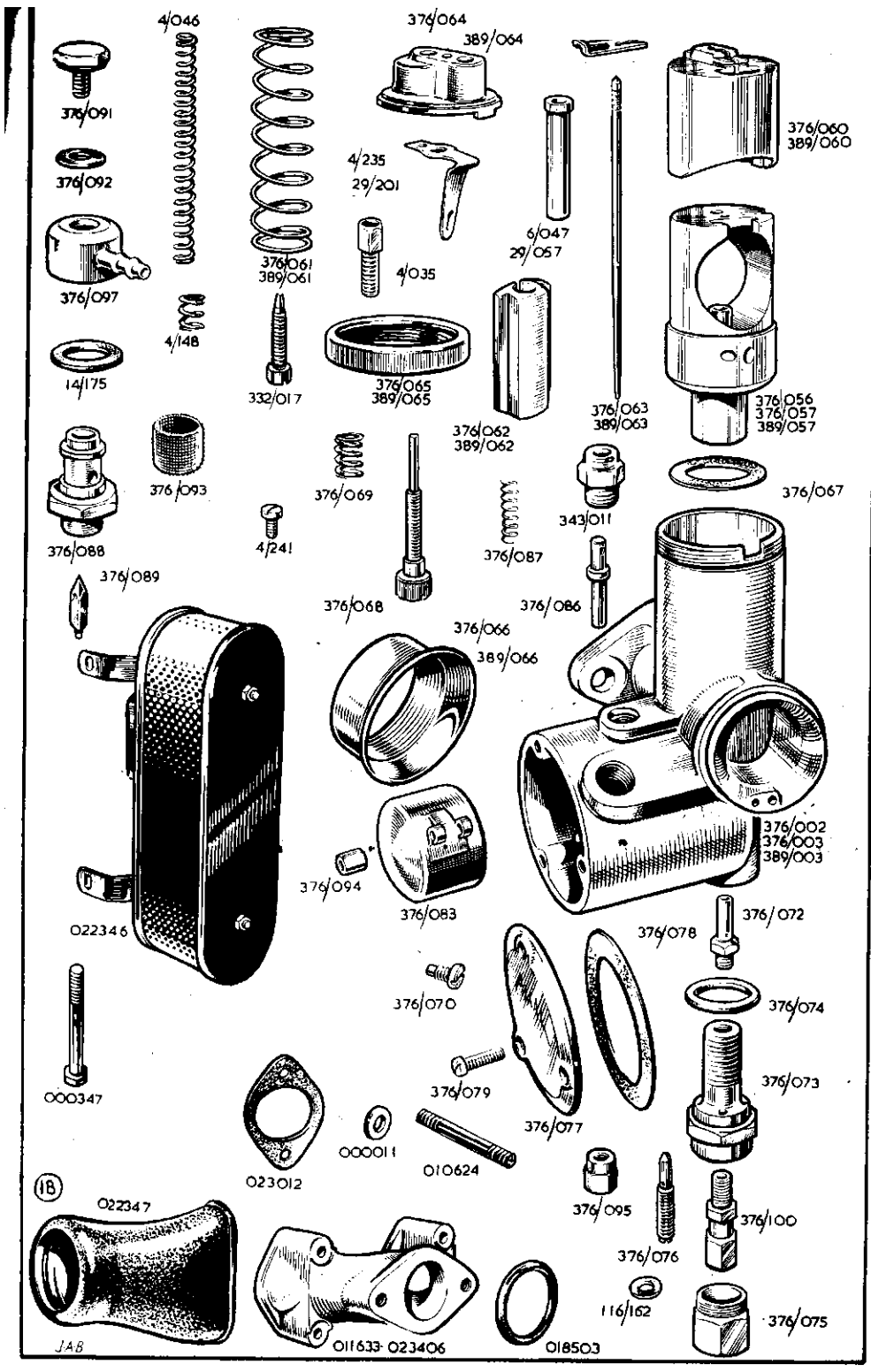
WITH THE PARTS ORIGINALLY BUILT

INTO YOUR MOTOR CYCLE



NUMBER		OFF	ON	£	s.	d.
CARBURETTER						
021875	... Carburetter complete (less controls) Monobloc type 376/6.....	1	20	4	10	0*
023595	... Carburetter complete (less controls) Monobloc type 376/78 ...	1	30	4	10	0*
011633	... Inlet manifold (bare). See cylinder head for fixing studs.....	1	20	1	2	5
023406	... Inlet manifold (bare) see cylinder head for fixing studs	1	30	1	2	5
023496	... Spacer for carburetter	1	20-30	2	0	
000012	... Washer for manifold retaining studs	4	20-30			1½
000005	... Nut for manifold retaining studs	4	"			4
023012	... Gasket between manifold and cylinder head	2	"			1½
018503	... Ring, rubber between carburetter and manifold	1	"	1	4	
010624	... Stud retaining carburetter to manifold	2	"			5
000011	... Washer for carburetter retaining stud	2	"			1½
000004	... Nut for carburetter retaining studs	2	"			4
376-002	... Carburetter body	1	20	1	10	0*
376-003	... Carburetter body	1	30	1	10	0*
376-077	... Side cover.....	1	20-30	2	9*	
376-078	... Side cover jointing washer	1	"			4*
376-079	... Side cover screw	3	"			2*
376-083	... Float	1	"	5	6*	
376-094	... Float spindle bush	1	"			4*
376-089	... Float needle	1	"	1	8*	
376-088	... Float needle seating	1	"	2	9*	
376-065	... Mixing chamber cap securing ring	1	"	3	3*	
4-235	... Mixing chamber cap securing ring spring	1	"			11*
4-241	... Screw securing cap securing ring spring.....	1	"			2*
376-064	... Mixing chamber cap	1	"	3	3*	
4-035	... Control cable adjuster	2	"			8*
376-062	... Air valve	1	"	4	11*	
6-047	... Air valve guide	1	"	1	4*	
376-060	... Throttle valve, size 4	1	20	7	8*	
376-060	... Throttle valve, size 3½	1	30	7	8*	
4-046	... Air valve spring	1	20-30			4*
376-061	... Throttle valve spring	1	"			7*
376-068	... Throttle stop screw	1	"			10*
376-069	... Throttle stop screw spring	1	"			3*
332-017	... Pilot air adjusting screw	1	"			10*
4-148	... Pilot air adjusting screw spring	1	"			3*
376-063	... Taper jet needle	1	"	2	6*	
4-230	... Taper jet needle clip	1	"			7*
376-072	... Needle jet.....	1	"	3	0*	
376-100	... Main jet, size 240.....	1	20	1	6*	
376-100	... Main jet, size 300.....	1	30	1	6*	
376-073	... Main jet holder	1	20-30	4	5*	
376-074	... Jet holder washer	1	"			2*
376-075	... Main jet cover	1	"	1	1*	
376-076	... Pilot jet.....	1	"	1	1*	
376-095	... Pilot jet cover nut	1	"			10*
116-162	... Pilot jet cover nut washer.....	1	"			2*
376-056	... Jet block complete	1	20	12	6*	
376-057	... Jet block complete	1	30	12	6*	
376-070	... Locating peg for jet block	1	20-30			7*
376-067	... Jet block washer	1	"			2*
376-097	... Petrol pipe banjo.....	1	"	2	2*	
376-091	... Petrol pipe banjo bolt	1	"			7*
376-092	... Petrol pipe banjo bolt washer	1	"			2*
14-175	... Banjo seating washer	1	"			2*
376-093	... Filter gauze	1	"			9*
343-011	... Tickler body.....	1	"	1	4*	
376-086	... Tickler plunger	1	"	1	1*	
376-087	... Tickler Spring	1	"			2*
376-066	... Air intake venturi	1	"	4	3*	

BY USING GENUINE SPARES YOU ARE ASSURED THEY
WILL FIT ACCURATELY AND GIVE SATISFACTORY SERVICE



PART NUMBER	DESCRIPTION	QTY.	USED		EACH
			OFF	ON	

AIR CLEANER. (This is optional extra equipment)

022346	... Cleaner, air	1	20-30	1	11	6*
022347	... Sleeve, rubber, connecting air cleaner to carburetter.....	1	"		5	5
023273	... Retainer, air cleaner connection hose	1	"			9
016983	... Set of air cleaner elements comprising filter element and two fabric end gaskets	1	"		8	0*
000347	... Bolt, for frame.....	1	"			5
000005	... Nut, for fixing bolt.....	1	"			4
000012	... Washer, for fixing bolt	1	"			1½
<i>When an air cleaner is fitted it is essential to :-</i>						
	Fit a smaller jet, viz., use jet 376-100 (size 230)	1	20	1		6*
	(size 220)	1	30	1		6*

MAGNETO

018747	... Magneto, complete, Type K2F (Lucas number 42230-A)	1	20-30			★
458367	... Pick-up, with brush and spring, right	1	"		6	6*
458368	... Pick-up, with brush and spring, left.....	1	"		6	6*
470534	... Contact breaker, complete	1	"	1	2	0*
470609	... Contact set	1	"		8	9*
459037	... Cover, for contact breaker with switch	1	"		7	6*
010339	... Gasket, for magneto flange	1	"			1½
000365	... Bolt, retaining magneto, 1 1/8 in. by 3/8 in. by 26	1	"			8
<i>For the two magneto retaining studs, see "Crankcase Group."</i>						
014779	... Washer, lock, for magneto retaining bolt and studs.....	3	"			1½
000004	... Nut, for magneto retaining bolt and studs.....	3	"			4
014464	... Gear, on magneto shaft	1	"	1	15	8
140074	... Washer, plain, on magneto shaft	1	"			1½*
171284	... Nut, on magneto shaft, retaining magneto driving gear	1	"			6*

★ Price on application.

DYNAMO

011833	... Dynamo, Type E3L-L-1-0 (Lucas Number 20009-B)	1	20-30			★
200826	... Cover assembly	1	"		2	3*
200737	... Brush, for dynamo, set of two, per set	1	"		3	0*
014141	... Gasket, between dynamo and crankcase.....	1	"			1½
011801	... Strap, retaining dynamo to crankcase	1	"			0
014796	... Screw, retaining lower end of dynamo strap to crankcase, 7/8 in. by 1/2 in. by 20	1	"			2½
000012	... Washer, plain, for dynamo strap retaining screw	1	"			1½
010604	... Crosshead, in eye of dynamo retaining strap.....	1	"			8
011802	... Nut, tensioning dynamo strap. (The stud on which this nut screws, is listed with the crankcase parts).....	1	"			5
000012	... Washer, plain, for dynamo strap tensioning nut	1	"			1½
011800	... Gear on dynamo shaft	1	"	1		2
000572	... Key, locating dynamo shaft gear	1	"			4
111700	... Bolt, retaining gear on dynamo shaft	1	"			6*
188378	... Washer, lock, for dynamo gear retaining bolt	1	"			2*
016850	... Stud, drawing dynamo to crankcase, and passing through timing cover, 2½ in. long by 2 B.A.	1	"			5
016851	... Nut, for dynamo draw stud	1	"	1		0

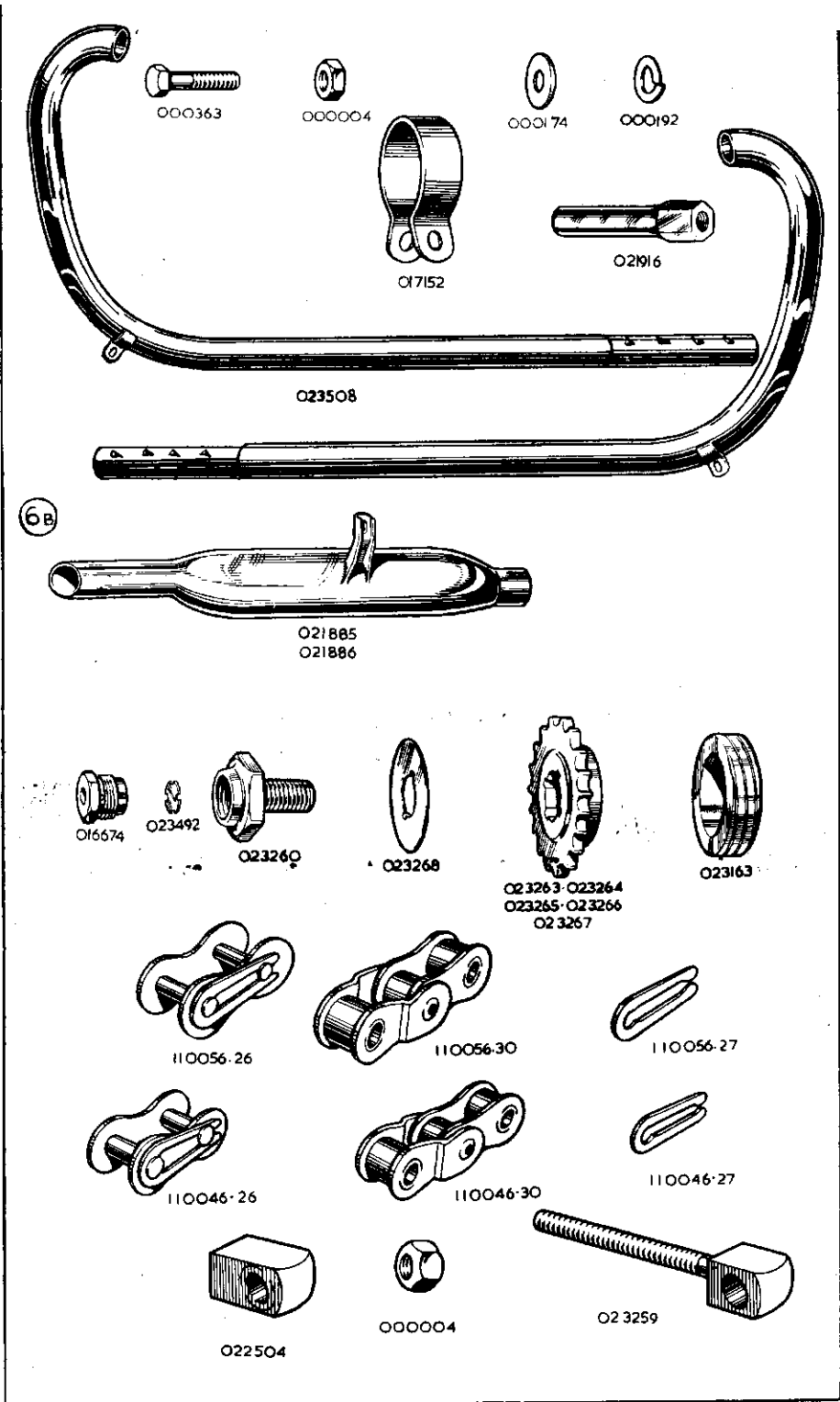
★ Price on application.

CRANKCASE BOLTS, with engine plates and all bolts passing through same

014292	...	Bolt, clamping crankcase throat, $3\frac{1}{8}$ in. by $\frac{5}{16}$ in. by 22. (These bolts pass through the driving side crankcase and thread into the timing side crankcase).....	3	20-30	1	1
000011	...	Washer, plain, for 014292 crankcase bolts	3	"	2	$1\frac{1}{2}$
013944	...	Plate, engine front, right side	1	"	2	8
013943	...	Plate, engine front, left side	1	"	2	8
000303	...	Stud, passing through crankcase and upper holes in engine, front plates. (This stud also supports the stays for the exhaust pipes)	1	"		8
000003	...	Nut, for engine plate stud.....	2	"		4
000278	...	Stud, passing through crankcase and lower holes in engine front plates, $4\frac{9}{16}$ in. by $\frac{5}{16}$ in. by 26	1	"		8
000011	...	Washer, plain, for 000278 engine plate stud	2	"		$1\frac{1}{2}$
000004	...	Nut, for 000278 engine plate stud	2	"		4
000277	...	Stud, passing through crankcase at bottom, $4\frac{9}{16}$ in. by $\frac{5}{16}$ in. by 26	1	"		8
000011	...	Washer, plain, for 000277 crankcase stud	2	"		$1\frac{1}{2}$
000004	...	Nut for 000277 crankcase stud.....	2	"		4
000303	...	Stud, passing through front of main frame and top of engine front plate.....	1	"		8
000003	...	Nut, for 000303 frame stud	2	"		4
021086	...	Stud, passing through main frame front tube bottom lug, the crankcase, and the front ends of the rear frame rails, 6 in. by $\frac{3}{8}$ in. by 26.....	1	"	1	1
000010	...	Washer, plain, for 021086 frame stud	2	"		$1\frac{1}{2}$
000003	...	Nut, for 021086 frame stud	2	"		4
022291	...	Plate, engine, rear left	1	"	6	9
022292	...	Plate, engine, rear right.....	1	"	6	11
022422	...	Cover, rear engine plates.....	1	"	3	0
000278	...	Stud, passing through top of engine rear plates and the crankcase, $4\frac{9}{16}$ in. by $\frac{5}{16}$ in. by 26	1	"		8
000278	...	Stud, passing through bottom of engine rear plates and the crankcase, $4\frac{9}{16}$ in. by $\frac{5}{16}$ in. by 26.....	1	"		8
000011	...	Washer, plain, for 000278 studs	3	"		$1\frac{1}{2}$
000004	...	Nut, for 000278 studs.....	3	"		4
000316	...	Stud, passing through engine rear plates, rear of crankcase, and centre of front chaincase, $7\frac{7}{16}$ in. by $\frac{7}{16}$ in. by 26. (Stud should be fitted so that the longer thread is on left-hand side of machine)	1	"	1	7
023117	...	Spacer, $1\frac{1}{2}$ in. long, on 000316 stud, between back of front chaincase and crankcase	1	"		9
021230	...	Wide nut spacer, on 000316 stud, inside front chaincase.....	1	"		5
000009	...	Washer, plain, for 000316 stud	2	"		$1\frac{1}{2}$
000002	...	Nut, for 000316 stud	1	"		5
000306	...	Stud, passing through top of engine, rear plates, and lower end of main frame seat tube	1	"		8
000003	...	Nut, for 000306 stud	2	"		4
000010	...	Washer, for 000306 stud	1	"		$1\frac{1}{2}$
000278	...	Stud, passing through back ends of engine rear plates, $4\frac{9}{16}$ in. by $\frac{5}{16}$ in. by 26	1	"		8
		(The front chain adjusting eye bolt block screws on the right-hand end of this stud.)				
000011	...	Washer, plain, for 000278 stud	1	"		$1\frac{1}{2}$
000004	...	Nut, for 000278 stud	1	"		4

For the bolt stud passing through the top and bottom of the gear box and the engine rear plates, see " Gear Box Fixing Bolts."

For the footrest rod, which passes through the bottoms of the engine rear plates and the frame rails, see " Footrests."



FAKI
NUMBER

DESCRIPTION

QTY. USED EACH
OFF ON £ s. d.

GASKETS

We supply engine gaskets, either as separate spares, or in complete sets.

Single gaskets, are listed in the groups to which they belong.

Gaskets in complete sets are listed below.

023557	...	Complete gasket set for vertical twin engine	1	20-30	14	9
023170	...	Decarbonising gasket set for vertical twin engine	1	"	12	0

Each complete gasket set contains :—

- 1—023106 Washer, fibre, for engine filter housing cap.
- 1—011642 Washer, fibre, for oil distributor housing cap.
- 4—000183 Washer, fibre, for banjo end of oil pipes.
- 2—011617 Washer, paper, for oil pump bodies.
- 2—022233 Washer, paper, for cylinder bases.
- 1—015034 Washer, paper, for oil filter chamber.
- 1—010339 Gasket, between magneto and crankcase.
- 2—022236 Gasket, for cylinder head.
- 2—023012 Gasket, between inlet manifold and cylinder head.
- 1—014141 Gasket, between dynamo and crankcase.
- 4—018493 Gasket, for rocker covers.
- 2—016137 Gasket, oval, behind pump carrying plate.
- 1—016138 Gasket, round, behind pump carrying plate.

Each decarbonising gasket set includes :—

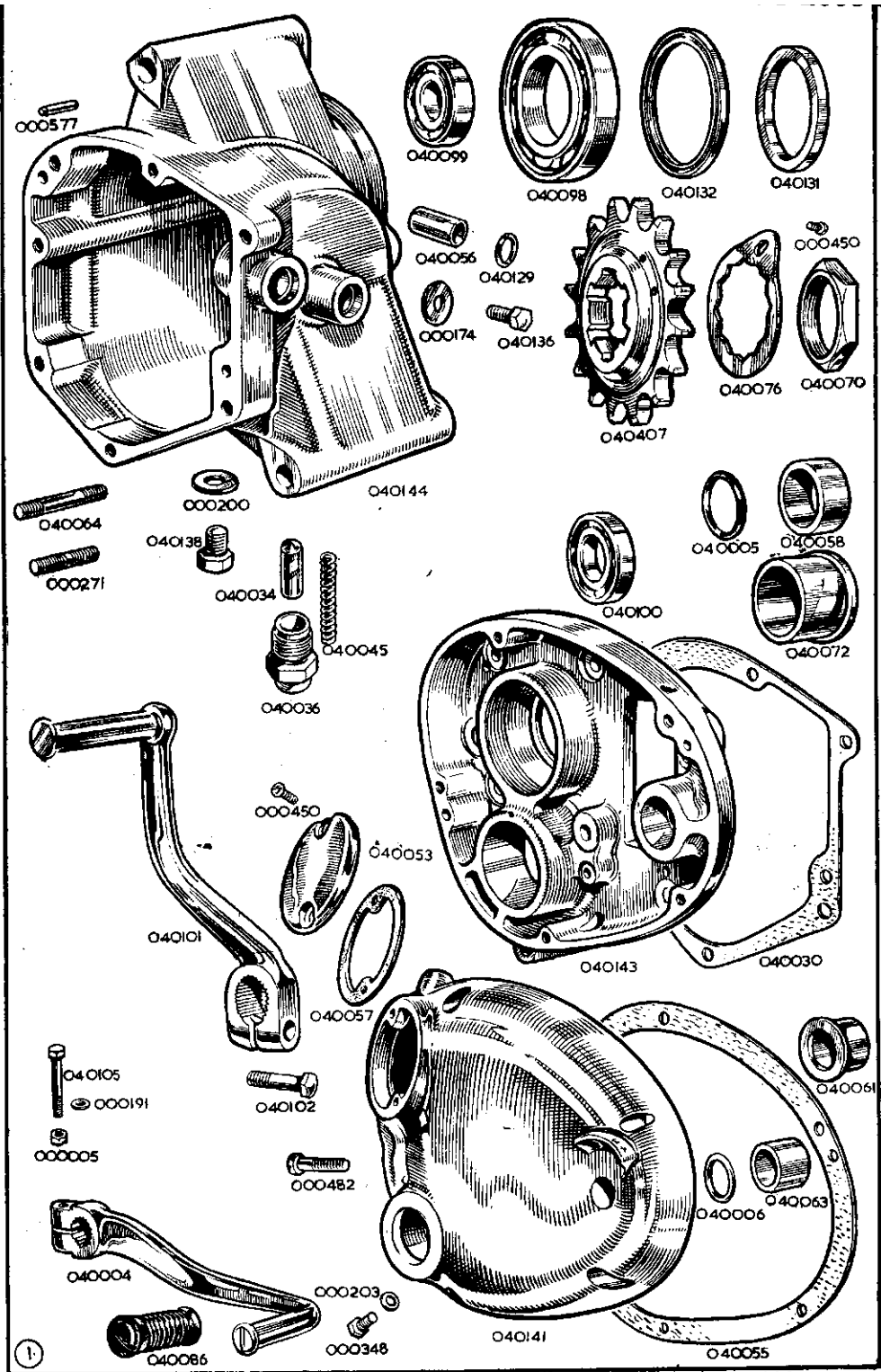
- 2—022236 Gasket, for cylinder heads.
- 4—018493 Gasket, for rocker covers.
- 2—023012 Gasket, between inlet manifold and cylinder heads.
- 2—022233 Washer, paper, for cylinder bases.

EXHAUST PIPES AND SILENCERS

023508	...	Pipe, exhaust, bare, left side	1	20-30	2	0	3
023507	...	Pipe, exhaust, bare, right side	1	"	2	0	3
021916	...	Support, for exhaust pipe, left side or right side	2	"	4	9	
000362	...	Bolt, fixing exhaust pipe to support	2	"		5	
000011	...	Washer, plain, for exhaust pipe fixing bolt	2	"		1 $\frac{1}{2}$	
000192	...	Washer, spring, for exhaust pipe fixing bolt	2	"		1 $\frac{1}{2}$	
021885	...	Silencer, bare, left side	1	"	2	9	8
021886	...	Silencer, bare, right side	1	"	2	9	8
017152	...	Clip, clamping silencer to pipe	2	"	2	1	
000363	...	Bolt, for silencer clip, $\frac{3}{8}$ in. by $\frac{3}{8}$ in. by 26	2	"		5	
000174	...	Washer, plain for silencer clip bolt	2	"		1 $\frac{1}{2}$	
000004	...	Nut, for silencer clip bolt	2	"		4	
016768	...	Stud, fixing silencer to frame	2	"		5	
000011	...	Washer, plain, for silencer to frame fixing bolt	2	"		1 $\frac{1}{2}$	
000192	...	Washer, spring, for silencer to frame fixing bolt	2	"		1 $\frac{1}{2}$	

ENGINE SPROCKETS (and Crankcase Release Valve)

023263	...	Sprocket, engine, bare, 18 teeth	1	20-30	1	4	9
023264	...	Sprocket, engine, bare, 19 teeth	1	"	1	4	9
023265	...	Sprocket, engine, bare, 20 teeth	1	"	1	5	0
023266	...	Sprocket, engine, bare, 21 teeth (standard on 20)	1	"	1	5	3
023267	...	Sprocket, engine, bare, 22 teeth (standard on 30)	1	"	1	5	6
023163	...	Spacer (Collar), for engine sprocket	1	"	11	6	
023260	...	Bolt, for engine sprocket (also houses crankcase release valve)	1	"	5	9	
023268	...	Washer, tab, for engine sprocket	1	"		6	
023492	...	Diaphragm, for crankcase release valve	1	"		3	
016674	...	Plug, retaining release valve diaphragm (screws in Bolt 023260)	1	"	1	1	



A.M.C

J.A.B

PART NUMBER	DESCRIPTION	QTY. USED		EACH		
		OFF	ON	£	s.	d.
CHAINS						
117299	Chain, front, 67 links, $\frac{1}{2}$ in. by .305 in.	1	20	1	3	8*
122870	Chain, front, 68 links, $\frac{1}{2}$ in. by .305 in.	1	30	1	4	0*
122876	Chain, rear, 97 links, $\frac{5}{8}$ in. by .380 in.	1	20-30	2	10	6*
110046-26	Link, connecting, for $\frac{1}{2}$ in. chains	R	"			9*
110056-26	Link, connecting, for $\frac{5}{8}$ in. chains	R	"			0 $\frac{1}{2}$ *
110046-30	Link, cranked, double, for $\frac{1}{2}$ in. chains	R	"			3 $\frac{1}{2}$ *
110056-30	Link, cranked, double, for $\frac{5}{8}$ in. chains	R	"			9 $\frac{1}{2}$ *
110046-27	Clip, spring, for 110046-26 connecting links ($\frac{1}{2}$ in.)	R	"			1 $\frac{1}{2}$ *
110056-27	Clip, spring, for 110056-26 connecting links ($\frac{5}{8}$ in.)	R	"			2*

The prices of front and rear chains include spring connecting links and these are also included in the number of links per chain.

We do not sell odd lengths of chains.

GEAR BOX FIXING PARTS

122509	Bolt, gearbox top fixing	1	20-30	2	2 $\frac{1}{2}$	
100318	Stud, gearbox bottom fixing, $4\frac{9}{16}$ in. by $\frac{7}{16}$ in. by 26	1	"	1	1	
100002	Nut, for gearbox top fixing bolt	1	"		5	
100002	Nut, for gearbox bottom fixing stud	2	"		5	
100177	Washer, plain, for top fixing bolt, left side	1	"		1 $\frac{1}{2}$	
123259	Gearbox adjuster	1	"	1	3	
100004	Nut, for front chain adjustment eye-bolt	1	"		4	
122504	Block, crosshead, for front chain adjustment eye-bolt. (This threads on the right-hand end of 000278 stud that passes through the rear of the engine rear plates and the bottom frame lug)	1	"	1	7	
100402	Bolt, gear box adjuster crosshead	1	"		8	
100010	Washer, gearbox adjuster crosshead bolt	1	"		1 $\frac{1}{2}$	

GEAR BOX SHELL

40144	Shell, gear box, with two brushes	1	20-30	5	0	0
40143	Case, inner, for kickstart	1	"	3	0	0
40141	Cover, outer, for kickstart	1	"	2	10	0
40030	Gasket, for inner kickstart case	1	"			2
40055	Gasket, for outer kickstart case	1	"			2
40138	Plug, drain for shell	1	"			7
00200	Washer, fibre, for drain plug	1	"			4
00348	Plug, oil level	1	"			5
00203	Washer, fibre, for oil level plug	1	"			1 $\frac{1}{2}$
40053	Cover, inspection	1	"	7	0	
40057	Gasket, for inspection cover	1	"			1
100450	Screw, for inspection cover	2	"			2 $\frac{1}{2}$
100577	Pin, dowel locating kickstart case	2	"			1 $\frac{1}{2}$
40064	Stud, in shell, for kickstart case	2	"			7 $\frac{1}{2}$
100271	Stud, in shell, for kickstart case	5	"			5
100004	Nut, for kickstart case stud	7	"			4
100577	Dowel, locating kickstart cover	2	"			1 $\frac{1}{2}$
100482	Screw, securing kickstart cover	5	"			1 $\frac{1}{2}$

SHAFTS AND GEARS

10001	Mainshaft, for gear box	1	20-30	2	0	0
10025	Layshaft, for gearbox	1	"	1	10	0
10116	Gear, driving, main, with bushes	1	"	2	10	0
10026	Gear, first, mainshaft, 14 teeth	1	"			12 6
10021	Gear, second, mainshaft, 18 teeth	1	"	1	7	6
10012	Gear, third, mainshaft, 21 teeth	1	"	1	12	6
10020	Pinion, layshaft, 18 teeth	1	"			12 6
10019	Gear, second, layshaft, 24 teeth	1	"	1	10	0

PART
NUMBER

DESCRIPTION

OFF ON £ s. d.

SHAFTS AND GEARS—continued

040016	...	Gear, third, layshaft, 21 teeth	1	20-30	1	8	6
040115	...	Gear, first, layshaft, with bush, 28 teeth	1	"	1	15	0
040062	...	Bush, for main driving gear	2	"		2	6
040048	...	Bush, for mainshaft second gear	1	"		6	6
040047	...	Bush, for layshaft third gear	1	"		8	6
040046	...	Bush, for layshaft first gear	1	"		5	0

GEARBOX BEARINGS, AND OIL-SEALS

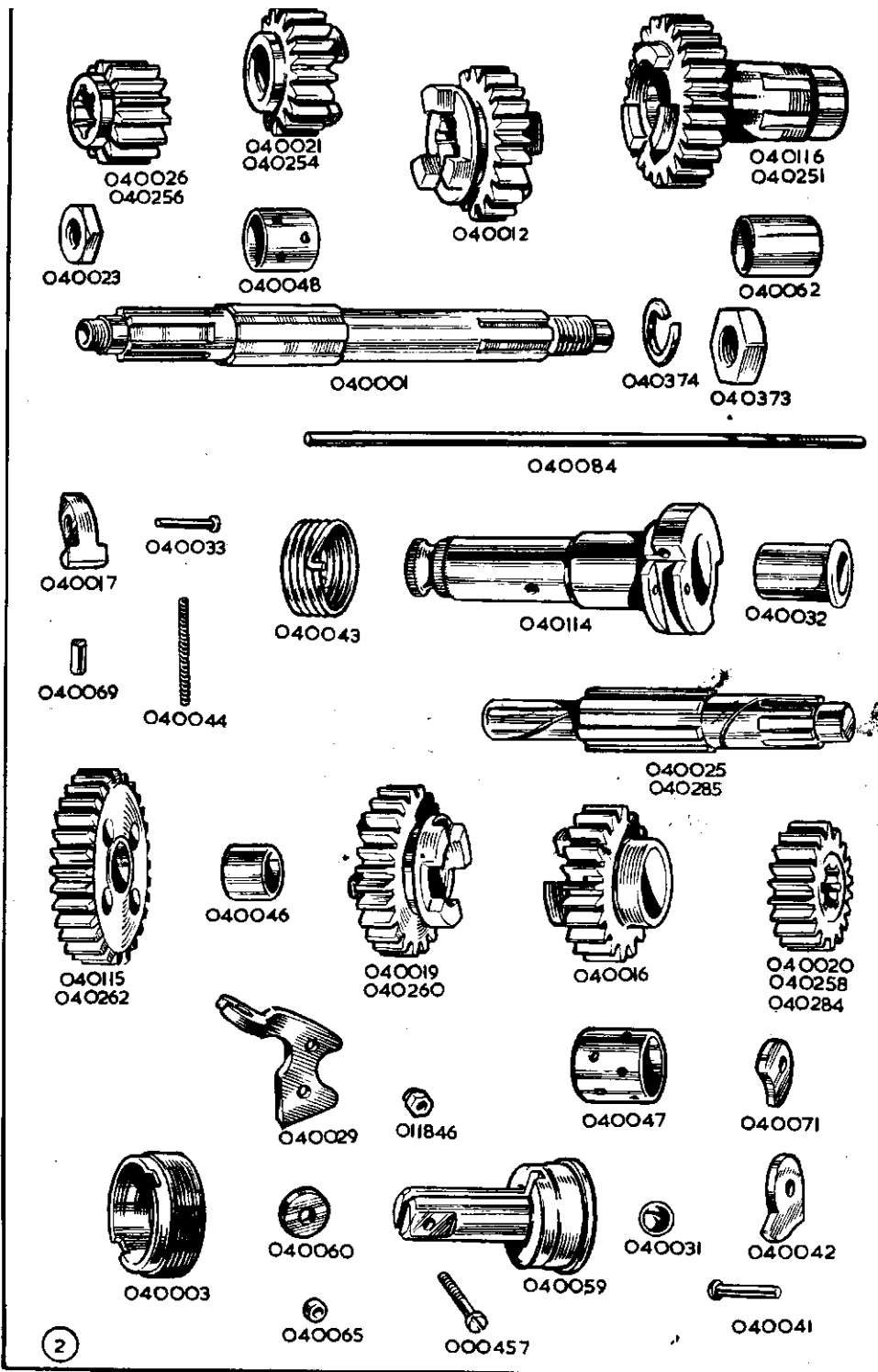
040098	...	Bearing, ball, for main driving gear	1	20-30	1	2	6
040099	...	Bearing, ball, for mainshaft in kickstart case	1	"		16	0
040100	...	Bearing, ball, for layshaft in shell	1	"		16	0
040056	...	Bush, in shell for camplate spindle and quadrant spindle 2	2	"		4	9
040132	...	Oil seal, for main gear bearing	1	"		4	6
040129	...	Oil seal, "O" ring for quadrant assembly	1	"		1	0
040072	...	Bush, in kickstart case for kickstart spindle	1	"		6	6
040061	...	Bush, in kickstart case for footchange spindle	1	"		1	3
040058	...	Bush, in kickstart cover for kickstart spindle	1	"		5	6
040063	...	Bush, in kickstart cover for footchange spindle	1	"		1	0
040079	...	Oil seal, "O" ring, for ratchet spindle	1	"		6	6
040006	...	Oil seal, "O" ring, for footchange spindle	1	"		1	0
040005	...	Oil seal, "O" ring, for kickstart	1	"		1	0
040036	...	Bush, for cam plate plunger	1	"			9

GEARBOX SMALL SPROCKET

040407	...	Sprocket, gear box, 16 teeth, $\frac{5}{8}$ in. by .380 in.	1	20-30	1	5	0
040070	...	Nut, fixing, gear box socket	1	"		1	3
040076	...	Plate, locking, gear box sprocket nut	1	"			6
000450	...	Screw, for sprocket locking plate	1	"			2 $\frac{1}{2}$
040131	...	Spacer, for gear box sprocket	1	"		5	0

GEAR OPERATING PARTS

040018	...	Cam-plate only	1	20-30	1	6	0
040015	...	Spindle only, for cam-plate	1	"		7	6
040109	...	Quadrant assembly with spindle	1	"	1	0	0
000174	...	Washer, plain, for cam-plate and quadrant	2	"			1 $\frac{1}{2}$
040136	...	Screw, for cam-plate and quadrant	2	"		6	6
040022	...	Fork, Selector	2	"	1	9	0
040035	...	Shaft, for selector fork	1	"		5	6
040111	...	Gear, ratchet assembly	1	"	1	9	6
040078	...	Roller, for knuckle pin	1	"		4	0
040038	...	Spring, pawl for gear change	1	"		4	4
040110	...	Carrier, pawl assembly	1	"	1	4	0
040002	...	Carrier, pawl, only	1	"		2	9
040067	...	Pin, for pawl carrier	1	"		1	6
040024	...	Pawl, footchange	1	"		5	6
040049	...	Circlip, for footchange pawl	1	"		5	6
040066	...	Spindle, for ratchet	1	"			6
040075	...	Spring, return, gear change	1	"			6
040135	...	Washer, footchange return spring	1	"		2	6
040052	...	Plate, stop, gear change	1	"			6
041400	...	Screw, gear change, stop plate	1	"			6
014117	...	Washer, shakeproof, stop plate screw	1	"			1 $\frac{1}{2}$
040004	...	Pedal, footchange, bare	1	"	1	2	6
040086	...	Rubber, only, footchange pedal	1	"		1	0
040105	...	Bolt, footchange pedal	1	"		1	0



2

A-M-C

J-A-B

NUMBER OFF ON £ s. d.

GEAR OPERATING PARTS—continued

000191	... Washer, spring, footchange pedal bolt	1	20-30		1 ½
000005	... Nut, footchange pedal bolt	1	"		4
040051	... Indicator, gear	1	"	1	6
040137	... Screw, gear indicator	1	"		6
000012	... Washer, plain, gear indicator screw	1	"		1 ½
040034	... Plunger, for cam-plate	1	"	2	8
040045	... Spring, for cam-plate plunger	1	"		2

CLUTCH

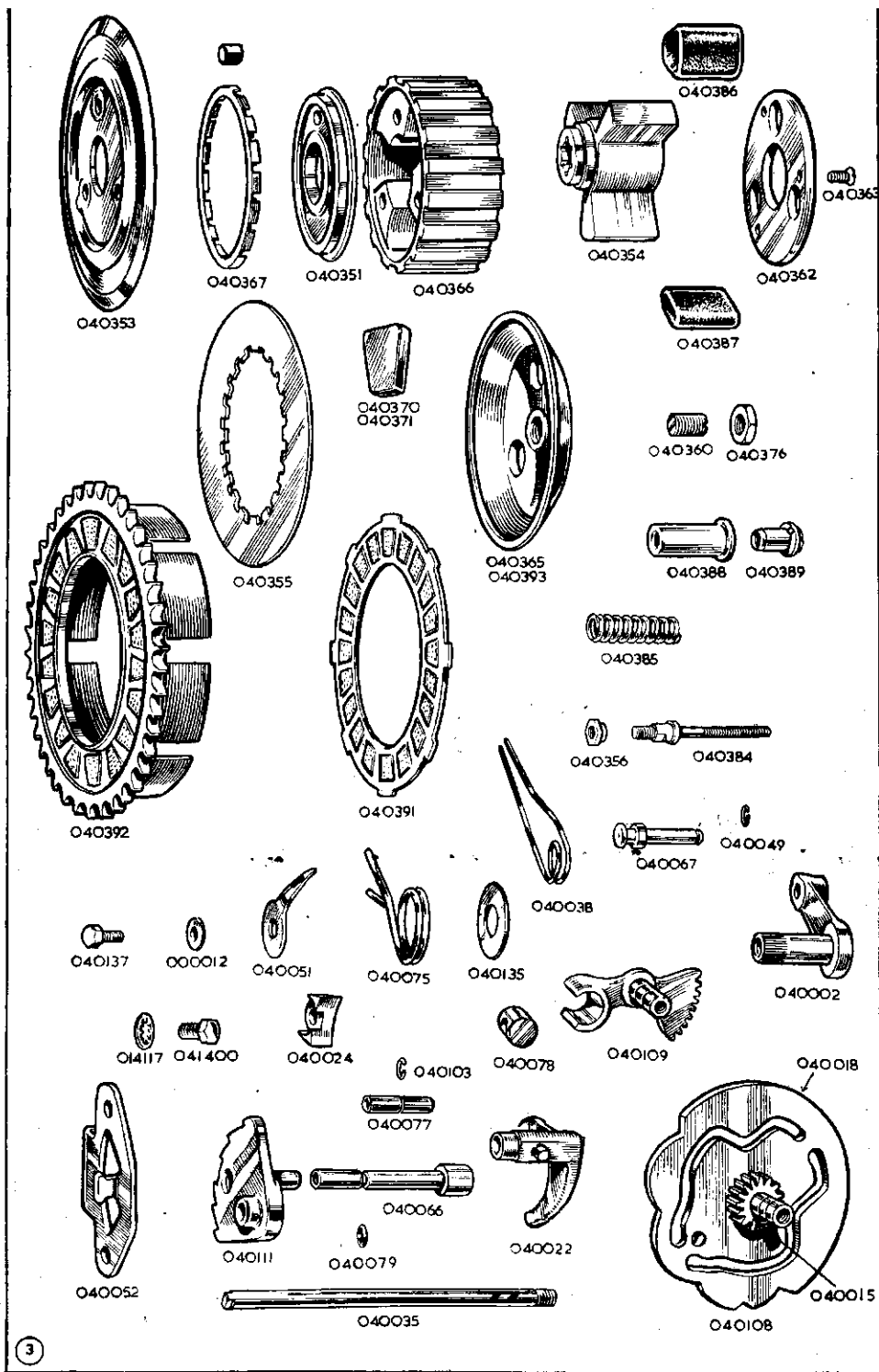
040366	... Centre, clutch	1	20-30	1	15	3
040353	... Plate, back for clutch	1	"		10	0
040351	... Plate, race	1	"		11	9
040367	... Cage, roller	1	"		3	0
000075	... Roller, for clutch	15	"			4
040392	... Sprocket, with inserts, for clutch	1	"	2	18	9
040371	... Insert, for clutch sprocket	per doz.	19	"	3	6
040354	... Centre, shock absorber	1	"	1	9	5
040386	... Rubber, large, shock absorber	3	"			7
040387	... Rubber, small, shock absorber	3	"			5
040362	... Plate, cover, shock absorber	1	"		7	0
040363	... Screw, shock absorber cover plate	3	"			2
040373	... Nut, retaining clutch	1	"			10
040374	... Washer, lock for clutch retaining nut	1	"			3
040355	... Plate, clutch, plain	5	"		3	6
040391	... Plate, clutch, with inserts	4	"		14	2
040370	... Insert, clutch plates	per doz.	80	"	3	0
040365	... Plate, pressure, bare	1	"		10	6
040360	... Adjuster, for clutch, in pressure plate	1	"			7
040376	... Nut, lock, for clutch adjuster	1	"			7
040384	... Stud, for clutch spring	3	"		2	4
040388	... Cup, for clutch spring	3	"			10
040385	... Spring, for clutch	3	"			10
040356	... Nut, fixing clutch stud to centre	3	"			4
040389	... Nut, for clutch spring adjustment	3	"	1		2

CLUTCH OPERATING PARTS

040084	... Rod, clutch operating	1	20-30		2	3
040029	... Lever, clutch operating	1	"		3	9
040059	... Body, clutch operating	1	"		8	6
040003	... Ring, lock, clutch operating body	1	"		2	0
040031	... Ball, clutch operating	1	"			4
040060	... Roller, clutch operating	1	"			7
040065	... Sleeve, clutch operating roller	1	"			6
000457	... Screw, clutch operating roller—2 B.A.	1	"			5
011846	... Nut, clutch operating roller screw, 2 B.A.	1	"			2 ½

KICK-STARTER

040114	... Axle, kick-starter, with bush	1	20-30	2	7	0
040032	... Bush, for kick-starter axle	1	"		7	6
040017	... Pawl, for kick-starter axle	1	"		5	6
040033	... Pin, kick-starter axle pawl	1	"		1	0
040044	... Spring, kick-starter axle pawl	1	"			3
040069	... Plunger, kick-starter axle pawl	1	"			6
040042	... Stop, for kick-starter axle	1	"		1	9
040071	... Cam, for kick-starter axle	1	"		1	0
040041	... Rivet, for kick-starter cam and stop	2	"			1 ½
040023	... Nut for mainshaft (kick-starter end)	1	"			0
040043	... Spring, return, kick-start	1	"			0
040101	... Crank, kick-start (with integral pin)	1	"	1	14	0
040102	... Bolt, fixing crank to axle	1	"			0



A.M.C

J.A.B

NUMBER

OFF ON £ s. d.

FRONT FRAME

023029	... Frame, front portion only, bare	1	20-30	11	10	8
000806	... Race, ball, for frame head lug	2	"		5	0
000072	... Balls, $\frac{7}{16}$ in. diameter, for steering head, per set of	56	"		2	1
000051	... Nipple, grease, for frame head lug	1	"			6 $\frac{1}{2}$
023250	... Stud, for seat lug (below saddle), $4\frac{7}{16}$ in. by $\frac{1}{2}$ in. by 26	1	"		2	0
000176	... Washer, plain, for seat lug stud	2	"			1 $\frac{1}{2}$
000292	... Nut, for seat lug stud	2	"		1	0
022390	... Cover, for frame	1	"		5	5
022541	... Bead, for frame cover	2	"			5 $\frac{1}{2}$
014357	... Screw, for frame cover	2	"		1	0
000191	... Washer, spring, for cover screw	2	"			1 $\frac{1}{2}$


REAR FRAME

022247	... Rail, frame, right side	1	20-30	1	18	7
022246	... Rail, frame, left side	1	"		2	1
023036	... Loop, rear frame	1	"		9	16
022248	... Stud, for rear loop at bottom, $10\frac{3}{8}$ in. by $\frac{7}{16}$ in. by 26. (Also passes through frame lug and both frame rails)	1	"		4	11
000002	... Nut, for rear loop bottom stud	1	"			5
000009	... Washer, plain, for rear loop bottom stud	2	"			1 $\frac{1}{2}$
023166	... Tube, supporting rear mudguard, right side	1	"		14	0
023165	... Tube, supporting rear of rear mudguard, left side	1	"		14	0
000351	... Bolt, fixing mudguard support tube to mudguard, $1\frac{3}{8}$ in. by $\frac{1}{4}$ in. by 26 (chrome head)	2	"			9
023269	... Bolt, fixing mudguard support tube to frame loop (also fixes top end of rear leg)	2	"		2	6
022549	... Washer, chrome, for mudguard support tube bolt	2	"			9
000191	... Washer, spring, for mudguard support tube bolt	2	"			1 $\frac{1}{2}$
000005	... Nut, for mudguard support tube bolt	2	"			4

REAR FORK

021543	... Fork, rear	1	20-30	4	14	3
021595	... Adjuster, rear chain	1	"			8
011373	... Nut, lock, for chain adjuster	1	"			2 $\frac{1}{2}$
014746	... Sleeve, assembly (bushed)	2	"		7	3
010116	... Tube	1	"		6	7
010095	... Cap, for rear fork bearing, right side	1	"		1	4
010096	... Cap, for rear fork bearing, left side	1	"			8
010093	... Washer, felt, for rear fork bearing	2	"		1	1
010098	... Gasket, for rear fork bearing caps	2	"			1 $\frac{1}{2}$
010094	... Spoke, for rear fork bearing (central tie bolt)	1	"			5
012472	... Nipple, for rear fork bearing spoke	1	"			2 $\frac{1}{2}$
000485	... Screw, plug, for oil, in end cap, $\frac{1}{4}$ in. by $\frac{1}{4}$ in. by 26	1	"			1 $\frac{1}{2}$
000203	... Washer, fibre, for oil plug screw	1	"			1 $\frac{1}{2}$
022879	... Pin, cotter, for bearing tube	2	"			9
000004	... Nut, for bearing cotter pin	2	"			4
014117	... Washer, for bearing cotter pin	2	"			1 $\frac{1}{2}$

BEFORE ORDERING SPARES
PLEASE NOTE THE INFORMATION GIVEN ON PAGES
TWO AND THREE



PART NUMBER	DESCRIPTION	QTY. OFF	USED ON	PRICE EACH		
				£	s.	d.
REAR SUSPENSION UNIT						
023035	... Unit complete, frame stay (solo).....	2	20-30	2	17	0*
023276	... Unit complete, frame stay (sidecar)	2	"	2	17	0*
023478	... Damper unit, assembly	2	"	1	14	6*
023480	... Dust shield, top	2	"	8	2	*
023481	... Dust shield, bottom	2	"	8	0	*
023479	... Clips, top shield	each half	4	2	1	*
023373	... Spring, main (solo) (red and pink)	2	"	7	8	*
023372	... Spring, main (sidecar) (blue and yellow)	2	"	7	6	*
023599	... Bush, sleeve, assembly with rubber top	2	"	2	1	*
023269	... Bolt, top pivot	2	"	2	6	
016712	... Nut, top pivot bolt	2	"		8	
000010	... Washer, top pivot bolt	2	"		1	$\frac{1}{2}$
023600	... Bush, sleeve, bottom pivot	2	"	1	2	*
023485	... Rubber, bottom pivot	4	"		5	*
016359	... Bolt, bottom pivot	2	"		9	$\frac{1}{2}$
023601	... Nut, bottom pivot bolt	2	"	1	6	*
000010	... Washer, bottom pivot bolt	2	"		1	$\frac{1}{2}$

FORK ASSEMBLIES

The following fork assemblies are complete and include ball races for the fork crown and top head lug (but not the two frame ball races).

023521	... Fork, assembly (TELEDRAULIC Front Fork, Solo)	1	20-30	23	4	10
023522	... Fork, assembly (TELEDRAULIC Front Fork, Sidecar)	1	"	23	8	2

For ease of servicing, the inner tube unit and damper unit are listed and supplied as separate assemblies. This enables a complete assembly to be exchanged in minimum time.

The units are listed below.

023523	... Front fork inner tube assembly, Solo	2	20-30	3	15	2
023524	... Front fork inner tube assembly, Sidecar.....	2	"	3	16	10

The above assemblies comprise :-

Inner tubes with rubber buffers, bushes and circlips, top bolts with washers and sealing rings, slider extensions with oil seals, fork springs and washers.

021974	... Front fork damper assembly	2	20-30	14	6	
--------	--------------------------------------	---	-------	----	---	--

The above assembly comprises :-

Rod and two nuts, damper tube with valve, seat and pin, sleeve and clip and bottom fixing bolt with washer.

FRONT FORK

021927	... Crown, assembly, comprising crown, stem and circlip (these parts not sold separately)	1	20-30	2	15	8
000805	... Race, ball, for fork crown	1	"		4	11
021740	... Screw, pinch, for fork crown	2	"		1	9 $\frac{1}{2}$
021749	... Lug, for handlebar and steering head	1	"	2	7	2
012620	... Race, ball, for handlebar lug	1	"		4	10
000051	... Nipple, grease, for handlebar lug	1	"			6 $\frac{1}{2}$
021741	... Nut, adjusting, for fork crown stem	1	"		3	11
021642	... Nut, lock (domed), for fork crown stem	1	"		3	8
022823	... Tube, fork, inner	2	"	1	15	0
021911	... Buffer, rubber, for fork inner tube	6	"			6 $\frac{1}{2}$
021495	... Bush, bottom, for fork inner tube	2	"	5	5	$\frac{1}{2}$
021651	... Circlip, for fork inner tube bush	2	"			1 $\frac{1}{2}$
022215	... Bolt, top, for fork inner tube	2	"	4	5	
022216	... Grommet for top bolt	2	"			2 $\frac{1}{2}$
022213	... Adaptor for damper rod	2	"			6 $\frac{1}{2}$

ALWAYS INCLUDE ALL THE LETTERS
WHEN QUOTING THE ENGINE NUMBER


PART NUMBER	DESCRIPTION	QTY. OFF	USED ON	PRICE EACH	
				£	s. d.
FRONT FORK—continued					
014355	... Ring, sealing, for fork inner tube top bolt	2	20-30		4
022792	... Slider, fork, with cap, studs and nuts, left	2		2 11	2
022793	... Slider, fork, with cap, studs, and nuts, right	1		2 11	2
022799	... Cap, for fork slider	2		5	5
010713	... Stud, securing fork slider cap, $1\frac{1}{8}$ in. by $\frac{7}{8}$ in. by 26 and 22	4			5
000011	... Washer, plain, for fork slider cap stud	4			$1\frac{1}{2}$
000004	... Nut, for fork slider cap stud	4			4
021907	... Extension, for fork slider	2		12	10
022700	... Bush, plastic, for fork inner tube	2		3	$2\frac{1}{2}$
022699	... Oil-seal, for fork inner tube (rubber)	2		3	9
022369	... Spring, main, for front fork, solo	2		6	7
021789	... Spring, main, for front fork, sidecar	2		8	3
022079	... Spring, buffer, for front fork	2		1	6
022021	... Collar, for buffer spring	2			$6\frac{1}{2}$
021785	... Washer, leather, fork spring seating, top	2			$2\frac{1}{2}$
021786	... Washer, leather, fork spring seating, bottom	2			$4\frac{1}{2}$
021732	... Tube, fork cover, top, right, with lamp lug	1		14	3
021731	... Tube, fork cover, top, left, with lamp lug	1		14	3
021742	... Spigot, for top of fork top cover tubes	2		2	7
021910	... Seat (rubber), for cover tube	2			$9\frac{1}{2}$
021912	... Housing, for fork top cover tube	2		3	7
021735	... Tube fork cover, bottom	2		6	8
000485	... Screw, plug, oil drain, for fork slider, $\frac{1}{2}$ in. by $\frac{1}{4}$ in. by 26	2			$1\frac{1}{2}$
000203	... Washer, fibre, for fork slider screw oil plug	2			$1\frac{1}{2}$
022890	... Tube, fork damper	2		7	8
010697	... Bolt, fixing fork damper to slider $\frac{7}{8}$ in. by $\frac{7}{8}$ in. by 26	2		1	1
010706	... Washer, fibre, for damper tube bolt	2			$1\frac{1}{2}$
017357	... Rod, for fork damper	2		2	1
000004	... Nut, lock, top end of damper rod	2			4
016072	... Sleeve, plunger, for fork damper rod	2			8
016339	... Clip, retaining damper rod sleeve	2			$1\frac{1}{2}$
016304	... Valve, for fork damper	2		1	4
010721	... Pin, stop, for fork damper valve	2			$1\frac{1}{2}$
010719	... Seat, for fork damper valve	2			4
000005	... Nut, lock, for fork damper valve seat	2			4
018691	... Steering locking bar (own padlock to be used)	1		1	8

STEERING DAMPER. (This is an optional extra)


022059	... Damper, steering, complete set of parts	1	20-30	1 2	6
017260	... Knob, control, for steering damper	1		4	7
000162	... Washer, ratchet, for steering damper knob	1			4
000195	... Washer, spring, for steering damper knob	1			5
010808	... Cap, for top of steering stem	1			8
010807	... Drawbolt, for steering damper	1		1	7
015137	... Sleeve, assembly, lower end of drawbolt	1		7	6
000073	... Nut, locking sleeve to drawbolt	1			4
014577	... Bolt, fixing sleeve assembly, $\frac{7}{8}$ in. by $\frac{1}{2}$ in. by 26	1			4
000191	... Washer, spring, for bolt 014577	1			$1\frac{1}{2}$
000012	... Washer, plain, for bolt 014577	1			$1\frac{1}{2}$
017008	... Plate, anchor, top position	1		1	0
014577	... Bolt, fixing top anchor plate, $\frac{7}{8}$ in. by $\frac{1}{2}$ in. by 26	1			4
000191	... Washer, spring, for bolt 014577	1			$1\frac{1}{2}$
000812	... Washer, friction, for steering damper	2		1	1
021811	... Nut, lock, for fork crown stem (this replaces the domed lock-nut 021642 when a steering damper is fitted)	1		3	11

HANDLEBAR

022484	... Handlebar, bare	1	20-30	1 3	9
021978	... Clip (half only), for handlebar lug	1		4	7
016947	... Screw, for handlebar clip, $\frac{3}{8}$ in. by $\frac{1}{2}$ in. by 26 (socket head)	3		1	0



PART NUMBER	DESCRIPTION	QTY. USED OFF	ON	PRICE EACH		
				£	s.	d.
PROP STAND						
014719	... Stand, prop, bare.....	1	20-30	1	6	9
014713	... Bolt, hinge, for prop stand, 2 $\frac{1}{16}$ in. by $\frac{7}{16}$ in. by 26	1	"			9 $\frac{1}{2}$
014139	... Nut, for prop stand hinge bolt.....	1	"			5
000049	... Pin, split, for prop stand hinge bolt.....	1	"			1 $\frac{1}{2}$
021261	... Spring, return, for prop stand	1	"			10
CENTRE STAND						
016438	... Stand, centre, bare	1	20-30	1	15	11
014626	... Bush, for centre stand, .7 in. long	2	"			11
014629	... Stud, hinge, for centre stand, 8 $\frac{1}{2}$ in. by $\frac{7}{16}$ in. by 26	1	"	2		9
014630	... Spacer, central, for centre stand hinge stud, 4.2 in. long	1	"	1		4
010912	... Washer, spigot, for centre stand hinge stud	2	"			2 $\frac{1}{2}$
000002	... Nut, for centre stand hinge stud	2	"			5
014627	... Spring, return, for centre stand	1	"	3		4
016399	... Spring, clip, for centre stand.....	1	"	1		1
000250	... Stud, for centre stand clip.....	2	"			4
000080	... Nut, for centre stand stop spring stud	2	"			1 $\frac{1}{2}$
000039	... Washer, plain, for centre stand stop spring fixing nuts	2	"			1 $\frac{1}{2}$
FRONT MUDGUARD						
022372	... Mudguard, front, bare	1	20-30	1	17	11
010795	... Bolt, fixing mudguard bridge to right fork slider, $\frac{1}{2}$ in. by $\frac{5}{16}$ in. by 22	2	"			5
000192	... Washer, spring, for bridge right fixing bolt	2	"			1 $\frac{1}{2}$
010624	... Stud, fixing mudguard bridge to left fork slider, also retains brake anchor stay and bracket for brake cable adjuster, 1 $\frac{1}{2}$ in. by $\frac{5}{16}$ in. by 26 and 22	2	"			5
014117	... Washer, lock, for bridge left fixing stud.....	2	"			1 $\frac{1}{2}$
000004	... Nut, for bridge left fixing stud.....	2	"			4
022373	... Stay, front mudguard	1	"	12		4
000070	... Bolt, fixing stay to mudguard	2	"			4
000191	... Washer, spring stay to mudguard bolt	2	"			1 $\frac{1}{2}$
000005	... Nut, stay to mudguard bolt	2	"			4
010795	... Bolt, fixing stay to slider, $\frac{1}{2}$ in. by $\frac{5}{16}$ in. by 22 in.	2	"			5
000192	... Washer, spring for stay bolt,	2	"			1 $\frac{1}{2}$
REAR MUDGUARD						
022685	... Rear mudguard (both portions with joint bolts)	1	20-30	4	4	8
022389	... Rear mudguard, forward portion only	1	"	2	9	2
021710	... Rear mudguard, rear portion only	1	"	1	10	3
021098	... Bolt, for mudguard joint	3	"			6 $\frac{1}{2}$
021099	... Washer, for mudguard joint.....	3	"	1		3
022250	... Bracket, for bottom of rear mudguard	2	"			5 $\frac{1}{2}$
000342	... Bolt, fixing bracket to rear mudguard, $\frac{1}{4}$ in. by $\frac{1}{2}$ in. by 26 ...	2	"			4
000012	... Washer, plain, for bracket fixing bolt	4	"			1 $\frac{1}{2}$
000005	... Nut, for bracket fixing bolt	2	"			4
000275	... Stud, fixing rear mudguard brackets to frame, 3 $\frac{7}{8}$ in. by $\frac{7}{16}$ in. by 26	1	"			5
000011	... Washer, plain, for bracket fixing stud.....	2	"			1 $\frac{1}{2}$
000004	... Nut, for bracket fixing stud	2	"			4
000346	... Bolt, fixing rear mudguard to frame loop bridge, 1 $\frac{7}{8}$ in. by $\frac{1}{2}$ in. by 26.....	1	"			5
000191	... Washer, spring, for bridge fixing bolt.....	1	"			1 $\frac{1}{2}$
000005	... Nut, for bridge fixing bolt.....	1	"			4
000012	... Washer, plain, for bridge fixing bolt	1	"			1 $\frac{1}{2}$
000172	... Washer, plain, for bridge fixing bolt	1	"			1 $\frac{1}{2}$
REAR CARRIER						
022576	... Carrier, rear, bare	1	20-30	2	7	1
022738	... Bolt, fixing carrier	2	"			6 $\frac{1}{2}$
022737	... Washer, for carrier fixing bolt.....	2	"	1		3



PART NUMBER	DESCRIPTION	QTY. OFF	USED ON	PRICE EACH		
				£	s.	d.
FRONT NUMBER PLATE						
011835	... Plate, number, front	1	20-30	3	9	
011836	... Stud, fixing front number plate	2	"	1	4	
000012	... Washer, plain, front number plate stud	2	"		1	$\frac{1}{2}$
000005	... Nut, front number plate stud	2	"		4	
000861	... Screw, fixing front number plate to stud, $\frac{5}{16}$ in. by 2 B.A.	2	"		1	$\frac{1}{2}$
011889	... Fillet, rubber, front number plate	1	"		6	$\frac{1}{2}$
REAR NUMBER PLATE						
018737	... Plate, number, rear, 8 in. wide.....	1	20-30	15	3	
000363	... Bolt, fixing rear number plate, $\frac{3}{4}$ in. by $\frac{1}{8}$ in. by 26	2	"		5	
000192	... Washer, spring, rear number plate bolt	2	"		1	$\frac{1}{2}$
FRONT CHAINCASE						
023288	... Chaincase, complete (comprises both halves, metal and rubber bands, clamping screw and inspection caps—NO FIXING BOLTS, SPACERS, WASHERS AND NUTS ARE INCLUDED)	1	20-30	3	6	6
023116	... Chaincase, back half, bare	1	"		16	9
023149	... Chaincase, front half, bare.....	1	"	1	1	6
018650	... Band, metal, for chaincase	1	"		8	7
022750	... Screw, clamping, chaincase metal band, 1 in. by 2 B.A.	1	"			9
018652	... Band, rubber, for chaincase	1	"		7	0
014457	... Cap, assembly, chaincase inspection (components not sold as separate spares)	1	"		2	10
000580	... Washer, cork, chaincase inspection cap	1	"			4
018964	... Domed clutch cover	1	"		6	7
018966	... Washer, cork, for clutch dome.....	1	"	1		2
000450	... Screw, $\frac{3}{8}$ in. by 2 B.A., round head, for clutch dome	8	"			2 $\frac{1}{2}$
000440	... Bolt, fixing chaincase to engine, $\frac{1}{2}$ in. by 0 B.A.	3	"			4
023107	... Washer, lock, chaincase engine bolt	3	"			1
023257	... Gasket, front chaincase	1	"			3
REAR CHAINGUARD						
023052	... Chainguard, rear, bare	1	20-30	1	8	6
000350	... Bolt, fixing chainguard in front, $2\frac{1}{4}$ in. by $\frac{1}{4}$ in. by 26.....	1	"			5
023146	... Nut, for chainguard front fixing bolt	1	"			3
000349	... Bolt, fixing rear of chainguard, $1\frac{1}{8}$ in. by $\frac{1}{4}$ in. by 26	1	"			5
021579	... Washer, spring, for chainguard rear fixing bolt	1	"			1 $\frac{1}{2}$
021578	... Spacer, $1\frac{3}{4}$ in. long (located inside chainguard), on bolt 000349	1	"			6 $\frac{1}{2}$
BATTERY CARRIER						
023102	... Carrier, battery assembled (less strap)	1	20-30	9	3	
023097	... Carrier, battery strap.....	1	"	1	9	
000369	... Bolt, fixing battery carrier to frame	2	"			5
000004	... Nut, for battery carrier fixing bolt	1	"			4
000011	... Washer, for battery carrier fixing bolt	4	"			1 $\frac{1}{2}$
000070	... Bolt, earthing cable.....	1	"			4
000012	... Washer, earthing cable bolt	1	"			1 $\frac{1}{2}$
022721	... Rubber, for battery carrier	1	"	1	4	$\frac{1}{2}$
TOOL BOXES						
023301	... Box, tool, bare (with lid but no other fittings).....	1	20-30	2	6	3
023328	... Lid, only, for tool box	1	"	1	0	6
014511	... Screw, knurled, for tool box lid	2	"		1	4
000189	... Washer, spring, for tool box lid screw	2	"			1 $\frac{1}{2}$
000005	... Nut, for tool box lid screw	4	"			4
000070	... Bolt, fixing tool box, $\frac{9}{16}$ in. by $\frac{1}{4}$ in. by 26	2	"			4
000012	... Washer, plain, for tool box fixing bolt	4	"			1 $\frac{1}{2}$
000005	... Nut, for tool box fixing bolts	2	"			4
000070	... Bolt, tool box, battery carrier, $\frac{9}{16}$ in. by $\frac{1}{4}$ in. by 26	2	"			4
000005	... Nut, tool box, battery carrier bolt	2	"			4
000012	... Washer, tool box, battery carrier bolt	4	"			1 $\frac{1}{2}$

PART NUMBER	DESCRIPTION	QTY. OFF	USED ON	PRICE EACH		
				£	s.	d.
FOOTRESTS						
018601	... Arm, for footrest.....	2	20-30	11	0	
010847	... Pad, rubber, for footrest arm	2	"	2	0	
018604	... Rod, for footrests, overall length 10½ in.	1	"	3	0	
010924	... Spacer, 3½ in. long, for footrest rod, between engine rear plates	1	"	1	6	
013837	... Spacer, 1 in. long, for footrest rod, outside right plate	1	"	1	1	
010911	... Spacer, 1½ in. long, for footrest rod, outside left plate	1	"		8	
000009	... Washer, for footrest rod	2	"		1½	
000002	... Nut, for footrest rod	2	"		5	
PILLION FOOTRESTS						
021984	... Pair of pillion footrests, complete (includes all the following items)	1	20-30	13	10	
021641	... Spindle, bare for pillion footrest	2	"	4	0	
011599	... Bolt, hinge, for pillion footrest spindle, 1¼ in. by ⅜ in. by 26	2	"		8	
000073	... Nut, for pillion footrest hinge bolt	2	"		4	
010847	... Pad, rubber, for pillion footrest spindle	2	"	2	0	
TWIN SEAT						
023040	... Seat, Twin.....	1	20-30	7	5	3
021208	... Screw, fixing seat at rear to loop, ⅝ in. by ¼ in.	2	"		10	
000012	... Washer, plain, for seat fixing screw.....	2	"		1½	
018160	... Nut, for seat fixing screw	2	"		1½	
021219	... Rubber Grommet, for base	2	"		1½	
TRANSFERS						
023279	... Transfer, for side of oil tank (oil level indicator)	1	20-30		1½	
009186	... Transfer, for front chaincase (oil level indicator)	1	"		4	
009187	... Transfer, for front chaincase (patent)	1	"		1½	
023302	... Transfer, for tool box and oil tank cover	2	"		5	
009194	... Transfer, for rear mudguard ("A-J-S")	1	"		3	
009199	... Transfer, for front forks (patent)	1	"		7½	
009195	... Transfer, for petrol tank (reserve)	1	"		4	
023277	... Transfer, for side of oil tank ("Fill to Here")	1	"		1½	
009200	... Transfer, for forks ("Made in England")	1	"		1½	
009197	... Transfer, for rear fork hinge (patent)	1	"		1½	
023136	... Transfer, oil recommendation	1	"		2	
009206	... Transfer for top of petrol tank	1	30		3	
023185	... Complete set of transfers	1	20	3	2	
023186	... Complete set of transfers	1	30	3	4	
DUMMY GRIP						
16-069	... Grip, rubber, dummy (016659)	1	20-30	1	6*	
TWIST GRIP						
16-117	... Twist grip, complete assembly (016658)	1	20-30	11	0*	
16-070	... Grip, rubber, for twist grip	1	"	1	0*	
16-091	... Rotor, and sleeve, for twist grip (does not include rubber grip)	1	"	4	3*	
16-060	... Body, twist grip, top (plain clip)	1	"	3	8*	
16-061	... Body, twist grip, bottom (for friction spring)	1	"	3	8*	
11-013	... Screw, long, clamping twist grip body	1	"		3*	
11-014	... Screw, short, clamping twist grip body	1	"		3*	
16-008	... Spring, friction, for twist grip	1	"	11	*	
16-009	... Screw, for twist grip friction spring	1	"	7	*	
16-010	... Nut, for twist grip friction spring screw	1	"	2	*	
16-011	... Stop, for twist grip (throttle) cable	1	"		7*	

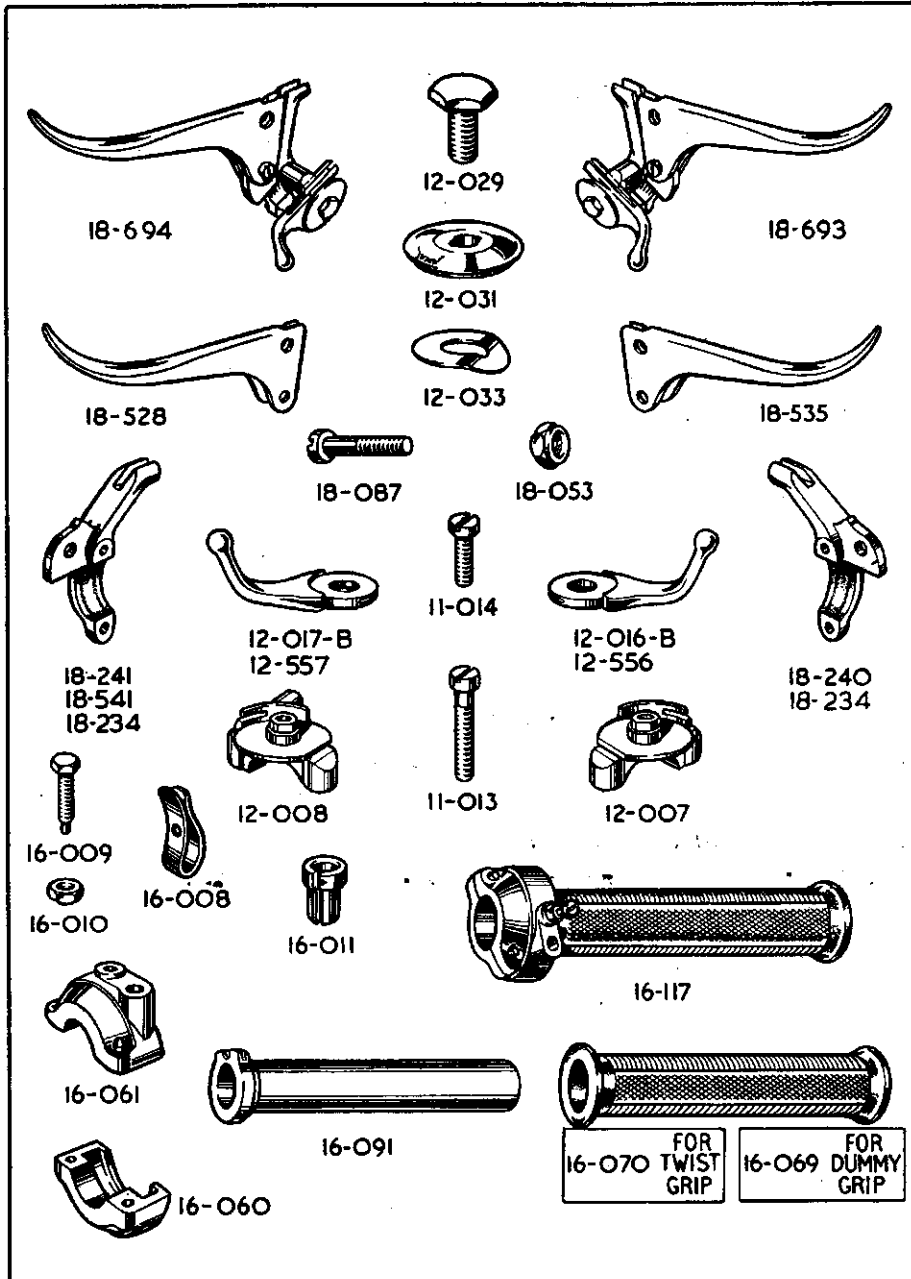
PART NUMBER	DESCRIPTION	QTY. USED	PRICE EACH		
			OFF	ON	£ s. d.
CLUTCH AND IGNITION CONTROL LEVERS					
18-694	... Lever, assembly, clutch and ignition	1	20-30	1	0 7*
18-528	... Lever only, clutch	1	"		6 5*
12-557	... Lever only, ignition	1	"		4 7*
18-241	... Bracket, for clutch lever	1	"		6 5*
12-008	... Bracket, for ignition lever	1	"		3 4*
11-013	... Screw, long, clamping clutch and ignition brackets	1	"		3*
11-014	... Screw, short, clamping clutch and ignition brackets	1	"		3*
18-087	... Pin, fulcrum, for clutch lever	1	"		3*
18-053	... Nut, clutch, lever fulcrum pin	1	"		3*
12-029	... Bolt, central, for ignition lever	1	"		3*
12-031	... Cap, for ignition lever	1	"		1 2*
12-033	... Washer, spring, for ignition lever	1	"		2*

BRAKE AND AIR CONTROL LEVERS					
18-693	... Lever, assembly, brake and air	1	20-30	1	0 7*
18-535	... Lever, only, brake	1	"		6 5*
12-556	... Lever, only, air	1	"		4 7*
18-240	... Bracket, for brake lever	1	"		6 5*
12-007	... Bracket, for air lever	1	"		3 4*
11-013	... Screw, long, clamping brake and air brackets	1	"		3*
11-014	... Screw, short, clamping brake and air brackets	1	"		3*
18-087	... Pin, fulcrum, for brake lever	1	"		3*
18-053	... Nut, brake lever fulcrum pin	1	"		3*
12-029	... Bolt, central, for air lever	1	"		3*
12-031	... Cap, for air lever	1	"		1 2*
12-033	... Washer, spring, for air lever	1	"		2*

FRONT BRAKE CABLE					
022874	... Cable, complete, assembled, front brake	1	20-30	7	6
000530-36 $\frac{1}{2}$... Wire, inner, front brake, 36 $\frac{1}{2}$ in. finished length	1	"		6
18-689	... Nipple, brake end, for brake inner wire	1	"		4*
18-689	... Nipple, handlebar end, for brake inner wire	1	"		4*
18-690	... Nipple, roller adaptor, handlebar end for inner wire	1	"		10*
000529-26 $\frac{1}{2}$... Casing, outer, front brake, 26 in. long	1	"		11
000531	... Ferrule, front brake outer casing	2	"		1 $\frac{1}{2}$
011348	... Adjuster, front brake cable	1	"	2	8
017217	... Nut, lock, front brake cable adjuster	1	"		8
017049	... End, yoke, front brake cable	1	"	1	9 $\frac{1}{2}$
000736	... Pin, for yoke end, front brake cable	1	"		5
000014	... Pin, split, for front brake cable yoke and pin	1	"		11 $\frac{1}{2}$
021550	... Sleeve, rubber, for front brake cable inner wire	1	"		6 $\frac{1}{2}$

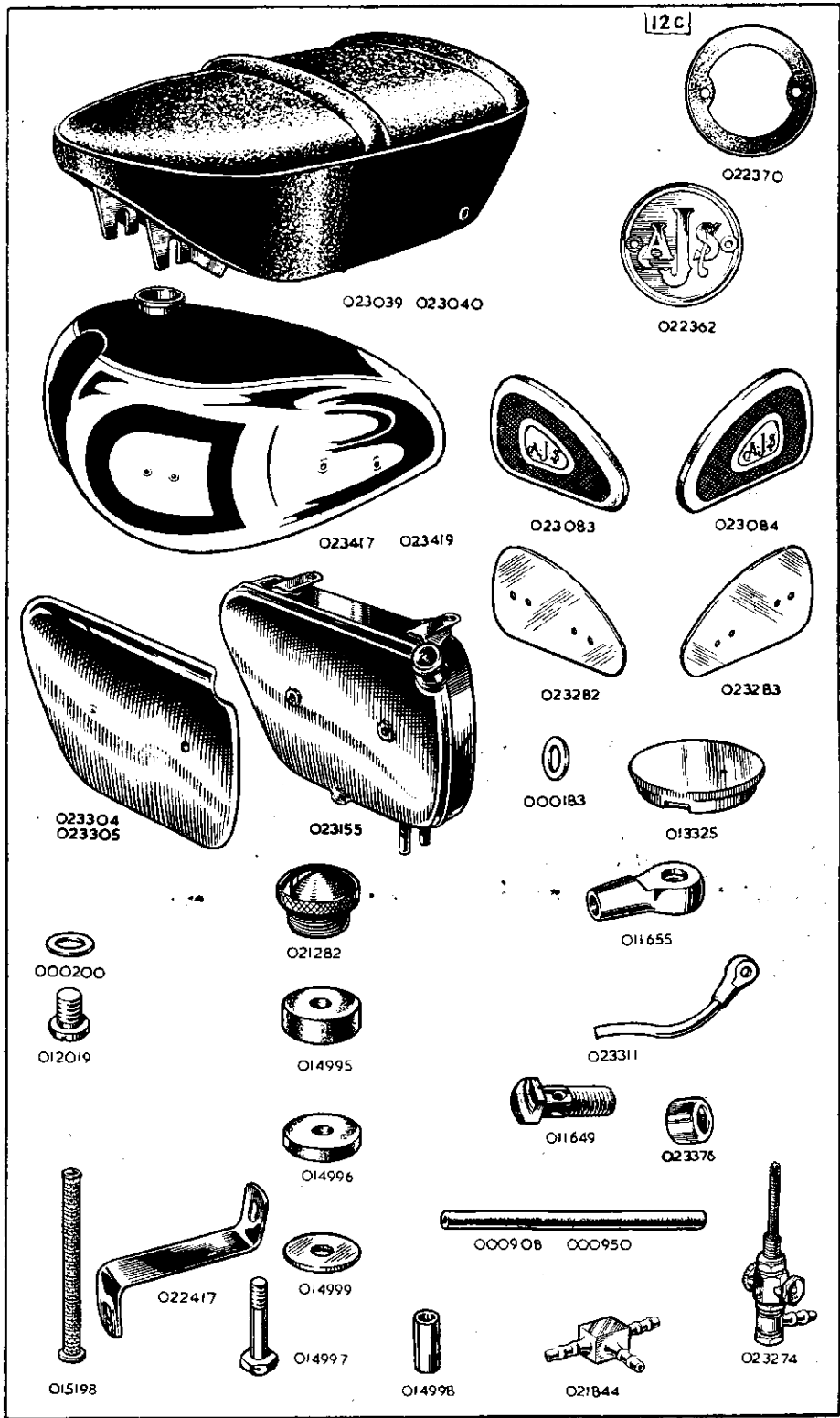
CLUTCH CABLE					
023321	... Cable, complete, assembled, clutch, with oil nipple	1	20-30	7	3
000530-43 $\frac{3}{4}$... Wire, inner, clutch, 43 $\frac{3}{4}$ in. finished length	1	"		6
017241	... Nipple, gearbox end, clutch inner wire	1	"		1 $\frac{1}{2}$
18-689	... Nipple, handlebar end, clutch inner wire	1	"		4*
18-690	... Nipple, roller adaptor, handlebar end for inner wire	1	"		10*
000529-39 $\frac{5}{8}$... Casing, outer, clutch, with adaptor for oil nipple	1	"	2	10
000531	... Ferrule, clutch outer casing	2	"		1 $\frac{1}{2}$
014225	... Adjuster, clutch cable	1	"		9 $\frac{1}{8}$
011373	... Nut, lock, clutch cable adjuster	1	"		2 $\frac{1}{2}$
000051	... Oil nipple only	1	"		6 $\frac{1}{2}$
018986	... Adaptor for oil nipple	1	"		10

WHEN ORDERING SPARES, IF IN DOUBT REGARDING THE NAMES
AND PART NUMBERS OF THE PARTS YOU REQUIRE, PLEASE
SEND THE OLD PARTS TO SERVE AS PATTERNS.

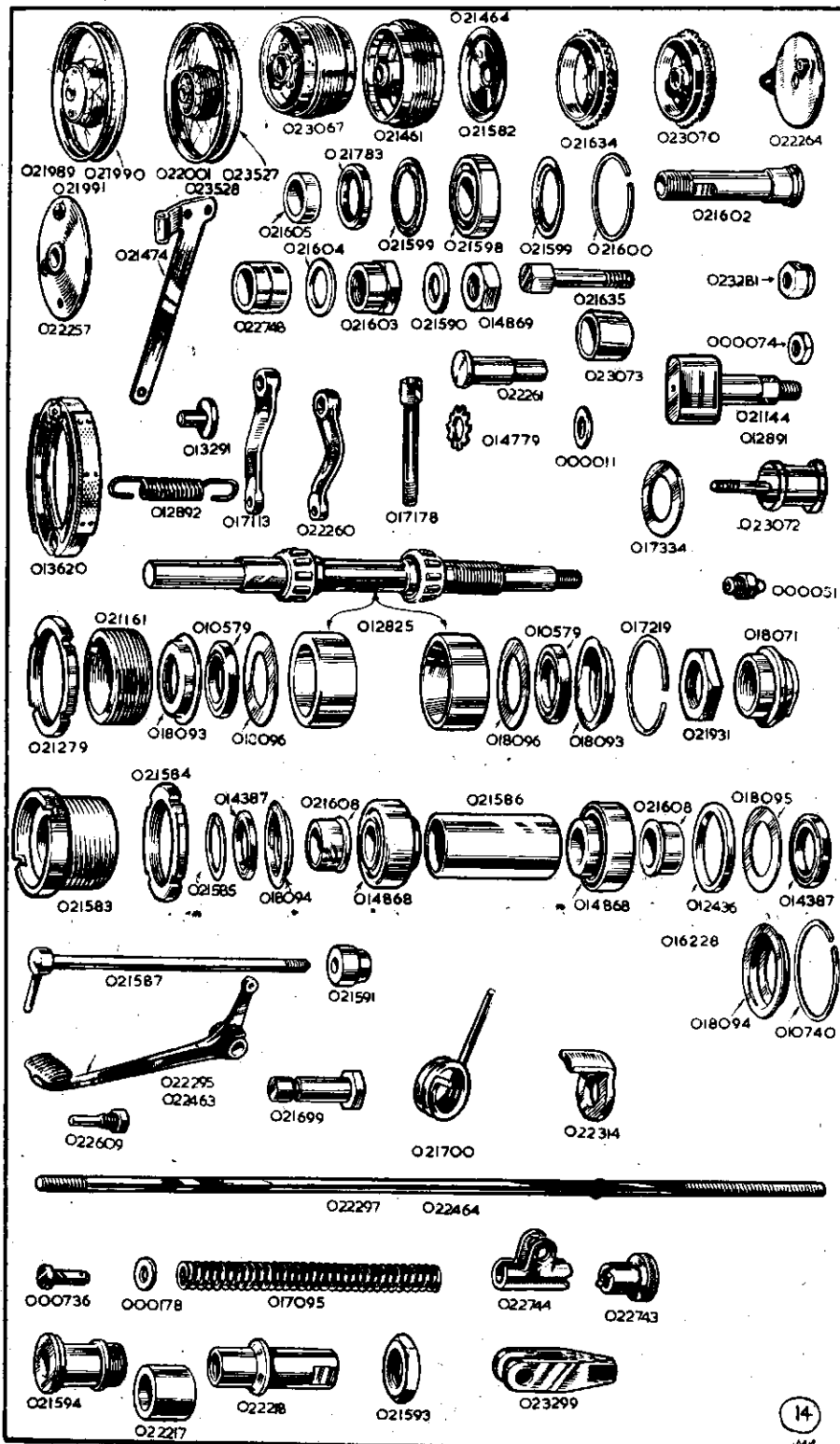


WHEN ORDERING CONTROL LEVER AND TWIST
GRIP PARTS, FRAME NUMBER MUST BE QUOTED

PART NUMBER	DESCRIPTION	QTY. USED OFF	ON	PRICE EACH		
				£	s.	d.
THROTTLE CONTROL CABLE						
022019	Cable, complete, assembled, throttle with oil nipple	1	20-30	5	9	
000535-40	Wire, inner, throttle, 40 in. finished length	1	"	1	6	
017242	Nipple, carburetter end, throttle inner wire	1	"		2½	
017266	Nipple, handlebar end, throttle inner wire	1	"		2½	
021408	Casing, outer, throttle, with adaptor for oil nipple	1	"	2	8	
000528	Ferrule, throttle outer casing	2	"		1½	
000051	Oil nipple only	1	"		6½	
018987	Adaptor for oil nipple	1	"		10	
AIR CONTROL CABLE						
022022	Cable, complete, assembled, air	1	20-30	3	10	
000527-37½	Wire, inner, air, 37½ in. finished length	1	"		7	
017242	Nipple, carburetter end, air inner wire	1	"		2½	
017266	Nipple, handlebar end, air inner wire	1	"		2½	
000526-32½	Casing, outer, air, 32½ in. finished length	1	"	2	0	
000528	Ferrule, air, outer casing	2	"		1½	
IGNITION CONTROL CABLE						
018749	Cable, complete, assembled ignition	1	20-30	6	1	
000526-37½	Wire, inner, ignition, finished length 37½ in.	1	"		5½	
017379	Nipple, magneto end, ignition inner wire	1	"		8	
017266	Nipple, handlebar end, ignition inner wire	1	"		2½	
000526-34½	Casing, outer, ignition, 34½ in. long	1	"		10	
000528	Ferrule, ignition outer casing	2	"		1½	
458731	Cap, rubber, cable entry to magneto	1	"		6*	
458727	Cap, metal, cable entry to magneto	1	"	3	2*	
163343	Washer, fibre, for cable entry metal cap	1	"		1*	
454969	Plunger, for ignition cable	1	"	1	6*	
458732	Spring, return, for ignition cable	1	"		4*	
PETROL TANK						
023417	Tank, petrol, bare, black	1	20	10	3	4
023419	Tank, petrol, bare, blue	1	30	10	3	4
023358	Panel, for tank, right side, plated	1	20-30	1	10	0
023359	Panel, for tank, left side, plated	1	"	1	10	0
023361	Bead, for panel, blue	2	"		4	3
022362	Motif, for tank	2	"		6	3
022370	Seating, for tank motif	2	"			5½
023371	Screw, for tank motif	4	"			1
PETROL TANK FITTINGS						
013325	Cap, filler, for petrol tank	1	20-30	7	1	
023274	Tap, for petrol feed, with filter and banjo	2	"	8	9	
000200	Washer, fibre, for petrol feed tap	2	"		4	
023083	Grip, knee, left hand side	1	"	4	0	
023084	Grip, knee, right hand side	1	"	4	0	
023282	Plate, for left hand knee grip	1	"	2	3	
023283	Plate, for right hand knee grip	1	"	2	3	
000348	Bolt, fixing knee grip plate	4	"			4
PETROL TANK FIXING BOLTS						
014997	Bolt, fixing tank, all positions, 1½ in. by ⅞ in. by 26	4	20-30		11	
014998	Sleeve, ⅞ in. long, for tank fixing bolts	4	"		2½	
014995	Pad, rubber, thick (⅝ in.) for tank fixing bolts in front right and both rear positions	4	"		5	
014996	Pad, rubber, thin (⅜ in.), for all tank fixing bolts (three used on front left bolt)	4	"		2½	
014999	Washer, metal, 1½ in. diameter, plain, for tank fixing bolts	4	"		4	
017051	Wire, copper, 5 ft. by 20 S.W.G.	1	"		4	



PART NUMBER	DESCRIPTION	QTY. OFF	USED ON	PRICE EACH		
				£	s.	d.
OIL TANK						
023155	... Tank, oil, bare	1	20-30	3	9	7
000361	... Bolt, fixing oil tank	1	"			4
014779	... Washer, for tank fixing bolt	1	"			1½
021282	... Cap, filler, oil tank	1	"	3		5
021329	... Washer, for filler cap	1	"			1½
012019	... Plug, drain, for oil tank	1	"			5½
000200	... Washer, fibre, oil tank drain plug	1	"			4
022417	... Bracket, fixing tank to seat tube	1	"			8½
000070	... Bolt, seat, tube fixing bracket	1	"			4
000012	... Washer, bracket fixing bolt	1	"			1½
023305	... Cover, for oil tank	1	"	1	1	6
022632	... Screw, for oil tank cover	2	"			9
000203	... Washer, fibre, for cover screw	2	"			1½
000012	... Washer, plain, for cover screw	2	"			1½
PETROL PIPE						
000908-2½	... Flexible tubing, short, 2½ in.	1	20-30			4½
000908-5	... Flexible tubing, long, 5 in.	2	"			11
021844	... Petrol pipe "T" piece	1	"	3		0
OIL PIPES						
023311	... Pipe, oil feed, and return assembly	1	20-30	13		3
011655	... Union, banjo, feed and return oil pipes	2	"	5		11
011649	... Pin, banjo, retaining feed and return pipes to engine	2	"	2		8
000183	... Washer, fibre, for oil pipe banjo	4	"			4
000950-22	... Rubber connection oil feed pipe, 22 in. long	1	"	3		1
000950-18	... Rubber connection oil return pipe, 18 in. long	1	"	2		6
023376	... Ferrule oil feed and return rubber connections,	4	"			3
000951-5	... Sleeve, plastic, for oil pipe, 5 in. long	1	"			6
015198	... Filter, metal gauze, for oil feed pipe	1	"	2		2
022570	... Pipe, vent, metal	1	"	5		6
000900-7¾	... Hose, from oil tank to metal vent pipe, 7¾ in. long	1	"	1		3
FRONT WHEEL						
<i>The complete wheel listed below comprises:—Rim, spokes, nipples, hub, grease nipple, all bearings, and all brake parts including cover plate and expander lever, but does not include the tyre.</i>						
022687	... Wheel, front, with all fittings, chrome rim, black centre	1	20-30	15	6	7
<i>The bare wheel listed below comprises:—Rim, spokes, nipples and hub.</i>						
021990	... Wheel, front bare, chrome rim, black centre	1	"	8	2	3
012220	... Rim, front, chrome, black centre (A.M.C. 23)	1	"	1	17	0
021152	... Spoke, front, 5⅞ in. by 11 G	40	"			2½
021154	... Nipple, front, .250 in. by 11 G	40	"			2½
021461	... Hub, front wheel, shell only with brake drum	1	"	5	10	0
000051	... Nipple, grease, for front wheel hub	1	"			6½
011090	... Tape, for 19 in. by 2½ in. rim	1	"	1		11
021464	... Hub disc, covering right side	1	"	8		4
FRONT WHEEL BEARINGS						
012825	... Spindle, with roller bearings, for front wheel	1	20-30	2	6	10
010579	... Oil-seal, for front hub bearings	2	"			6½
017219	... Ring, spring, locating front hub bearings	1	"			4
018093	... Cup, for front hub bearing oil-seal	2	"			4
018096	... Ring, retaining front hub bearing oil-seals	2	"			1½
021279	... Nut, lock, for front hub bearing adjusting ring	1	"	1		7
021161	... Ring, adjusting, for front hub bearing	1	"	1		5
021931	... Nut, locating front brake cover plate	1	"			10
018071	... Nut, outside, securing front brake cover plate	1	"	2		11
000001	... Nut, front wheel spindle, left side	1	"			5
000008	... Washer, plain, front wheel spindle, left side	1	"			1½



PART NUMBER	DESCRIPTION	QTY. USED		PRICE EACH		
		OFF	ON	£	s.	d.

REAR WHEEL

The complete wheel listed below comprises :—

Rim, spokes, nipples, hub, grease nipple and all bearings assembled, but does NOT include the centre solid spindle, washers, spacers, nuts, brake parts, sprocket and brake drum, speedometer drive and tyre.

023526 ... Wheel, rear, with all fittings, chrome rim, black centre 1 20-30 11 2 0

The bare wheel listed below comprises :—

Rim, spokes, nipples and hub.

023528 ... Wheel, rear, bare, chrome, black centre 1 ,, 8 10 0
 021814 ... Rim, rear, chrome, black centre (A.M.C. 24) 1 ,, 1 18 2
 021691 ... Spoke, rear, left or right, 6 $\frac{1}{2}$ in. by 10 G 40 ,, 2 $\frac{1}{2}$
 021693 ... Nipple, rear, left or right, .250 in. by 10 G 40 ,, 2 $\frac{1}{2}$
 023067 ... Hub, rear wheel, shell only 1 ,, 5 16 6
 021582 ... Disc for right hand side of hub 1 ,, 6 10
 000051 ... Nipple, grease, for rear wheel hub 1 ,, 6 $\frac{1}{2}$
 011090 ... Tape, for 19 in. rear rim 1 ,, 1 11

REAR WHEEL BEARINGS

014868 ... Bearings, roller, for rear hub (only sold as a complete bearing) 2 20-30 15 2
 014387 ... Oil-seal, for rear hub bearings 2 ,, 5
 010740 ... Ring, spring, locating rear hub bearings 1 ,, 4
 018094 ... Cup, for rear hub bearing oil-seal 2 ,, 5
 021585 ... Ring, retaining, rear hub bearing oil-seals (small) 1 ,, 1
 018095 ... Ring, retaining, rear hub bearing oil-seals (large) 2 ,, 1 $\frac{1}{2}$
 012436 ... Collar, spacing, between bearing and rear hub bearing oil-seal 1 ,, 0
 021586 ... Spacer, 2 $\frac{1}{4}$ in. long between the two bearings of rear hub ... 1 ,, 3 4
 021583 ... Ring, adjusting, for rear hub bearing 1 ,, 4 1
 021584 ... Nut, lock, for rear hub bearing adjusting ring 1 ,, 1 7
 021587 ... Spindle, centre, solid, for rear wheel 1 ,, 19 10
 021608 ... Spacer, on rear wheel solid spindle, for oil seals 1 ,, 1 9
 021594 ... Spacer on rear wheel spindle for speedo gear box 1 ,, 4 $\frac{1}{2}$
 021590 ... Washer, for solid spindle 1 ,, 4
 021593 ... Nut, locking, speedometer gearbox 1 ,, 9 $\frac{1}{2}$
 021591 ... Spacer, on rear wheel solid spindle (abuts against fork end) speedo side 1 ,, 10
 014869 ... Nut, for rear wheel solid spindle 1 ,, 8

FRONT BRAKE

021744 ... Drum, front brake (must be fitted at works) 1 20-30 —
 021766 ... Screw, fixing front brake drum to hub shell 5 ,, 1 2
 011846 ... Lock nut for brake drum screw 5 ,, 4
 022257 ... Plate, cover, front brake 1 ,, 1 11 7
 021474 ... Stay, front brake cover plate anchor 1 ,, 16 0
 014807 ... Bolt, fixing anchor stay to front cover plate, $\frac{5}{8}$ in. by $\frac{3}{8}$ in. by 26 1 ,, 4
 014119 ... Washer, special, for anchor stay bolt 1 ,, 1 $\frac{1}{2}$
 022261 ... Pin, fulcrum, for brake shoes 1 ,, 7 $\frac{1}{2}$
 000009 ... Washer, plain (inner for pin) 1 ,, 1 $\frac{1}{2}$
 021563 ... Screw, front brake shoe pin 1 ,, 1 6
 013620 ... Shoes, pair of, for front brake, with brake linings and thrust pins (only supplied in pairs) per pair 1 ,, 7 0
 013291 ... Pin, thrust, brake expander adjusting 2 ,, 1 0
 000174 ... Washer, plain, for thrust pin R ,, 1 $\frac{1}{2}$
 022832 ... Linings, brake, per pair of, less rivets per pair 1 ,, 5 4
 000113 ... Rivets, for brake linings, per set of 14 ,, 3
 012892 ... Spring, for brake shoes 2 ,, 5
 021144 ... Expander, for brake shoes 1 ,, 5 5
 017334 ... Washer, packing, for expander bush 1 ,, 8
 022260 ... Lever, for front brake shoe expander 1 ,, 10 10
 000051 ... Nipple, grease, for brake shoe expander 1 ,, 6 $\frac{1}{2}$
 000174 ... Washer, plain, for brake shoe expander 1 ,, 1 $\frac{1}{2}$
 000004 ... Nut, for brake shoe expander 1 ,, 4

PART NUMBER	DESCRIPTION	QTY. USED OFF	ON	PRICE EACH		
				£	s.	d.
REAR BRAKE						
023070	... Sprocket and brake drum, for rear wheel, 42 teeth.....	1	20-30	2	9	6
023072	... Pin, driving in hub	5	"		1	6
023281	... Nut, for driving pin	5	"			6
023073	... Bush, rubber rear brake drum driving pin	5	"			9
022264	... Plate, cover, rear brake	1	"	1	2	9
022748	... Spacer, for brake cover plate (outer)	1	"			11
021605	... Spacer, for brake cover plate (inner)	1	"		1	6
021598	... Bearing, ball for brake drum.....	1	"	17		6
021599	... Washer, for brake drum bearing	2	"			2 $\frac{1}{2}$
021600	... Circlip, for brake drum bearing	1	"			3 $\frac{1}{2}$
021783	... Oil seal, for brake drum bearing	1	"		3	5
021602	... Dummy spindle, for bearing	1	"		6	0
021603	... Nut, for dummy spindle.....	1	"		1	4 $\frac{1}{2}$
021604	... Washer, for dummy spindle	1	"			3 $\frac{1}{2}$
013620	... Shoes, pair of, for rear brakes, with brake linings and thrust pins (only supplied in pairs)..... per pair	1	"	1	7	0
013291	... Pin, thrust, brake, expander adjusting	2	"		1	0
000174	... Washer, plain, for thrust pin	R	"			1 $\frac{1}{2}$
022832	... Linings, brake, per pair of, less rivets	per pair	"	5		4
000113	... Rivets, for brake linings..... per set of	14	"			3
012892	... Spring, for brake shoes	2	"			5
012891	... Expander, for brake shoes.....	1	"		5	5
017113	... Lever, for rear brake shoe expander	1	"		3	4
000051	... Nipple, grease, for brake shoe expander	1	"			6 $\frac{1}{2}$
000174	... Washer, plain, for brake shoe expander.....	1	"			1 $\frac{1}{2}$
000004	... Nut, for brake shoe expander	1	"			4
REAR BRAKE OPERATING PARTS						
022295	... Pedal, foot, for rear brake.....	1	20-30	1	0	9
022314	... Stop, for brake pedal	1	"			4
021699	... Fulcrum, for rear brake foot pedal	1	"	2		3
000051	... Nipple, grease, for rear brake foot pedal	1	"			6 $\frac{1}{2}$
021700	... Spring, return, rear brake foot pedal	1	"		1	1
022609	... Bolt, adjusting, rear brake foot pedal	1	"			3
022297	... Rod, bare, rear brake.....	1	"		2	6
023299	... End, yoke, for front end of brake rod	1	"		4	9
000736	... Pin, for brake rod yoke end	1	"			5
000014	... Pin, split, for brake rod yoke end pin.....	1	"			1 $\frac{1}{2}$
017095	... Spring, for brake rod	1	"			5
000178	... Collar, for brake rod, spring.....	1	"			1 $\frac{1}{2}$
022744	... Clip, adjusting, for rear end of brake rod	1	"	2		5
000736	... Pin, for brake rod adjusting clip	1	"			5
000014	... Pin, split, for brake rod adjusting clip pin	1	"			1 $\frac{1}{2}$
022743	... Nut, adjusting, for rear brake rod	1	"	2		2
VOLTAGE REGULATOR						
022544	... Regulator, complete unit, type MCR2 (Lucas No. 37097-B) ...	1	20-30	2	11	6*
022597	... Rubber, for regulator.....	1	"			3 $\frac{1}{2}$
022720	... Pad, rubber, support for voltage control	1	"			2 $\frac{1}{2}$
011094	... Grommet for cable	1	"			5
BATTERY						
022345	... Battery, with lid, dry and uncharged. This is a battery that has NOT been filled with electrolyte (acid) and is, of course, not charged. It requires no special packing, and can safely be packed with other goods. (Lucas No. PU7E/9). (We do not supply charged batteries—for such apply to nearest Lucas Service Station)	1	20-30	2	6	6*
4159062	... Lid, only, with rubber pads, for battery.....	1	"	2		3*

PART NUMBER	DESCRIPTION	QTY. USED OFF	ON	PRICE EACH		
				£	s.	d.
HEAD LAMP						
021802	... Lamp, head, type 51655A with bulb, ammeter, switch, no cable harness (not Europe)	1	20-30	5	2	6*
021803	... Lamp, head, type 51655A with bulb, ammeter, switch, no cable harness (Europe except France)	1	..	5	2	6*
021804	... Lamp, head, type 51655A with ammeter, switch, less bulb and cable harness (France only)	1	..	5	2	6*
516951	... Shell only, top half, for head lamp, type 51655A	1	..	18		6*
516952	... Shell only, bottom half, for head lamp, type 51655A	1	..	1	1	0*
553248	... Rim, bare, for head lamp	1	..	15		0*
553925	... Light unit, reflector and glass (all except Europe)	1	..	15		6*
553940	... Light unit, reflector and glass (Europe except France)	1	..	15		6*
553948	... Light unit, reflector and glass (France only)	1	..	18		6*
555005	... Adaptor (bulb holder) all except France	1	..	4		6*
See ELECTRICAL SUNDRIES for Ammeter, Switch, Cable Harness and Bulbs.						

SIDE LAMP

52224	... Side lamp, complete	2	20-30	13		6*
516719	... Rubber grommet, for side lamp	2	..	1		0*
573615	... Lens for side lamp	2	..	1		3*
573646	... Rim and bead for side lamp	2	..	2		6*

REAR LAMP

022126	... Rear lamp, complete (Lucas L564)	1	20-30	1	2	6*
573839	... Window cover, red for rear lamp	1	..	4		6*
575200	... Window cover, white for rear lamp	1	..	2		3*
575208	... Rubber gasket, for window cover	1	..	1		3*
552928	... Screw, retaining window cover	2	..	7		*
575207	... Grommet, rubber for bulb holder	1	..	9		*
575209	... Bulb holder	1	..	2		0*
860428	... Rear lamp wires, with Paxolin washer	1	..	1		0*
573825	... Rubber cap, covering cable entry	1	..	9		*
166014	... Nut, retaining body to rear number plate	2	..	2		*
188330	... Spring washer for fixing nut	2	..	1		½*

STOP LIGHT PARTS (Optional Extra)

022031	... Stop light switch	1	20-30	8		0*
018727	... Pull off, spring for switch	1	..	1		0
022032	... Bracket, for switch	1	..	11		
018764	... Clip, for pull off spring	1	..	6		½
000738	... Screw, securing switch and spring clip	3	..	4		
000739	... Nut, for screw switch and spring clip	3	..	4		½
000039	... Washer, for spring clip screw	2	..	1		½
018220	... Extra rubber cable clip	1	..	2		½
011908	... Extra rubber cable clip	2	..	2		½
014453	... Metal cable clip	1	..	4		
022836	... Cable (switch to lamp and battery) pair complete	1	..	2		3*
000269	... Snap connector	1	..	2		½
022002	... Complete kit of parts for stop light conversion	1	..	16		0*

HORN

022529	... Horn, type HF1441. Lucas replacement number is 70137A	1	20-30	1	15	0*
012565	... Horn, bolt	2	..	4		
000039	... Horn, bolt washer	4	..	1		½
000080	... Horn, bolt nut	2	..	1		½

THE PRICES OF SPARES DO NOT
INCLUDE THE COST OF CARRIAGE

PART NUMBER	DESCRIPTION	QTY. USED OFF	ON	PRICE EACH		
				£	s.	d.
ELECTRICAL SUNDRIES						
36084	... Ammeter, for head lamp panel.....	1	20-30	10	0*	
351551	... Switch, main lighting, for head lamp panel.....	1	"	12	6*	
351567	... Handle, with screw, for main lighting switch	1	"	2	0*	
022548	... Switch, dipping, and horn button combined	1	"	10	6*	
380459	... Rubber packing, for dipping switch and horn switch	1	"		9*	
021229	... Screw, fixing switch, $\frac{3}{8}$ in. by 4 B.A.	2	"		3*	
	... Cable harness, main lighting (no dip switch wire, no horn wire, no regulator wires).....	1	"	15	0*	
858795	... Cable harness, triple, for dipping switch	1	"	4	0*	
989981	... Cable, harness, for regulator.....	1	"	6	0*	
359218	... Cable, for horn	1	"	1	0*	
016681	... Sheath, for horn cable	1	"	6 $\frac{1}{2}$		
016682	... Sheath, for dynamo cable	1	"	4		
000543	... Cable, high tension, for sparking plug, price per foot	R	"	1	1	
000541	... Terminal, for high tension cable	2	"	4		
000269	... Connector, snap, for rear lamp cable	1	"	2 $\frac{1}{2}$		
000269	... Connector, snap, for regulator to ammeter cable.....	1	"	2 $\frac{1}{2}$		
011094	... Bush, rubber, fits in rear mudguard, for rear lamp cable	1	"	5		
312	... Bulb, head lamp, main, 6 volt, 30 by 24 watts (not Europe) ...	1	"	5	0*	
	Plus Purchase Tax	—	"	1	0*	
988	... Bulb, head lamp, pilot, 6 volt, 3 watts	2	"	1	5*	
	Plus Purchase Tax	—	"		3*	
384	... Bulb, rear lamp, 6 volt, 18 and 6 watts double contact	1	"	3	6*	
	Plus Purchase Tax	—	"		7*	
015547	... Plug, sparking, KLG, type FE-80	2	"	5	0*	
021310	... Cover for dynamo terminals.....	1	"	1	0*	
018895	... Interference suppressor	2	"	1	9*	

CABLE CLIPS

011907	... Clip, rubber, 1 $\frac{1}{2}$ in.....	4	20-30	2 $\frac{1}{2}$		
011908	... Clip, rubber, 3 in.	3	"	2 $\frac{1}{2}$		
018220	... Clip, rubber, 4 $\frac{3}{4}$ in.....	5	"	2 $\frac{1}{2}$		
014453	... Clip, metal, holding rear lamp wire inside mudguard	1	"	4		

SPEEDOMETER

022006	... Speedometer, complete, trip, 120 M.P.H.	1	20-30	5	3	6*
022010	... Speedometer, complete, trip, 180 K.P.H.	1	"	5	3	6*
021793	... Head, only, speedometer, trip, 120 M.P.H.	1	"	3	10	0*
021795	... Head, only, speedometer, trip, 180 K.P.H.	1	"	3	10	0*
022057	... Bracket, retaining speedometer head	1	"	3	0*	
021798	... Grommet, rubber for speedometer head in lamp.....	1	"	1	1	
021799	... Grommet, rubber for speedometer cable in fork crown.....	1	"		5 $\frac{1}{2}$	
53279-1	... Set of bulb holding parts for head	1	"	5	0*	
53205	... Bulb, 6 volts, 1.8 watts, M.B.C. for head	1	"	1	6*	
	Plus Purchase Tax	—	"		4*	
N-1253	... Nut, fixing speedometer head to lamp	2	"		2*	
W-7216	... Washer, spring, speedometer bracket nut.....	2	"		1*	
53395-1-65	... Cable, speedometer drive, complete	1	"	1	2	6*
52108-1-65	... Cable, speedometer drive, inner only	1	"	11	3*	
53398-1-65	... Cable, speedometer drive, outer only	1	"	11	3*	
52283-5	... Gearbox, speedometer, complete	1	"	2	2	6*
021454	... Washer, outside speedometer gearbox	1	"		1 $\frac{1}{2}$	

BY USING GENUINE SPARES YOU ARE ASSURED THEY WILL FIT ACCURATELY AND GIVE SATISFACTORY SERVICE

PART NUMBER	DESCRIPTION	QTY. USED OFF	ON	PRICE EACH	
				£	s. d.
VARIOUS EQUIPMENT					
018691	... Bar, locking, for fork crown	1	20-30	1	8
023271	... Crash-bar kit, complete	1	"	3 17	4
023226	... Bar only	1	"	2 5	6
023232	... Bolt, top, for crash-bar	1	"	2	6
023231	... Distance piece, crash-bar	1	"	2	0
023238	... Bracket, bottom, assembled	1	"	1 8	4
000009	... Washer, plain, crash-bar	2	"		1½
000002	... Nut, crash-bar	1	"		5
023466	... Set of panniers, complete, with frames, fixing bolts, nuts and washers.....set	1	"	7 0	0*
	... Plus Purchase Tax		"	2 4	6
022824	... Bag, pannier, left or right	2	"	2 10	0*
	... Plus Purchase Tax		"	1 2	3
	... each bag		"	1 0	0*
023289	... Frame only, for pannier bag, left	1	"	1 0	0*
023290	... Frame only, for pannier bag, right	1	"	1 0	0*
022827	... Bolt, fixing frames at bottom	2	"		8
000347	... Bolt, fixing frames at top	2	"		5
000073	... Nut, for bottom fixing bolt	2	"		4
018160	... Nut, for top fixing bolt	2	"		1½
000012	... Washer, for top fixing bolt	2	"		1½
011957	... "TEKALL" rust preventative, ½ pint	R	"	2	0*
011958	... "TEKALL" rust preventative, 1 pint	R	"	3	0*
B-A-H	... Badge, monogram, "AJS," for button hole	R	"	1	6*
B-A-B	... Badge, monogram, "AJS," for brooch	R	"	1	6*
	... Instruction manual	R	"	2	6*

COMPLETE TOOL KITS

023529	... Tool kit, complete, with tyre inflator	1	20-30	3 9	7
023530	... Tool kit, complete, less tyre inflator	1	"	2 19	8

The following comprise "TOOL KIT, COMPLETE, WITH TYRE INFLATOR," and is included as part of every motor cycle.

TOOLS

017253	... Bag for tools.....	1	20-30	5	5
021625	... Screwdriver.....	1	"	1	1
017248	... Pliers, side cutting	1	"	5	0
011188	... Pliers, for gudgeon pin circlips	1	"	2	1
017246	... Gun, grease	1	"	8	1
017114	... Inflator, tyre.....	1	"	9	11
017007	... Lever, tyre	2	"	1	5
017052	... Spanner, double end, ⅜ in. by ¼ in.	1	"	3	2
017053	... Spanner, double end, ⅝ in. by ⅜ in.	1	"	4	10
018178	... Spanner, double end, 1.011 in. by 1.2 in.	1	"	2	0
017257	... Spanner, double end, ⅜ in. by .375 in.	1	"	1	9½
017252	... Spanner, box, with tommy, for sparking plug	1	"	2	1
017249	... Wrench, adjustable.....	1	"	11	11
015023	... Spanner, double end, with gauge, for contacts (Lucas No. 415116)	1	"		8
015264	... Spanner, single end, for rocker clamping bolts	1	"		5
015213	... Spanner, box, for cylinder head nuts	1	"	2	2
017254	... Spanner, clutch spring adjustment	1	"	1	1
018055	... Key, for handlebar clip screws and rocker screws	1	"		9½
018667	... Key, for fork tube pinch screw.....	1	"	2	0
000174	... Washer, for brake shoe thrust pin	8	"		1½
023284	... Spanner, for frame stay unit	1	"	1	3

SPECIAL TOOLS

011381	... Holder, valve, for valve grinding	1	20-30	1	1
015273	... Extractor, for timing pinion and magneto gear.....	1	"	5	11
015374	... Extractor, for camshaft gears	1	"	5	11
022011	... Disc, timing (see Instructions Manual)	1	"	4	7

The above tools are NOT INCLUDED in the equipment of a new motor cycle.