

INDEX

	Page		Page
A			
Air cleaner	50	Head steady stay	11
Air lever	31	Horn	45
Alternator	46	I	
Ammeter	45	Inflator	48
Axle sprocket	18	K	
B			
Battery	46	Kickstarter	21
Battery box and mounting	39	Knee grips	34
Big end bearing	18	M	
Brake lever	31	Main bearings	9
Brake pedal	43	Mudguards, front and rear	28 & 30
C			
Cable clip	32	N	
Camshaft bushes	6	Number plates	30
Carburettor	13	O	
Centre stand	24	Oil pump	10
Chains	17	Oil tanks and pipes	33 & 35
Clutch	20	Optional equipment	50
Clutch lever	32	P	
Connecting rods	5	Petrol tank	34
Control cables	33	Pillion footrests	36
Crankcase fittings	5	Piscons and rings	7
Crankshaft	5	Power unit fixing studs	5
Crash bars	48	Pressure release valve	6
Crown and column	28	Push rods	9
Cylinder, cylinder head	6	R	
D			
Dualseat	33	Rear chaincase	38
E			
Electrical equipment	47	Rear chainguard	37
Engine	5	Rear suspension	24
Engine sprocket	12	Rear wheels	42
Exhaust pipe	15	Rectifier	46
F			
Footchange	18	Rockers and rocker covers	10
Footrests	25	Rotor	46
Frames	21	Revolution counter and fittings	49
Front chaincase, inner and outer	36	S	
Front forks	27	Shock absorbers	24
Front wheels	40	Side prop stand	25
G			
Gasket sets	48	Silencers	15
Gearbox	17	Sparkling plugs and covers	47
Gudgeon pin	8	Speedometers	44
H			
Half time pinion	9	Stator	11
Handlebars and controls	31	Stop and tail lamp	45
Headlamps	34	Swinging arm	22
I			
J			
K			
L			
M			
N			
O			
P			
Q			
R			
S			
T			
U			
V			
W			
X			
Y			
Z			

This scan is explicit for non-commercial use and is not intended for financial or material gain by anyone

INSTRUCTIONS FOR ORDERING SPARE PARTS

It is most essential that the Engine and Frame Number of the machine is stated. The Engine Number is to be found on the transmission side of the Crankcase directly below cylinder base. The frame number is stamped on the nearside of the frame gusset plate on all models. It is always advisable to order parts on a separate sheet, and not to include on the same sheet other matter of a different nature; this facilitates prompt despatch.

It is found in a number of instances that money orders and postal orders are sent in parcels containing patterns; this is inadvisable. We strongly recommend parts as patterns being despatched separately, and a covering letter sent containing the remittance for replacement parts.

RETURNING MACHINES FOR OVERHAULING

When returning machines or parts for repair or overhaul, these should be sent carriage paid, and with the sender's name and address in full, securely attached. It is also advisable to state on the tally that a letter has been sent respecting the parts, and giving the date. All easily detached fittings should be removed, such as Lamps, Horns, Tool Bags, Speedometers, etc.; these are liable to be lost or damaged in transit, and the Company cannot accept any responsibility for them.

ESTIMATES FOR REPAIRING MACHINES

We are always prepared to give approximate estimates for the cost of repairs; it is quite impossible to give a firm quotation. Additional parts may be found necessary during the process of repair, unforeseen when preparing an estimate. Should our estimate for repair not be accepted, a charge may be made in accordance with work entailed in dismantling and re-assembling. When we give an estimate for cost of repairs, and this is curtailed by the owner, we cannot accept any responsibility for the performance of the machine; it is always preferable to accept our estimate in full.

PURCHASE OF SPARE PARTS

Norton Dealers throughout the British Isles generally carry a very comprehensive stock of Norton spare parts and it is recommended that owners should obtain any spare parts required through them.

The name of the nearest Norton dealer will be supplied on request and if any difficulty whatever is experienced in obtaining spare parts through a Norton Dealer, if we are advised, we shall be very pleased to investigate the matter.

It is our desire that replacement parts are available to Norton owners with the least possible delay.

Please note we reserve the right to alter the prices in the list at any time without notice.

PLATE No.	PART No.	DESCRIPTION	QTY.	MODEL	PRICE EACH
CRANKSHAFT					
—	23742	Crankshaft, assembled, less connecting rods	1	88ss	28 1 9
—	23286	Crankshaft, assembled, less connecting rods	1	650ss and 99	29 5 8
—	24276	Crankshaft, assembled, less connecting rods	1	All 750	29 5 8
A65	23636	Crankcheek, timing side	1	88ss	9 8 7
A65	23262	Crankcheek, timing side	1	650ss and 750	9 9 8
A66	23637	Crankcheek, driving side	1	88ss	9 8 7
A66	23261	Crankcheek, driving side	1	650ss and 750	9 9 8
A64	23820	Flywheel, only	1	88ss	6 3 10
A64	23315	Flywheel, only	1	650ss and 99	6 8 0
A64	24248	Flywheel, only	1	All 750	6 7 0
—	T2105	Dowel, flywheel, crankcheek	1	All	1 1 0
A67	T2033	Bolt, crankcheek	4	All	4 5
—	T2086	Stud, crankcheek	2	All	2 3
A69	T2031	Nut, for stud and bolt	8	88ss	2 3
A70	T2032	Plate, retaining dowel	2	All	3
A69	T2031	Nut, for crankcheek stud	6	All except 88ss	2 3
—	23280	Nut, for crankcheek bolt	2	All except 88ss	3 2
—	E4591	Plug, crankshaft	1	All	3
CONNECTING ROD AND SHELLS					
A59	50023	Connecting rod, with cap	2	88ss	4 18 10
A59	23297	Connecting rod, with cap	2	650 and 750	4 19 10
A61	T2150	Bolt, connecting rod cap	4	88ss	4 1
A61	23254	Bolt, connecting rod cap	4	650 and 750	5 4
A63	17827	Nut, for cap bolt	4	88ss	1 10
A63	23253	Nut, for cap bolt	4	650 and 750	1 10
A62	T2152	Washer, for cap bolt	4	88ss	3
A60	17828	Shell, connecting rod (two halves)	2	88ss	9 0
A60	23255	Shell, connecting rod (two halves)	2	650 and 750	9 4
—	T2160	Bush, gudgeon pin	2	88ss	6 3
CONNECTING ROD SHELLS — OVERSIZE					
—	24914	Shell, connecting rod .005" (two halves)	2	88ss	10 3
—	24915	Shell, connecting rod .010" (two halves)	2	88ss	10 3
—	24916	Shell, connecting rod .020" (two halves)	2	88ss	10 3
—	24917	Shell, connecting rod .030" (two halves)	2	88ss	10 3
—	25165	Shell, connecting rod .010" (two halves)	2	650 and 750	9 4
—	25166	Shell, connecting rod .020" (two halves)	2	650 and 750	9 4
—	25167	Shell, connecting rod .030" (two halves)	2	650 and 750	9 4
—	25168	Shell, connecting rod .040" (two halves)	2	650 and 750	9 4
CRANKCASE					
—	25113	Crankcase, complete, with timing cover	1	88ss and 650	21 17 0
—	25109	Crankcase, complete, with timing cover	1	G15	21 19 9
—	25115	Crankcase, complete, with timing cover	1	Atlas	23 6 9
A104	21011	Crankcase, drive side, only	1	88ss and 650	7 14 6
A104	25043	Crankcase, drive side, only	1	G15	7 13 0
A104	24278	Crankcase, drive side, only	1	Atlas	9 0 0

This scan is explicit for non-commercial use and is not intended for financial or material gain by anyone

PLATE No.	PART No.	DESCRIPTION	QTY.	MODEL	PRICE EACH
A105	25111	Crankcase, timing side, only	1	88ss and 650	£ 9 18 0
A105	25107	Crankcase, timing side, only	1	All 750	10 1 3
A106	18245/R.C	Cover, timing gear	1	All	4 5 6
—	T2236	Gasket, timing cover	1	All	3
A107	T2018	Stud, cylinder barrel	6	88ss and 650	1 10
—	24251	Stud, cylinder barrel	6	All 750	2 2
A108	T2209	Stud, cylinder barrel (stepped)	2	All	1 8
A109	18943	Stud, cylinder barrel (front)	1	All	1 10
A111	10940	Screw, timing cover	6	All	8
A112	E6980	Screw, timing cover	6	All	7
—	20621A	Washer, timing cover screw	12	All	2
A113	10940	Screw, for sump	2	All	8
—	11775	Washer, for sump screw	2	All	1
—	T2036	Bush, camshaft, timing side	1	All	9 0
—	T2037	Bush, camshaft, driving side	1	All	9 0
A114	048023	Seal, oil, timing side shaft	1	All	2 0
A115	048079	Circlip, oil seal	1	All	9
—	16945	Body, sump filter	1	All	13 6
—	16949	Washer, filter body	1	All	8
—	16948	Circlip, filter body	1	All	8
—	16946	Gauze, sump filter	1	All	2 3
—	16947	Washer, filter gauze	1	All	9
—	E4591	Plug, oilway, timing cover	1	All	3
—	16902	Pin set, oilway	1	All	8
—	T1084	Washer, set pin	1	All	3
CRANKCASE BREATHER					
—	24313	Pipe, crankcase breather	1	88ss and 650	3 4
—	22240	Gasket, breather flange	1	88ss and 650	2
—	T2213	Screw, breather flange	1	88ss and 650	3
—	24309B	Pipe, rubber, breather	1	88ss and 650	2 9
—	24302	Pipe, rubber, breather	1	All 750	1 10
—	24300	Elbow, breather pipe	1	All 750	5 4
—	13786	Washer, elbow	1	All 750	3
—	24303	Nut, elbow	1	All 750	9
PRESSURE RELEASE					
—	T2059A	Body, assembled, pressure release	1	All	13 6
—	T2054	Piston, release body	1	All	3 6
—	T2061	Spring, release body piston	1	All	3
—	15404	Shim, packing	A/R	All	1
—	T2060	Nut, release body	1	All	4 5
—	T2058	Washer, release union	1	All	3
—	T2057	Washer, release union nut	1	All	3
CYLINDER BARREL AND HEAD					
A36	20712B	Barrel, cylinder	1	88ss	13 9 8
A36	23263	Barrel, cylinder	1	650ss and 99	13 19 6
A36	24237A	Barrel, cylinder	1	All 750	14 12 10
A37	T2093	Gasket, cylinder base	1	88ss and 650	7
A37	24249	Gasket, cylinder base	1	All 750	7
—	T2016	Nut, cylinder barrel stud, 3/8"	7	88ss and 650	8

PLATE No.	PART No.	DESCRIPTION	QTY.	MODEL	PRICE EACH.
	T2016	Nut, cylinder barrel stud ...	1	All 750	8
	24250	Nut, cylinder barrel stud ...	6	All 750	1 0
	T2210	Nut, cylinder barrel stud, $\frac{5}{8}$ "	2	All	8
	000011	Washer, cylinder barrel stud (stepped stud) ...	2	All	2
	24252	Washer, cylinder barrel stud ...	6	All 750	1 0
A33	S650/136	Head, cylinder, with valve guides ...	1	88ss and 650	25 5
A33	25290	Head, cylinder, with valve guides ...	1	All 750	28 12
A35	T2141	Gasket, cylinder head ...	1	88ss and 650	3
A35	24255	Gasket, cylinder head ...	1	All 750	3
	T2161	Stud, cylinder head to barrel, $\frac{5}{16}$ "	2	All	
A41	18756	Stud, cylinder head to barrel ...	3	88ss and 650	
A41	24389	Stud, cylinder head to barrel ...	3	All 750	1
A42	T2034	Nut, for stud ...	2	88ss and 650	2
	24260	Nut, for stud ...	2	All 750	3
	T2017	Nut, for stud, $\frac{5}{16}$ "	2	All	
	10637	Nut, for stud ...	1	88ss and 650	1 1
	24250	Nut, for stud (rear) ...	1	All 750	1
A39	T2096	Bolt, cylinder head, long ...	4	88ss and 650	1 10
A38	24253	Bolt, cylinder head, long ...	4	All 750	4
A39	T2097	Bolt, cylinder head, short ...	1	All	1
A40	16213	Washer, for bolt ...	4	88ss and 650	
A40	E5456	Washer, for bolt ...	4	All 750	
VALVES, GUIDES AND SPRINGS					
	17221	Valve, inlet ...	2	88ss and 650	1 7
	24330	Valve, inlet ...	2	All 750	1 5
A43	T2204	Valve, exhaust ...	2	All	1 1
A44	T2011	Guide, valve ...	4	All	6
	23392	Washer, heat insulating ...	4	All	1 5
A48	T2073	Cup, valve spring ...	4	All	1 10
A45	22839	Spring, valve, inner ...	4	All	3 4
A46	22838	Spring, valve, outer ...	4	All	4 0
A47	T186	Collar, valve, spring ...	4	All	1 10
A49	T187	Cotter, valve ... pair	4	All	2 6
PISTONS AND RINGS, STANDARD					
A57	23185	Piston, complete, left hand ...	1	88ss	4 14
A57	24022	Piston, complete, left hand ...	1	650ss and 99	3 13
A57	24246	Piston, complete, left hand ...	1	All 750	3 16
A58	23186	Piston, complete, right hand ...	1	88ss	4 14
A59	24023	Piston, complete, right hand ...	1	650ss and 99	3 13
A58	24247	Piston, complete, right hand ...	1	All 750	3 16
	23181	Ring, piston, top, chrome ...	2	88ss	7 0
	23272	Ring, piston, top, chrome ...	2	650	6 7
	24284	Ring, piston, top, chrome ...	2	All 750	9 4
	22797	Ring, piston, plain ...	2	88ss	5 0
	23273	Ring, piston, plain ...	2	650	5 0
	24285	Ring, piston, plain ...	2	All 750	5 0
	22509	Ring, piston, scraper ...	2	88ss	6 10
	24024	Ring, piston, scraper ...	2	650	7 4
	24286	Ring, piston, scraper ...	2	All 750	6 10

This scan is explicit for non-commercial use and is not intended for financial or material gain by anyone

PLATE No.	PART No.	DESCRIPTION	QTY.	MODEL	PRICE EACH
—	21580	Pin, gudgeon	2	88ss	£ 12 2
—	23275	Pin, gudgeon	2	650	12 9
—	24287	Pin, gudgeon	2	All 750	12 7
—	22798	Circlip, gudgeon, pin	4	88ss	5
—	23276	Circlip, gudgeon, pin	4	All except 88ss	5
PISTONS, OVERSIZE					
—	25125	Piston, complete, left, .010"	1	88ss	4 14
—	25145	Piston, complete, left, .010"	1	650	3 13
—	25238	Piston, complete, left, .010"	1	All 750	3 16
—	25126	Piston, complete, left, .020"	1	88ss	4 14
—	25146	Piston, complete, left, .020"	1	650	3 13
—	25239	Piston, complete, left, .020"	1	All 750	3 16
—	25127	Piston, complete, left, .030"	1	88ss	4 14
—	25147	Piston, complete, left, .030"	1	650	3 13
—	25240	Piston, complete, left, .030"	1	All 750	3 16
—	25128	Piston, complete, left, .040"	1	88ss	4 14
—	25148	Piston, complete, left, .040"	1	650	3 13
—	25241	Piston, complete, left, .040"	1	All 750	3 16
—	25129	Piston, complete, right, .010"	1	88ss	4 14
—	25149	Piston, complete, right, .010"	1	650	3 13
—	25242	Piston, complete, right, .010"	1	All 750	3 16
—	25130	Piston, complete, right, .020"	1	88ss	4 14
—	25150	Piston, complete, right, .020"	1	650	3 13
—	25243	Piston, complete, right, .020"	1	All 750	3 16
—	25131	Piston, complete, right, .030"	1	88ss	4 14
—	25151	Piston, complete, right, .030"	1	650	3 13
—	25244	Piston, complete, right, .030"	1	All 750	3 16
—	25132	Piston, complete, right, .040"	1	88ss	4 14
—	25152	Piston, complete, right, .040"	1	650	3 13
—	25245	Piston, complete, right, .040"	1	All 750	3 16
—	25133	Ring, piston, top, chrome, .010"	2	88ss	7 0
—	25153	Ring, piston, top, chrome, .010"	2	650	6
—	25246	Ring, piston, top, chrome, .010"	2	All 750	9
—	25134	Ring, piston, top, chrome, .020"	2	88ss	7 0
—	25154	Ring, piston, top, chrome, .020"	2	650	6 7
—	25247	Ring, piston, top, chrome, .020"	2	All 750	9
—	25135	Ring, piston, top, chrome, .030"	2	88ss	7 0
—	25155	Ring, piston, top, chrome, .030"	2	650	6 7
—	25248	Ring, piston, top, chrome, .030"	2	All 750	9
—	25136	Ring, piston, top, chrome, .040"	2	88ss	7 0
—	25156	Ring, piston, top, chrome, .040"	2	650	6
—	25249	Ring, piston, top, chrome, .040"	2	All 750	9 4
—	25137	Ring, piston, plain, .010"	2	88ss	5 0
—	25157	Ring, piston, plain, .010"	2	650	5 0
—	25250	Ring, piston, plain, .010"	2	All 750	5 0
—	25138	Ring, piston, plain, .020"	2	88ss	5 0
—	25158	Ring, piston, plain, .020"	2	650	5 0
—	25251	Ring, piston, plain, .020"	2	All 750	5 0
—	25139	Ring, piston, plain, .030"	2	88ss	5 0
—	25159	Ring, piston, plain, .030"	2	650	5 0
—	25252	Ring, piston, plain, .030"	2	All 750	5 0
—	25140	Ring, piston, plain, .040"	2	88ss	5 0
—	25160	Ring, piston, plain, .040"	2	650	5 0
—	25213	Ring, piston, plain, .040"	2	All 750	5 0

This scan is explicit for non-commercial use and is not intended for financial or material gain by anyone.

PLATE No.	PART No.	DESCRIPTION	QTY.	MODEL	PRICE EACH
—	25141	Ring, piston, scraper, .010"	2	88ss	£ s. d. 6 10
—	25161	Ring, piston, scraper, .010"	2	650	7 4
—	25254	Ring, piston, scraper, .010"	2	All 750	6 10
—	25142	Ring, piston, scraper, .020"	2	88ss	6 10
—	25162	Ring, piston, scraper, .020"	2	650	7 4
—	25255	Ring, piston, scraper, .020"	2	All 750	6 10
—	25143	Ring, piston, scraper, .030"	2	88ss	6 10
—	25163	Ring, piston, scraper, .030"	2	650	7 4
—	25256	Ring, piston, scraper, .030"	2	All 750	6 10
—	25144	Ring, piston, scraper, .040"	2	88ss	6 10
—	25164	Ring, piston, scraper, .040"	2	650	7 4
—	25257	Ring, piston, scraper, .040"	2	All 750	6 10
MAIN BEARINGS					
A75	17822	Bearing, ball, timing side	1	All	1 11 9
A76	T2008	Washer, sealing, timing side bearing ...	1	All	1 9
A77	17824	Bearing, roller, driving side	1	All	2 7 0
—	T2187	Oil seal, driving side bearing	1	All	6 8
TIMING GEAR					
A78	T2035	Pinion, half-time	1	All	13 0
A79	E3683	Key, for pinion	1	All	3
A80	T2007	Plate, backing, for pinion	1	All	5 4
A81	22729	Camshaft	1	All	7 4 0
A82	T2078	Plate, stationary, for camshaft breather ...	1	All	3 6
A83	24301	Rotary plate, for breather	1	All	3 6
A84	T2108	Spring, for breather	1	All	3
A85	20829	Sprocket, camshaft	1	All	1 13 6
A86	E3683	Key, for sprocket	1	All	3
A87	17211	Nut, for sprocket and r/c drive	1	All	9 0
A88	17806	Chain, camshaft (38 link endless)	1	All	8 9
A89	T2217	Slipper, chain tension	1	All	4 5
A90	T2218	Plate, chain tensioner, thick	1	All	8
A91	T2218A	Plate, chain tensioner, thin	1	All	7
A92	T247	Stud, chain tensioner	2	All	8
A93	E3231	Nut, for stud	2	All	2
—	18202	Washer, for stud (fan disc $\frac{1}{4}$ ")	2	All	3
A94	23019	Gear, intermediate, with sprockets	1	88ss	4 19 0
A94	50008	Gear, intermediate, with sprockets	1	All except 88ss	4 18 10
A95	T2026	Bush, intermediate gear	1	All	7 11
A96	T2080	Washer, intermediate gear	1	All	3
A97	T2021	Spindle, intermediate gear	1	All	7 2
—	17823	Circlip, for spindle	1	All	3
TAPPETS AND PUSH RODS					
A55	22771	Tappet, left hand	2	All	15 4
A54	22772	Tappet, right hand	2	All	15 4
A56	T2142	Plate, locating tappet	2	All	2 9
—	T2143	Screw, for Plate	4	All	3
A50	88/ss-82 in	Push rod, complete, inlet	2	88ss	1 1 0
A50	S65D-82 in	Push rod, complete, inlet	2	All except 88ss	1 1 0
A51	88/ss-82 ex	Push rod, complete, exhaust	2	88ss	1 1 0
A51	S650-82 ex	Push rod, complete, exhaust	2	All except 88ss	1 1 0

This scan is explicit for non-commercial use and is not intended for financial or material gain by anyone

PLATE No.	PART No.	DESCRIPTION	QTY.	MODEL	PRICE EACH
—	23740	Push rod, tube only, inlet	2	88ss	10 0
—	23352	Push rod, tube only, inlet	2	All except 88ss	10 0
—	23741	Push rod, tube only, exhaust	2	88ss	10 0
—	23354	Push rod, tube only, exhaust	2	All except 88ss	10 0
A52	T2064	End, push rod, top	4	All	5 4
A53	T2182	End, push rod, bottom	4	All	8 3
ROCKERS, COVERS, ETC.					
A12	18249	Rocker, inlet, right hand	1	All	1 14 2
A13	18250	Rocker, inlet, left hand	1	All	1 14 2
A14	18251	Rocker, exhaust, right hand	1	All	1 14 2
A15	18252	Rocker, exhaust, left hand	1	All	1 14 2
A16	T2063	Ball end, rocker	4	All	5 0 0
A17	T2074	Adjuster, rocker	4	All	3 1
A18	T232	Nut, adjuster	4	All	8
A19	T2237	Shaft, rocker	4	All	18 0
A20	18102	Washer, thrust, for shaft	4	All	8
A21	18103	Washer, spring, for shaft	4	All	5
A22	T2083	Washer, joint, for shaft	4	All	1
A23	T2238	Plate, locking, for shaft	4	All	9
A24	T2239	Plate, retaining, for shaft	4	All	1 1
A25	T2240	Washer, joint, for plate	4	All	1
A26	T2256	Set pin, for retaining plate	8	All	1 0
A4	T2162	Nut, domed, rear cap	1	All	1 1
A5	T2082	Washer, domed nut	1	All	3
A6	18094	Cap, rocker, rear	1	All	13 6
A7	T2084	Washer, sealing, rear cap	1	All	8
—	18033	Stud, rear cap	1	All	1 1
—	000579	Dowel, rear cap	1	All	1
A8	T2085	Nut, front cap stud	4	All	8
A9	18093	Cap, rocker, front	2	All	13 6
A10	T2088	Washer, sealing, front cap	2	All	2
A11	T2252	Stud, front cap	4	All	8
A3	25192	Pipe, rocker box oil feed	1	All	10 0
—	22167	Hose, rocker feed pipe	1	All	2 0
A1	18101	Bolt, banjo, feed pipe	2	All	3 6
A2	T1084	Washer, fibre, banjo bolt	4	All	3
OIL PUMP					
A98	f5522	Oil pump, complete	1	88ss	5 8 0
A98	23111	Oil pump, complete	1	All except 88ss	5 8 0
A99	15511A	Nut, oil pump spindle	1	All	3
A100	T2077	Worm gear wheel (on pump)	1	All	11 10
—	17697	Key, for gear wheel	1	All	3
A101	15515	Bush, feed, for pump	1	All	1 1
—	21146	Shim, packing, for feed bush	1	All	2
A102	T272	Washer, sealing feed bush	1	All	5
A103	T2076	Driving worm, on mainshaft	1	All	13 6
—	E4440	Stud, pump to crankcase	2	All	1 2
—	E3231	Nut, for stud	2	All	2
—	E4590	Grub screw, oil stop	1	All	8

This scan is explicit for non-commercial use and is not intended for financial or material gain by anyone

PLATE No.	PART No.	DESCRIPTION	QTY.	MODEL	PRICE EACH
STATOR HOUSING					
---	20885	Housing, for stator	1	88ss, 650 and Atlas	£ 3 0
---	20693	Screw, for housing	3	88ss, 650 and Atlas	1 11
---	21411	Washer, for screw	3	88ss, 650 and Atlas	1
HEAD STEADY STAY					
---	23868	Plate, head steady	1	88ss, 650 and Atlas	£3 11
A30	18032	Stud, for plate, in head	1	88ss, 650 and Atlas	2 8
A32	000010	Washer, for stud	1	88ss, 650 and Atlas	2
A31	E3224	Nut, for stud	1	88ss, 650 and Atlas	2
---	E3798	Bolt, steady plate to frame	2	88ss, 650 and Atlas	5
---	11796	Washer, for bolt	2	88ss, 650 and Atlas	1
---	18202	Washer, for bolt	2	88ss, 650 and Atlas	3
---	E3223	Nut, for bolt	2	88ss, 650 and Atlas	5
---	030420	Head steady, assembled	1	All G15 models	3 0
---	030424	Bolt, head steady	1	All G15 models	6
---	000010	Washer, for bolt	1	All G15 models	2
CRANKCASE BOLTS					
A122	13870	Bolt, crankcase, short	1	All	8
A124	E5456	Washer, for bolt	1	All	1
A123	E3223	Nut, for bolt	1	All	5
A125	T2013	Stud, crankcase, top, rear	1	All	2 5
---	E5376	Washer, for stud	1	All	1
---	E3224	Nut, for stud	1	All except 650/99 and Atlas	2
---	E3224A	Nut, for stud	1	650/99 and Atlas	5
A126	19077	Stud, crankcase, top, front	1	All	1 11
---	T2221	Washer, for stud	1	All	1
---	E3229	Nut, for stud	1	All	1
---	E3214	Stud, crankcase	1	88ss, 650 and Atlas	2 3
---	E3231	Nut, for stud	2	88ss, 650 and Atlas	2
ENGINE PLATES AND BOLTS					
H49	15621	Plate, engine, front	2	88ss, 650 and Atlas	6 3
H50	20999	Cover, front engine plate	1	88ss, 650 and Atlas	3 11
H1	T2012	Stud, crankcase/engine plate, top and centre, front	1	88ss, 650 and Atlas	2 5
---	000010	Washer, for stud	2	88ss, 650 and Atlas	2
H2	E3224A	Nut, for stud	2	88ss, 650 and Atlas	5
H5	22694	Stud, crankcase/engine plate and frame, bottom	1	88ss, 650 and Atlas	2 4
H6	000010	Washer, for stud	2	88ss, 650 and Atlas	2
H7	E3224	Nut, for stud	2	88ss, 650 and Atlas	2
---	T2012	Stud, crankcase/engine plate, top, rear	1	88ss, 650 and Atlas	2 5
---	000010	Washer, for stud	2	88ss, 650 and Atlas	2
---	E3224A	Nut, for stud	2	88ss, 650 and Atlas	5
H8	T2012	Stud, crankcase/engine plate, centre, rear	1	88ss, 650 and Atlas	2 5
H9	000010	Washer, for stud	2	88ss, 650 and Atlas	2
H10	E3224	Nut, for stud	2	88ss, 650 and Atlas	2
H3	E4261	Bolt, crankcase/engine plate, bottom, rear	1	88ss, 650 and Atlas	1 2
H4	E3223	Nut, for bolt	1	88ss, 650 and Atlas	5
---	000371	Bolt, engine plate/frame, bottom	2	88ss, 650 and Atlas	1 1

This scan is explicit for non-commercial use and is not intended for financial or material gain by anyone

PLATE No.	PART No.	DESCRIPTION	QTY.	MODEL	PRICE EACH
—	E5456	Washer, for bolt	4	88ss, 650 and Atlas	1
—	000004	Nut, for bolt	2	88ss, 650 and Atlas	5
H11	16317	Bolt, engine plate/frame, front and rear	6	88ss, 650 and Atlas	1 2
H12	000010	Washer, for bolt	12	88ss, 650 and Atlas	2
H13	E3224	Nut, for bolt	6	88ss, 650 and Atlas	2
H52	20700	Plate, engine, rear, left hand	1	88ss, 650 and Atlas	0
H51	50229	Plate, engine, rear, right hand	1	88ss, 650 and Atlas	0
H53	19100	Cover, rear engine plate	1	88ss, 650 and Atlas	6
—	19678	Bolt, rear engine plate, right hand	1	88ss, 650 and Atlas	1
—	E5456	Washer, for bolt	1	88ss, 650 and Atlas	1
—	E3223	Nut, for bolt	1	88ss, 650 and Atlas	5
ENGINE PLATES AND BOLTS					
—	030216	Plate, engine, front, assembled, left hand	1	All G15 models	0
—	030219	Plate, engine, front, assembled, right hand	1	All G15 models	0
—	000303	Stud, crankcase/engine plate	2	All G15 models	1
—	000010	Washer, for stud	4	All G15 models	2
—	000003	Nut, for stud	4	All G15 models	5
—	010823	Stud, front engine plate to frame	1	All G15 models	8
—	000003	Nut, for stud	2	All G15 models	5
—	000010	Washer, for stud	2	All G15 models	2
—	000277	Stud, front engine plate to engine	1	All G15 models	1
—	000004	Nut, for stud	2	All G15 models	5
—	030221	Spacer, front engine plate	2	All G15 models	6
—	030227	Plate, engine, rear, left hand	1	All G15 models	0
—	030231	Plate, engine, rear, right hand	1	All G15 models	8
—	000304	Stud, rear engine plate, top	2	All G15 models	1
—	000288	Stud, rear engine plate, bottom	1	All G15 models	1
—	000010	Washer, for 000304 stud	4	All G15 models	2
—	000011	Washer, for 000288 stud	2	All G15 models	2
—	000003	Nut, for 000304 stud	4	All G15 models	5
—	000004	Nut, for 000288 stud	2	All G15 models	5
—	030238	Cover, engine plate	1	All G15 models	
ENGINE SPROCKET					
A71	T2180A	Sprocket, 17 teeth (alternative)	1	All	6
A71	T2180B	Sprocket, 18 teeth, normal	1	88ss	6
A71	T2180C	Sprocket, 19 teeth (alternative)	1	All	6
A71	T2180D	Sprocket, 20 teeth (alternative)	1	All	6
A71	T2180E	Sprocket, 21 teeth (Home and Export), normal	1	650 and Atlas	12 6
A71	T2180E	Sprocket, 21 teeth (Export), normal	1	G15 CS "M" and G15 CS "N"	12 6
A71	T2180F	Sprocket, 22 teeth (Export), normal	1	G15 P "M" and G15 P "N"	12 6
A71	T2180G	Sprocket, 23 teeth (Home), normal	1	G15 P "M" and G15 P "N"	12 6
A72	E3682	Key, for sprocket	1	All	3
MAGNETO					
—	42379B	Magneto (Lucas K2F)	1	All	12 6
—	47508D	Sprocket, with auto advance	1	All	15 0

This scan is explicit for non-commercial use and is not intended for financial or material gain by anyone

PLATE No.	PART No.	DESCRIPTION	QTY.	MODEL	PRICE EACH
—	458865	Pick-up, with brush and spring, right hand	1	All	£ s. d.
—	458866	Pick-up, with brush and spring, left hand	1	All	10 0
—	451260	Brush and spring, for pick-up	2	All	10 0
—	410600	Nut, H.T. cable	2	All	10
—	459269	Cover, contact breaker	1	All	6
—	455190	Brush and spring, ignition cut-out	1	All	18 6
—	492854	Contact breaker	1	All	11
—	54440888	Contact set	1	All	3 0
—	455191	Brush and spring, earthing, with holder	1	All	12 0
—	498157	Spring set, auto-advance	1	All	2 6
—	T2191	Washer, joint, magneto	1	All	pair
—	T2245	Stud, fixing magneto	2	All	3
—	11796	Washer, fixing stud	2	All	8
—	E3231	Nut, fixing stud	2	All	1
—	25105	Bolt, fixing magneto	1	All	2
—	010706	Washer, fibre, for bolt	1	All	2
—	015306	Washer, shakeproof, for bolt	1	All	1
—	E3229	Nut, for bolt	1	All	1 0
—	14190	Clip, H.T. lead	1	All	3
—	18257	Chain, magneto	1	All	9 8
CARBURETTER					
—	23874	Sleeve, inlet port	2	88ss and 650	2 0
—	23358	Spacer, carburetter, thin	2	All	1 4
—	23872	Spacer, carburetter, thick	2	88ss, 650 and Atlas	18 8
—	030561	Spacer, carburetter	2	All G15	12 0
—	23873	Union, balance	2	All	3 4
—	11775	Washer, for union	2	All	1
—	23875	Hose, balance pipe, 5/8"	1	All	1 4
—	23395	Screw, fixing carburetter	1	88ss, 650 and Atlas	2 0
—	030343	Screw, fixing carburetter	1	All G15	1 0
—	11796	Washer, for screw	1	All	1 0
—	23563	Stud, fixing carburetter	3	88ss, 650 and Atlas	1 0
—	21999	Stud, fixing carburetter	3	All G15	2 0
—	E3231	Nut, fixing stud	3	All	2
—	11796	Washer, shakeproof, for stud	3	All	1
—	000581	Gasket, carburetter	2	All G15	5
—	000952	Petrol pipe float chamber to carb., 2"	1	All	4
—	20000	'O' ring, sealing carburetter	1	All	0
—	24018	Carburetter, complete, less cables, left hand	1	88ss	5 15 0
—	25199	Carburetter, complete, less cables, left hand	1	650ss	5 15 0
—	23406	Carburetter, complete, less cables, left hand	1	650/99	5 15 0
—	25222	Carburetter, complete, less cables, left hand	1	Atlas	6 0 0
—	24598	Carburetter, complete, less cables, left hand	1	G15P	6 0 0
—	25121	Carburetter, complete, less cables, left hand	1	G15CS	6 0 0
—	24019	Carburetter, complete, less cables, right hand	1	88ss	5 15 0
—	25200	Carburetter, complete, less cables, right hand	1	650ss	5 15 0

This scan is explicit for non-commercial use and is not intended for financial or material gain by anyone

PLATE No.	PART No.	DESCRIPTION	QTY.	MODEL	PRICE EACH
—	23407	Carburettor, complete, less cables, right hand	1	650/99	5 15 0
—	25223	Carburettor, complete, less cables, right hand	1	Atlas	6 0 0
—	25499	Carburettor, complete, less cables, right hand	1	G15P	6 0 0
—	25122	Carburettor, complete, less cables, right hand	1	G15CS	6 0 0
—	376-003	Body, only, left hand	1	88ss, 650ss & 650/99	19 8
—	389-002	Body, only, left hand	1	All 750	6 3
—	376-164	Body, only, right hand	1	88ss, 650ss & 650/99	19 8
—	389-028	Body, only, right hand	1	All 750	6 3
—	376-077	Cover, float chamber	2	All	3 10
—	376-078	Washer, side cover	2	All	5
—	376-079	Screw, side cover	6	All	3
—	376-083	Float, only	1	All	7 9
—	376-094	Bush, float spindle	1	All	5
—	376-089	Needle, float	1	All	2 5
—	376-088	Seating, float needle	1	All	3 10
—	376-065	Ring, mixing chamber cap	2	88ss, 650ss & 650/99	5 0
—	389-065	Ring, mixing chamber cap	2	All 750	5 0
—	4-235	Spring, for ring	2	88ss, 650ss & 650/99	1 2
—	29-201	Spring, for ring	2	All 750	1 1
—	4-241	Screw, for spring	2	All	4
—	376-064	Cap, mixing chamber	2	88ss, 650ss & 650/99	5 0
—	389-064	Cap, mixing chamber	2	All 750	5 0
—	4-035	Adjuster, control cables	4	All	10
—	376-062	Valve, air	2	88ss, 650ss & 650/99	6 3
—	389-062	Valve, air	2	All 750	6 3
—	6-047	Guide, air valve	2	88ss, 650ss & 650/99	2 1
—	29-057	Guide, air valve	2	All 750	2 0
—	376-060	Valve, throttle, size 3½	2	88ss, 650ss & 650/99	10 0
—	389-060	Valve, throttle, size 3	2	All 750	10 0
—	4-046	Spring, air valve	2	All	5
—	376-132	Spring, throttle valve	2	88ss, 650ss & 650/99	8
—	389-092	Spring, throttle valve	2	All 750	8
—	376-068	Screw, throttle stop	2	All	1 1
—	376-069	Spring, stop screw	2	All	4
—	332-017	Screw, pilot air adjusting	2	All	1 4
—	4-148	Spring, adjusting screw	2	All	5
—	376-063	Needle, jet, taper	2	88ss, 650ss & 650/99	3 10
—	389-063	Needle, jet, taper	2	All 750	3 10
—	4-230	Clip, jet needle	2	All	9
—	376-072	Jet, needle, size 10&5	2	All	4 3
—	376-100	Jet, main, size 250	2	88ss and 650/99	2 2
—	376-100	Jet, main, size 270	2	650ss	2 2
—	376-100	Jet, main, size 350	2	Atlas	2 2
—	376-100	Jet, main, size 420	2	G15P	2 2
—	376-100	Jet, main, size 380	2	G15CS	2 2
—	376-073	Holder, main jet	2	All	6 0
—	376-074	Washer, jet holder	2	All	3
—	376-075	Cover, main jet	2	All	1 6
—	376-076	Jet, pilot, size 25	2	88ss, 650ss & 650/99	1 8
—	376-076	Jet, pilot, size 20	2	All 750	1 8
—	376-095	Nut, pilot jet cover	2	All	1 1
—	116-162	Washer, jet cover nut	2	All	3

This scan is explicit for non-commercial use and is not intended for financial or material gain by anyone.

PLATE No.	PART No.	DESCRIPTION	QTY.	MODEL	PRICE EACH
—	376-057	Choke, or jet block, 1 $\frac{1}{8}$ " ...	2	88ss, 650ss & 650/99	17 1
—	389-056	Choke, or jet block, 1 $\frac{1}{8}$ " ...	2	All 750	18 9
—	376-067	Washer, jet block ...	2	All	3
—	376-070	Peg, locating jet block ...	2	All	8
—	376-097	Banjo, petrol feed, left hand ...	1	650/99 and all 750	3 4
—	244-1730	Banjo, petrol feed, left hand ...	1	88ss and 650ss	3 4
—	376-141	Banjo, petrol feed, right hand ...	1	All	4 6
—	376-091	Bolt, for banjo, left hand ...	1	All	10
—	376-140	Bolt, for banjo, right hand ...	1	All	8 3
—	376-092	Washer, banjo bolt ...	2	All	3
—	14-175	Washer, seating banjo bolt ...	2	All	3
—	373-093	Gauze, filter ...	2	All	1 1
—	343-011	Body, tickler ...	1	All	1 11
—	376-086	Plunger, tickler ...	1	All	1 5
—	376-087	Spring, tickler ...	1	All	3
—	376-066	Venturi, intake ...	1	88ss, 650ss & 650/99	5 6
—	389-066	Venturi, intake ...	1	All 750	5 6
EXHAUST PIPE					
—	24020	Pipe, only, left hand ...	1	88ss, 650ss, Atlas and 650/99	2 0
—	23432	Pipe, only, left hand ...	1	650/99 and Atlas (U.S.A. only)	16 0
—	24021	Pipe, only, right hand ...	1	88ss, 650ss, Atlas and 650/99	2 0
—	23433	Pipe, only, right hand ...	1	650/99 and Atlas (U.S.A. only)	16 0
—	030262	Pipe, only, left hand ...	1	G15P	10 0
—	030264	Pipe, only, left hand ...	1	G15CS	9 0
—	030266	Pipe, only, right hand ...	1	G15P	9 0
—	030268	Pipe, only, right hand ...	1	G15CS	9 0
A34	18092	Ring, locking exhaust pipe ...	2	All	11 10
—	T2166	Washer, locking ring ...	2	All	5
—	000363	Bolt, clamping ...	2	G15CS	6
—	000011	Washer, for bolt ...	4	G15CS	2
—	000004	Nut, for bolt ...	2	G15CS	5
—	000368	Bolt, support ...	2	G15CS	6
—	000011	Washer, for bolt ...	4	G15CS	2
—	000004	Nut, for bolt ...	2	G15CS	5
—	028247	Bracket, for silencer ...	2	G15CS	3 8
—	030449	Clip, exhaust pipe ...	2	G15CS	4 0
SILENCER					
—	23768	Silencer, left hand ...	1	88ss, 650 and Atlas	5 18 2
—	23767	Silencer, right hand ...	1	88ss, 650 and Atlas	5 18 2
—	22804	Bracket, silencer, left hand ...	1	88ss, 650 and Atlas	2 4
—	22805	Bracket, silencer, right hand ...	1	88ss, 650 and Atlas	2 4
—	22475	Bolt, for bracket ...	4	88ss, 650 and Atlas	1 4
—	18202	Washer, for bolt ...	8	88ss, 650 and Atlas	3
—	16255	Clip, silencer ...	2	88ss, 650 and Atlas	3 2
—	E3154	Bolt, for clip ...	2	88ss, 650 and Atlas	1 6
—	E3231	Nut, for clip bolt ...	2	88ss, 650 and Atlas	2
—	029727	Silencer, left hand ...	1	G15P	7 7 1
—	029728	Silencer, right hand ...	1	G15P	7 7 1

This scan is explicit for non-commercial use and is not intended for financial or material gain by anyone

This scan is explicit for non-commercial use and is not intended for financial or material gain by anyone

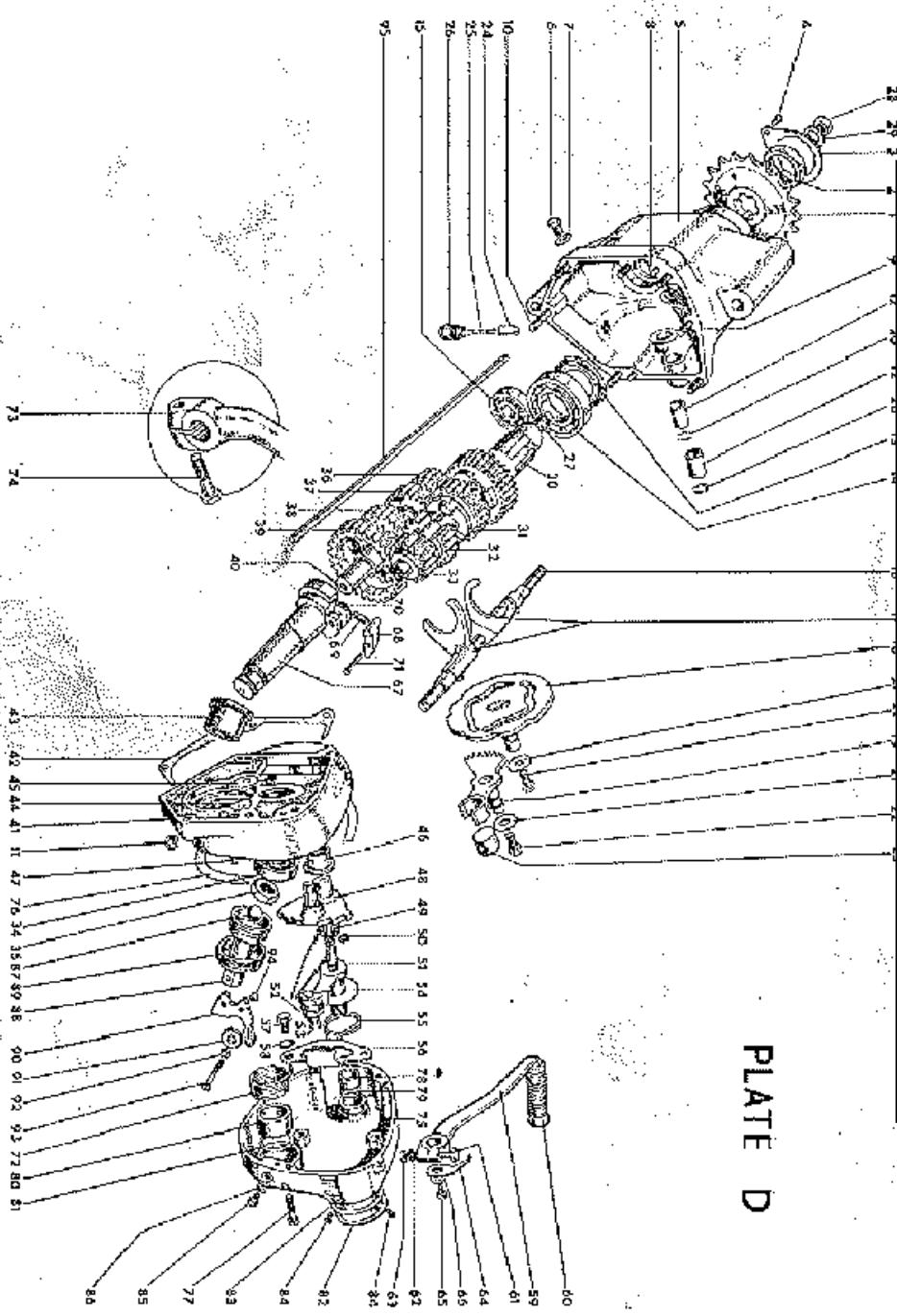


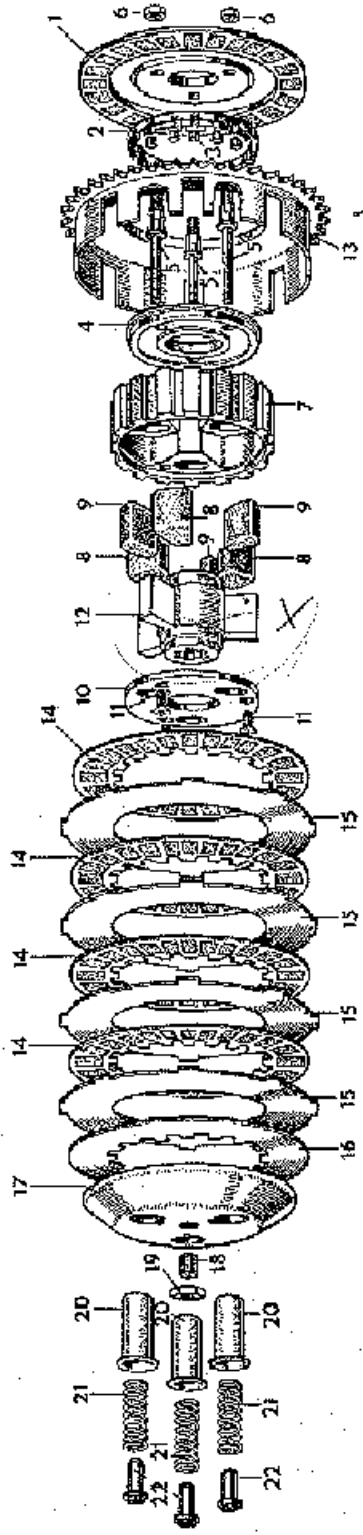
PLATE D

PLATE No.	PART No.	DESCRIPTION	QTY.	MODEL	PRICE EACH
—	000347	Bolt, clamping silencer	2	G15P	£ 5. 6
—	024558	Washer, clamping bolt	4	G15P	2
—	000005	Nut, clamping bolt	2	G15P	5
—	000367	Bolt, fixing silencer	2	G15P	1 1
—	000011	Washer, plain, fixing bolt	2	G15P	2
—	000192	Washer, spring, fixing bolt	2	G15P	2
—	000004	Nut, fixing bolt	2	G15P	5
CHAINS					
—	18265	Chain, front, 75 link, $\frac{1}{2}$ " x .305"	1	88ss	5
—	17835	Chain, front, 76 link, $\frac{1}{2}$ " x .305"	1	650 and Atlas	10
—	022870	Chain, front, 68 link, $\frac{1}{2}$ " x .305"	1	All G15	2
—	18563	Chain, rear, 97 link, $\frac{5}{8}$ " x $\frac{1}{4}$ "	1	88ss, 650 and Atlas	3
—	022876	Chain, rear, 97 link, $\frac{5}{8}$ " x $\frac{1}{4}$ "	1	All G15	3
GEARBOX FIXING PARTS					
H14	14367	Bolt, fixing, top	1	88ss, 650 and Atlas	4
H14	030234	Bolt, fixing, top	1	All G15	9
H15	15170	Nut, top fixing bolt	1	88ss, 650 and Atlas	9
H15	000002	Nut, top fixing bolt	1	All G15	6
—	000177	Washer, top fixing bolt	2	All G15	3
—	030250	Spacer, top fixing bolt	1	All G15	6
—	16410	Stud, pivot, bottom	1	88ss, 650 and Atlas	10
—	024276	Stud, pivot, bottom	1	All G15	3
—	000008	Washer, pivot stud	2	88ss, 650 and Atlas	3
—	E3227	Nut, pivot stud	2	88ss, 650 and Atlas	7
—	000002	Nut, pivot stud	2	All G15	6
H17	16997	Adjuster, gearbox	1	88ss, 650 and Atlas	2
—	023259	Adjuster, gearbox	1	All G15	11
H16	E3231	Nut, adjuster	2	88ss, 650 and Atlas	2
—	000004	Nut, adjuster	1	All G15	5
—	022504	Crosshead, adjuster	1	All G15	6
—	000402	Bolt, crosshead	1	All G15	1
—	000010	Washer, for bolt	1	All G15	2
GEARBOX SHELL					
D5	040097	Shell, with two bushes	1	88ss, 650 and Atlas	5
D5	040144	Shell, with two bushes	1	All G15	2
D41	028534	Case, inner, kickstart	1	All	6
D75	028535	Cover, outer, kickstart	1	All	0
D42	040030	Gasket, inner case	1	All	3
D76	040055	Gasket, outer cover	1	All	3
D6	040138	Plug, drain	1	All	11
D7	000200	Washer, for plug	1	All	5
D85	040137	Plug, oil level	1	All	9
D86	000203	Washer, for plug	1	All	1
D82	040053	Cover, inspection	1	All	7 0
D83	040057	Gasket, inspection cover	1	All	3
D84	000450	Screw, for cover	2	All	3
D8	000577	Dowel, kickstart case	2	All	1
D9	040064	Stud, kickstart case	2	All	11
D10	000271	Stud, kickstart case	5	All	6
D11	000004	Nut, for stud	7	All	5

This price is explicit for non-commercial use and is not intended for financial or capital gain by anyone

PLATE No.	PART No.	DESCRIPTION	QTY.	MODEL	PRICE EACH
D47	000577	Dowel, kickstart cover	2	All	1
D77	000482	Screw, kickstart cover	5	All	5
SHAFTS AND GEARS					
D27	040001	Mainshaft, gearbox	1	All	8
D40	040025	Layshaft, gearbox	1	All	2
D30	040422	Gear, driving, main, with bushes, 23 teeth	1	All	0
D33	040026	Gear, first, mainshaft	1	All	2
D32	040418	Gear, second, mainshaft	1	All	3
D31	040012	Gear, third, mainshaft	1	All	10
D39	040115	Gear, first, layshaft	1	All	2
D38	040019	Gear, second, layshaft	1	All	2
D37	040420	Gear, third, layshaft	1	All	8
D36	040284	Gear, pinion, top, layshaft	1	All	8
—	040062	Bush, main driving gear	2	All	10
—	040048	Bush, mainshaft second gear	1	All	1
—	040047	Bush, layshaft third gear	1	All	1
—	040046	Bush, layshaft first gear	1	All	9
GEARBOX BEARINGS AND SEALS					
D14	040098	Bearing, ball, main gear	1	All	3
D34	040099	Bearing, ball, mainshaft in kickstart case	1	All	7
D15	040100	Bearing, ball, layshaft in shell	1	All	6
D12	040056	Bush, in shell, camplate/quadrant	2	All	4
D13	040132	Seal, oil, main gear bearing	1	All	10
D20	040129	Seal "O" ring, quadrant and camplate ...	1	All	7
D43	040473	Bush, in kickstart case, for kickstart spindle	1	All	1
D46	040061	Bush, in kickstart case, for footchange spindle	1	All	11
D80	040472	Bush, in cover, for kickstart spindle ...	1	All	6
D78	040063	Bush, in cover, for footchange spindle ...	1	All	7
D50	040079	Seal, "O" ring, ratchet spindle	1	All	9
D79	040006	Seal, "O" ring, footchange spindle	1	All	9
D81	040005	Seal, "O" ring, kickstart	1	All	7
D26	040036	Bush, camplate plunger	1	All	3
GEARBOX SPROCKET					
D1	040451	Sprocket, gearbox, 17 teeth, $\frac{5}{8}'' \times \frac{3}{4}''$...	1	All G15	6
D1	040010	Sprocket, gearbox, 16 teeth, $\frac{5}{8}'' \times \frac{3}{4}''$...	1	Øss, 650 and Atlas	6
D2	040070	Nut, gearbox sprocket	1	All	11
D3	040076	Plate, locking nut	1	All	9
D4	000450	Screw, locking plate	1	All	3
—	040131	Spacer, for sprocket	1	All	7
FOOTCHANGE					
D18	040018	Camplate, only	1	All	0
D18	040015	Spindle, only	1	All	6
D19	040109	Quadrant assembly	1	All	10
D21	000174	Washer, for camplate and quadrant spindle	2	All	3
D22	040136	Screw, for camplate and quadrant spindle	2	All	9

This scan is explicit for non-commercial use and is not intended for reproduction or resale.



Handwritten signature or initials.

PLATE E

This scan is explicit for non-commercial use and is not intended for financial or material gain by anyone

PLATE No.	PART No.	DESCRIPTION	QTY.	MODEL	PRICE EACH
D17	040022	Fork, selector	2	All	2 4 6
D16	040035	Shaft, selector fork	1	All	8 6
D48	040111	Gear, ratchet assembly	1	All	2 5 0
D23	040078	Roller, knuckle pin	1	All	8 2
D49	040038	Spring, pawl, gear change	1	All	5 5
—	040110	Carrier, pawl assembly	1	All	0 0
D51	040002	Carrier, pawl, only	1	All	0 0
D53	040067	Pin, pawl carrier	1	All	4 4
D52	040024	Pawl, footchange	1	All	6 6
—	040049	Circlip, for pawl	1	All	1 1
—	040066	Spindle, ratchet	1	All	6 6
D55	040479	Spring, return, gear change	1	All	6 6
D54	040135	Washer, return spring	1	All	9 9
D56	040052	Plate, stop, gear change	1	All	10 4
D57	041400	Screw, stop plate	2	All	4 4
D58	014117	Washer, shakeproof, for screw	2	All	1 1
D59	041311	Pedal, footchange	1	All	3 3
D60	040086	Rubber, footchange pedal	1	All	7 7
D61	040105	Bolt, for pedal	1	All	7 7
D62	045062	Washer, for bolt	1	All	3 3
D63	000005	Nut, for bolt	1	All	5 5
D64	040051	Indicator, gear	1	All	4 4
U65	040137	Screw, gear indicator	1	All	9 9
D66	000012	Washer, indicator screw	1	All	2 2
D24	040034	Plunger, camplate	1	All	4 2
D25	040442	Spring, for plunger	1	All	3 3
CLUTCH					
—	040478	Clutch, complete	1	All	16 4 4
E7	040366	Centre, clutch	1	All	2 4 0
E1	040584	Plate, back, for clutch	1	All	1 0 1
E4	040351	Plate, race	1	All	8 1 1
E2	040367	Cage, roller	1	All	4 4 8
E3	000075	Roller, clutch	15	All	4 8
E13	040359	Sprocket, clutch	1	All	4 0 0
E12	043443	Centre, shock absorber	1	All	2 5 2
E10	043445	Plate, cover, shock absorber centre	1	All	0 8 3
E11	043446	Screw, cover plate	3	All	0 3 3
E8	040386	Rubber, large, for centre	3	All	11 7
E9	040387	Rubber, small, for centre	3	All	7 7
E15	043191	Plate, clutch, plain	5	All	5 1
E14	043192	Plate, clutch, friction, double sided	5	All	11 8
E16	043193	Plate, clutch, friction, single sided	1	All	7 8
E17	043362	Plate, pressure, bare	1	All	16 2
E5	043441	Stud, clutch spring	3	All	3 8
E21	040358	Spring, clutch	3	All	1 6
E20	040388	Cup, clutch spring	3	All	1 5
E22	040389	Nut, clutch spring adjustment	3	All	1 10
E6	040356	Nut, clutch stud to centre	3	All	5 5
E18	040360	Adjuster, in pressure plate	1	All	2 2
E19	040376	Nut, locking adjuster	1	All	1 11
D2B	040373	Nut, retaining clutch	1	All	1 5
D29	040374	Washer lock, clutch nut	1	All	4 4

This scan is explicit for non-commercial use and is not intended for financial or material gain by anyone

PLATE No.	PART No.	DESCRIPTION	QTY.	MODEL	PRICE EACH
CLUTCH OPERATING PARTS					
D95	040607	Rod, clutch	1	88ss, 650 and Atlas	£ s. d. 3 6
D95	040084	Rod, clutch	1	All G15	3 6
D90	040029	Lever, operating	1	All	5 10
D88	040059	Body, operating lever	1	All	1
D89	040003	Ring, locking body	1	All	0
D87	040031	Ball, operating	1	All	5
D91	040060	Roller, operating	1	All	11
D92	040065	Sleeve, for roller	1	All	9
D93	000457	Screw, for roller	1	All	4
D94	011846	Nut, for screw	1	All	3
KICKSTART					
D67	040477	Axle, with bush	1	All	3
—	040146	Bush, for axle	1	All	6
D68	040017	Pawl, for axle	1	All	6
D71	040033	Pin, for pawl	1	All	7
D70	040044	Spring for pawl	1	All	5
D69	040069	Plunger, for pawl	1	All	9
D45	040042	Stop, for axle	1	All	9
D44	040071	Cam, for axle	1	All	7
—	040041	Rivet, for axle cam	1	All	1
—	040474	Rivet, for axle stop	1	All	5
D35	040023	Nut, mainshaft, kickstart end	1	All	7
D73	040101	Crank, kickstart, with integral pin (Home)	1	88ss and 650ss	3
—	040434	Crank, kickstart (folding type) assembly (Home)	1	650/99 and Atlas	3
—	040434	Crank, kickstart (folding type) assembly (Export)	1	All	3
—	040429	Crank, kickstart only (folding type)	1	All	0
—	040431	Pin, pedal, for folding crank	1	All	4
—	040432	Nut, domed, for pedal pin	1	All	3
—	040433	Washer, spring, for pedal pin	1	All	2
—	000010	Washer, plain, for pedal pin	1	All	7
D74	040102	Bolt, clamping crank to axle	1	All	7
D72	040475	Spring, return, kickstart	1	All	7
FRAME					
F54	24990	Frame, only	1	88ss, 650ss, 650/99 and Atlas	39 0
—	10940	Transfer, registered design	1	88ss, 650ss, 650/99 and Atlas	2 0
F62	20126	Cover, gusset plate	1	88ss, 650ss, 650/99 and Atlas	1 3
F63	15844	Tube assembly, rear engine fixing	1	88ss, 650ss, 650/99 and Atlas	1 16 0
F64	15893	Rod, engine tube assembly	1	88ss, 650ss, 650/99 and Atlas	1 6
H66	E5377	Washer, for rod	2	88ss, 650ss, 650/99 and Atlas	1 0
H65	13459	Nut, for rod	2	88ss, 650ss, 650/99 and Atlas	5
H55	21099	Tube, distance, top, rear	1	88ss, 650ss, 650/99 and Atlas	2 0

This scan is explicit for non-commercial use and is not intended for financial or material gain by anyone.

PLATE No.	PART No.	DESCRIPTION	QTY.	MODEL	PRICE EACH
H56	21134	Stud, distance tube	1	88ss, 650ss, 650/99 and Atlas	£ s. d. 2 0
H57	000010	Washer, for stud	4	88ss, 650ss, 650/99 and Atlas	2
H58	E3224	Nut, for stud	2	88ss, 650ss, 650/99 and Atlas	2
—	G30097	Race, frame head lug	2	88ss, 650ss, 650/99 and Atlas	2
—	000021	Ball, steering	36	88ss, 650ss, 650/99 and Atlas	4
—	17429	Washer, head lug bearing	2	88ss, 650ss, 650/99 and Atlas	2
—	030211	Frame, front only	1	All G15	7
—	000051	Nipple, grease	1	All G15	6
—	023250	Stud, seat lug	1	All G15	8
—	016873	Washer, seat lug stud	2	All G15	0
—	000292	Nut, seat lug stud	2	All G15	2
—	000306	Stud, rear engine lug, top and bottom	2	All G15	7
—	000004	Nut, engine lug stud	4	All G15	8
—	026161	Stud, rail junction lug	1	All G15	5
—	000010	Washer, junction stud	2	All G15	5
—	000003	Nut, junction stud	2	All G15	2
—	030315	Loop, rear frame	1	All G15	5
—	022248	Stud, frame loop, bottom	1	All G15	3
—	029833	Spacer, frame loop stud	1	All G15	8
—	000009	Washer, loop stud	1	All G15	9
—	000002	Nut, loop stud	1	All G15	3
SWINGING ARM					
H67	22586	Arm, swinging, only	1	88ss, 650ss, 650/99 and Atlas	6
H68	20083	Bearing, "Silent Bloc"	2	88ss, 650ss, 650/99 and Atlas	0
H70	15894	Rod, swinging arm	1	88ss, 650ss, 650/99 and Atlas	6
H72	000008	Washer, for rod	2	88ss, 650ss, 650/99 and Atlas	2
H71	15356	Nut, for rod	2	88ss, 650ss, 650/99 and Atlas	3
—	19264	Adjuster, rear wheel	2	88ss, 650ss, 650/99 and Atlas	3
—	E3229	Nut, wheel adjuster	4	88ss, 650ss, 650/99 and Atlas	10
H69	18578	Tube, bearing spacer	2	88ss, 650ss, 650/99 and Atlas	1
—	030001	Arm, swinging, only	1	All G15	5
—	010096	Cap, bearing end, left hand	1	All G15	4
—	010095	Cap, bearing end, right hand	1	All G15	8 11 6
—	000485	Plug, oil screw	1	All G15	1 1
—	000203	Washer, for plug	1	All G15	2 0
—	010098	Gasket, bearing end cap	2	All G15	1
—	010094	Bearing, spoke	1	All G15	2
—	012472	Nipple, bearing spoke	1	All G15	26
—	010093	Washer, felt	2	All G15	4
—	010116	Tube, bearing	1	All G15	1 9
					10 2

This scan is explicitly for non-commercial use and is not intended for financial or material gain by anyone

PLATE No.	PART No.	DESCRIPTION	QTY.	MODEL	PRICE EACH
—	022879	Pin, cotter, for tube	1	All G15	f. s. d. 1 3
—	014117	Washer, shakeproof, for cotter pin ...	1	All G15	1
—	000004	Nut, cotter pin	1	All G15	5
—	014746	Sleeve, assembly, bushed	2	All G15	.11 2
—	21843	Adjuster, rear wheel	2	All G15	2 1
—	029245	Nut, for adjuster	2	All G15	3
REAR SUSPENSION UNIT					
H73	24036	Unit, rear suspension	2	88ss, 650ss, 650/99 and Atlas	2 1 0
—	043312	Spring, rear suspension, (solo)	2	88ss, 650ss, 650/99 and Atlas	9
—	023372	Spring, rear suspension, (sidecar)	2	88ss, 650ss, 650/99 and Atlas	9
H74	22674	Bolt, top, rear suspension	2	88ss, 650ss, 650/99 and Atlas	0
H75	000010	Washer, top bolt	4	88ss, 650ss, 650/99 and Atlas	2
H76	E3224	Nut, top bolt	2	88ss, 650ss, 650/99 and Atlas	2
H77	22655	Bolt, bottom, rear suspension	2	88ss, 650ss, 650/99 and Atlas	9
H78	11796	Washer, bottom bolt	4	88ss, 650ss, 650/99 and Atlas	1
H79	E3223	Nut, bottom bolt	2	88ss, 650ss, 650/99 and Atlas	5
H73	029612	Unit, rear suspension	2	All G15P only	2 1 0
H73	030248	Unit, rear suspension	2	G15CS	2 1 0
—	029786	Spring, rear suspension (solo)	2	All G15P only	0
—	029787	Spring, rear suspension (sidecar)... ..	2	All G15P only	9
H74	018648	Bolt, top, rear suspension	2	All G15P only	10
H74	012263	Bolt, top, rear suspension	2	G15CS only	5
H75	000010	Washer, top bolt	2	All G15	2
—	016712	Nut, top bolt	2	All G15P only	1
H77	029627	Bolt, bottom, rear suspension	2	All G15	2
H78	000010	Washer, bottom bolt	4	All G15	2
H79	000003	Nut, bottom bolt	2	All G15	5
—	22636	Washer, bottom bolt (outer)	2	G15CS only	7
CENTRE STAND					
H80	17175	Stand, assembled	1	88ss and 650ss	2 1 6
H80	23882	Stand, assembled	1	650/99 and Atlas	3 6 7
H81	16763	Bolt, centre stand	2	88ss, 650ss, 650/99 and Atlas	1 2
H82	16764	Nut, centre stand bolt	2	88ss, 650ss, 650/99 and Atlas	5
H83	24074	Spring, for stand	1	88ss, 650ss, 650/99 and Atlas	3 6
H84	24078	Clip, stand spring	1	88ss, 650ss, 650/99 and Atlas	1 9
—	17591	Stop, rubber, for stand	1	88ss, 650ss, 650/99 and Atlas	8
—	E5278	Pin, rubber, stop	1	88ss, 650ss, 650/99 and Atlas	9

This scan is explicit for non-commercial use and is not intended for financial or material gain by anyone

PLATE No.	PART No.	DESCRIPTION	QTY.	MODEL	PRICE EACH
					£ s. d.
H85	24151	Stud, anchor	1	88ss, 650ss, 650/99 and Atlas	3 3
H86	000011	Washer, for stud	1	88ss, 650ss, 650/99 and Atlas	2
H87	E5456	Washer, for stud	1	88ss, 650ss, 650/99 and Atlas	2
H88	E3223	Nut, for stud	1	88ss, 650ss, 650/99 and Atlas	5
—	029490	Stand, assembled	1	All G15P	4
—	022620	Stand, assembled	1	G15CS only	3
—	014629	Rod, centre stand	1	All G15	10
—	000009	Washer, for rod	2	All G15	3
—	000002	Nut, for rod	2	All G15	3
—	014626	Bush, centre stand	2	All G15	6
—	014630	Spacer, centre stand	1	All G15	6
—	014627	Spring, return	1	All G15	11
—	029488	Spring, stop	1	All G15	2
—	012565	Bolt, stop spring	2	All G15	6
—	000039	Washer, for Bolt	2	All G15	5
		PROP STAND			2
H89	18750	Leg, prop stand	1	88ss and 650ss	1
H89	23877	Leg, prop stand	1	650/99 and Atlas	1
H90	25175	Lug, prop stand	1	88ss, 650ss, 650/99 and Atlas	1
H91	25176	Lug, back, prop stand	1	88ss, 650ss, 650/99 and Atlas	1
H92	25179	Stud, for lug and spring	1	88ss, 650ss, 650/99 and Atlas	3
H93	11824	Nut, for stud	1	88ss, 650ss, 650/99 and Atlas	6
H94	16374	Stud, for lug	1	88ss, 650ss, 650/99 and Atlas	3
H95	E3224	Nut, for stud	1	88ss, 650ss, 650/99 and Atlas	10
H96	16174	Pin, fulcrum	1	88ss, 650ss, 650/99 and Atlas	2
H97	16176	Spring, return	1	88ss, 650ss, 650/99 and Atlas	8
H89	014719	Leg, prop stand	1	All G15	6
—	014713	Bolt, prop stand	1	All G15	2
—	014139	Nut, for bolt	1	All G15	3
—	000049	Pin, split, for bolt	1	All G15	6
—	021261	Spring, return	1	All G15	2
		FOOTRESTS			1
H34	18149A	Hanger, assembled, left hand	1	88ss, 650ss, 650/99 and Atlas	10 0
H33	18772	Hanger, assembled, right hand	1	88ss, 650ss, 650/99 and Atlas	18 10
H36	14366	Rod, footrest	1	88ss, 650ss, 650/99 and Atlas	4 6
H40	15641	Spacer, for rod	1	88ss, 650ss, 650/99 and Atlas	3 1

This scan is explicit for non-commercial use and is not intended for financial or material gain by anyone

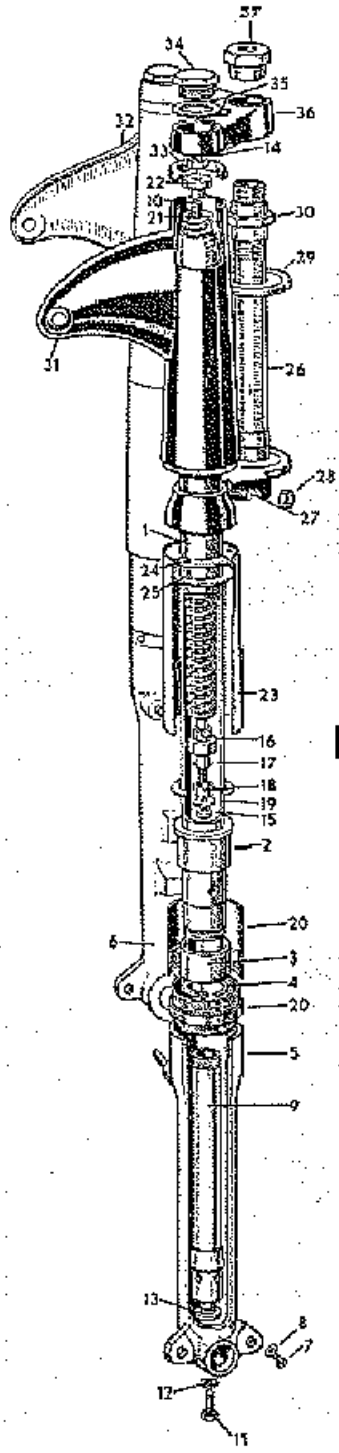


PLATE C

This scan is explicit for non-commercial use and is not intended for financial or material gain by anyone

PLATE No.	PART No.	DESCRIPTION	QTY.	MODEL	PRICE EACH
H39	E5377	Washer, for rod	2	88ss, 650ss, 650/99 and Atlas	1
H39	E3220	Nut, domed, for rod	1	88ss, 650ss, 650/99 and Atlas	1 8
H37	E323B	Nut, for rod	1	88ss, 650ss, 650/99 and Atlas	7
H41	18268	End, serrated (right hand, on engine plate)	1	88ss, 650ss, 650/99 and Atlas	6 0
—	018601	Arm, footrest, left and right hand	2	All G15	6 0
—	018604	Rod, footrest	1	All G15	4 9
—	000009	Washer, for rod	2	All G15	3 3
—	000002	Nut, for rod	2	All G15	6 6
—	030236	Spacer, outer, left hand	1	All G15	6 6
—	010911	Spacer, outer, right hand	1	All G15	1 1
—	030237	Spacer (engine plates)	1	All G15	0 0
H35	19983	Rubber, footrest	2	All	6 6
FRONT FORKS					
—	25258	Forks, complete	1	88ss, 650ss, 650/99 and Atlas	39 6 6
—	25291	Forks, complete	1	All G15P	39 6 6
—	25259	Forks, complete	1	G15CS only	39 0 6
C5	030031	Slider, fork, left hand	1	All	4 0 0
C6	030030	Slider, fork, right hand	1	All	4 2 6
C7	000485	Plug, drain, slider	2	All	1 1
C8	000203	Washer, for plug	2	All	1 1
—	16664	Stud, pinch, for slider	1	All	8 8
—	E3231	Nut, pinch stud	1	All	2 2
C9	20253	Tube, damper	2	All except G15CS	1 5 6
C9	030440	Tube, damper	2	G15CS	5 6
C10	15801	Rod, damper	2	All except G15CS	5 4
C10	017357	Rod, damper	2	G15CS	3 3
C11	14275	Bolt, damper tube	2	All	6 6
C12	T1009	Washer, damper tube	2	All	1 1
C13	T814	Washer, damper tube	2	All	1 1
C17	14119	Peg, locating piston	2	All except G15CS	9 9
C17	010721	Peg, locating piston	2	G15CS	2 2
C18	14118B	Cup, valve	2	All except G15CS	9 9
C18	016304	Cup, valve	2	G15CS	0 0
C19	030584	Ring, slotted, valve cup	2	All except G15CS	7 7
—	010719	Seat, damper valve	2	G15CS	5 5
C15	E3231	Nut, bottom, damper rod	2	All except G15CS	2 2
C15	000005	Nut, bottom, damper rod	2	G15CS	5 5
C16	14605	Cap, damper tube	2	All except G15CS	7 9
—	016072	Sleeve, damper plunger	2	G15CS	1 1
—	016339	Clip, plunger sleeve	2	G15CS	1 1
C1	18482	Tube, main	2	88ss, 650ss, 650/99 and Atlas	2 14 0
C1	030836	Tube, main	2	All G15P	1 18 2
C1	030457	Tube, main	2	G15CS	2 15 6
C34	16998	Bolt, top, fork inner tube	2	All except G15CS	9 0
C34	030446	Bolt, top, fork inner tube	2	G15CS	3 9
C35	T320	Washer, top bolt	2	All except G15CS	1 2
C3	T1048	Bush, main tube	1	All	11 10
C4	14298	Circlip, main tube bush	2	All except G15CS	8

This scan is explicit for non-commercial use and is not intended for financial or material gain by anyone

PLATE No.	PART No.	DESCRIPTION	QTY.	MODEL	PRICE EACH
C2	T1055	Bush, end fork	2	All	£ s. d. 8 10
—	030456	Nut, bush retaining	2	G15CS	1 9
—	T1090	Washer, bush retaining nut	2	G15CS	3
—	17713	Seal, oil	2	All	7 2
—	T1049	Washer, locking, oil seal	2	All	2
C20	030454	Extension, slider	2	B8ss, 650ss, 650/99 and Atlas	17 0
C20	030453	Extension, slider	2	All G15	10 9
C21	18813	Spring, main <i>RED</i>	2	All except G15CS	11 10
C21	021789	Spring, main	2	G15CS	2 9
C22	25003	Bush, locating fork spring	2	All	2 3
C23	19307	Tube, cover top, main spring	2	B8ss, 650ss, 650/99 and Atlas	7 2
C23	030041	Tube, cover, top, main spring	2	All G15	4 3
—	021785	Washer, cover tube (leather)	2	G15CS	4
C24	T831	Washer, top cover tube	2	All	3 2
C25	T702	Screw, cover tube washer	6	All	3 3
C26	030026	Crown and column assembly	1	All	13 4
C27	16164	Stud, pinch, fork crown	2	All	8
C28	16187	Nut, pinch stud	2	All	5
C29	15628	Cover, top bearing	1	All	1 9
C30	15630	Nut, bottom, steering column	1	All	10 10
C31	24994	Tube, top cover, left hand	1	All	2 6
C32	24995	Tube, top cover, right hand	1	All	2 6
—	25117	Transfer, "Roadholder"	2	B8ss, 650ss, 650/99 and Atlas	4
C33	T597	Washer, rubber, top cover tube	2	All	1 2
C36	030027	Clip, head	1	All	5 0
—	15627	Washer, column tube	1	All	8
C37	19490	Nut, column tube	1	All	9 0
—	030517	Transfer (Made in England)	1	All	6 6
—	030175	Lock, steering, with two keys	1	All	15 6
—	030098	Race, fork stem	2	All	8 10
—	19021A	Clip, handlebar	2	All	3 6
—	19437	Screw, handlebar clip	4	All	8
HANDLEBAR					
—	030408	Handlebar, bare	1	B8ss, 650ss and G15P	7 6
—	22460	Handlebar, bare	1	650/99 and Atlas	7 0
—	030198	Handlebar, bare	1	G15CS	9 0
FRONT MUDGUARD					
—	24985D	Mudguard, front, bare	1	B8ss and 650ss	4 1 0
—	24986A	Mudguard, front, bare	1	650/99 and Atlas	3 7 6
—	030101	Mudguard, front, bare (Home)	1	G15P	1 19 6
—	030060	Mudguard, front, bare (Export)	1	G15P	2 15 8
—	030252	Mudguard, front, bare	1	G15CS	4 9 0
—	19291	Stay, front mudguard	4	B8ss and 650ss	5 4
—	19291A	Stay, front mudguard (chrome)	4	650/99 and Atlas	11 8
—	030360	Stay, front mudguard, front position	1	13CS	16 9
—	029564	Stay, front mudguard, rear pos. (Home)	1	G15P	1 8 6
—	030065	Stay, front mudguard, rear pos. (Export)	1	G15P	1 1 0
—	030362	Stay, front mudguard, rear position	1	G15CS	1 6 8

This seal is explicit for non-commercial use and is not intended for financial or material gain by anyone

PLATE No.	PART No.	DESCRIPTION	QTY.	MODEL	PRICE EACH
—	24984	Bridge, front mudguard	1	88ss, 650ss, 650/99 and Atlas	£ s. d. 5 6
—	030093	Bridge, front mudguard (Home)	1	G15P	4 3
—	14481	Bolt, mudguard stay	4	88ss, 650ss, 650/99 and Atlas	4
—	18711	Washer, stay bolt	4	88ss, 650ss, 650/99 and Atlas	9
—	E5379	Washer, stay bolt	4	88ss, 650ss, 650/99 and Atlas	1
—	13192	Washer, packing, stay bolt	4	88ss, 650ss, 650/99 and Atlas	3
—	E3229	Nut, stay bolt	4	88ss, 650ss, 650/99 and Atlas	1
—	E3798	Bolt, stay to fork end	4	88ss, 650ss, 650/99 and Atlas	5
—	11796	Washer, for end bolt	4	88ss, 650ss, 650/99 and Atlas	1
—	18709	Bolt, centre stay	2	88ss, 650ss, 650/99 and Atlas	3
—	18711	Washer, centre stay bolt	2	88ss, 650ss, 650/99 and Atlas	9
—	E5379	Washer, centre stay bolt	2	88ss, 650ss, 650/99 and Atlas	1
—	11796	Washer, centre stay bolt	2	88ss, 650ss, 650/99 and Atlas	1
—	E3229	Nut, centre stay bolt	2	88ss, 650ss, 650/99 and Atlas	1
—	T1085	Stud, stay to fork end	4	88ss, 650ss, 650/99 and Atlas	3
—	E5379	Washer, for stud	4	88ss, 650ss, 650/99 and Atlas	1
—	E3229	Nut, for stud	4	88ss, 650ss, 650/99 and Atlas	1
—	18854	Bolt, stay to slider	2	All G15P	6
—	18854	Bolt, stay to slider	4	G15CS	6
—	11796	Washer, for Bolt	2	All G15P	1
—	11796	Washer, for bolt	4	G15CS	1
—	000070	Bolt, stay to mudguard	2	All G15P	5
—	000070	Bolt, stay to mudguard	4	G15CS	5
—	000012	Washer, for bolt, plain	2	All G15P	2
—	000012	Washer, for bolt, plain	4	G15CS	2
—	000191	Washer, for bolt, spring	2	All G15P	2
—	000191	Washer, for bolt, spring	4	G15CS	2
—	000005	Nut, for bolt	2	All G15P	5
—	000005	Nut, for bolt	4	G15CS	5
—	022632	Bolt, mudguard bridge (Home)	2	G15P	1 3
—	022632	Bolt, mudguard bridge (Export)	8	G15P	1 3
—	021579	Washer, for bolt (Home)	2	G15P	1
—	021579	Washer, for bolt (Export)	8	G15P	1
—	000005	Nut, for bolt (Home)	2	G15P	5
—	000005	Nut, for bolt (Export)	8	G15P	5
—	T1085	Stud, bridge to slider	4	All G15	3
—	E5379	Washer, for stud	4	All G15	1
—	E3229	Nut, for stud	4	All G15	1

This scan is explicit for non-commercial use and is not intended for financial or material gain by anyone

PLATE No.	PART No.	DESCRIPTION	QTY.	MODEL	PRICE EACH
REAR NUMBER PLATE					£ s. d.
—	029431	Plate, assembled	1	88ss, 650ss, G15P (Home)	1 5 0
—	029427	Plate, assembled	1	650/99, Atlas, G15P (Export) & G15CS	1 6 6
—	000342	Bolt, rear number plate	1	All	4
—	000172	Washer, for bolt	1	All	3
—	014577	Bolt, number plate bracket	2	All	3
—	000172	Washer, for bolt	2	All	3
—	19429	Grommet for cable	2	88ss, 650ss, 650/99 and Atlas	5
FRONT NUMBER PLATE					
—	011835	Plate number	1	88ss and 650ss	5 10
—	18755	Beading, for plate	1	88ss and 650ss	2
—	011836	Stud, front plate	2	88ss and 650ss	2 1
—	000012	Washer, for stud	2	88ss and 650ss	2
—	000005	Nut, for stud	2	88ss and 650ss	5
—	000861	Screw, fixing number plate	2	88ss and 650ss	2
REAR MUDGUARD					
—	25060B	Mudguard, rear	1	88ss, 650ss, 650/99 and Atlas	2 0
—	029522	Mudguard, rear	1	G15P "M"	10 8
—	029523	Mudguard, rear	1	G15P "N"	10 8
—	029810	Mudguard, rear	1	G15CS "M", G15CS "N"	15 6
—	12342	Bolt, mudguard bottom	2	88ss, 650ss, 650/99 and Atlas	4
—	E5379	Washer, for bolt	4	88ss, 650ss, 650/99 and Atlas	1
—	E3229	Nut, for bolt	2	88ss, 650ss, 650/99 and Atlas	1
—	029533	Bracket, rear mudguard	2	G15P	2 0
—	022250	Bracket, rear mudguard	2	G15CS	7
—	000275	Stud, mudguard bracket	1	G15CS	1
—	000011	Washer, bracket stud	2	G15CS	2
—	000004	Nut, bracket stud	2	G15CS	5
—	000070	Bolt, bracket to mudguard	2	All G15	5
—	000012	Washer, small, for bolt	2	All G15	2
—	000172	Washer, large, for bolt	2	All G15	3
—	000005	Nut, for bolt	2	All G15	5
—	22673	Stud, support, mudguard	2	88ss, 650ss, 650/99 and Atlas	2 0
—	22635	Spacer, support stud	4	88ss, 650ss, 650/99 and Atlas	1 0
—	22636	Washer, for spacer	2	88ss, 650ss, 650/99 and Atlas	7
—	000010	Washer, for Stud	4	88ss, 650ss, 650/99 and Atlas	2
—	E3224	Nut, for stud	4	88ss, 650ss, 650/99 and Atlas	2
—	22634	Handle, lifting, left hand	1	88ss and 650ss	7 2
—	22634A	Handle, lifting, left hand	1	650/99 and Atlas	16 9
—	22633	Handle, lifting, right hand	1	88ss and 650ss	7 2

This scan is explicit for non-commercial use and is not intended for financial or material gain by anyone

PLATE No.	PART No.	DESCRIPTION	QTY.	MODEL	PRICE EACH
---	22633A	Handle, lifting, right hand ...	1	650/99 and Atlas	£ s. d 16 9
---	029440	Tube, support, left hand ...	1	G15P	4 9
---	029441	Tube, support, right hand ...	1	G15P	4 9
---	029446	Spacer, support tube ...	2	G15P	2 9
---	14481	Bolt, fixing, lifting handle ...	4	88ss, 650ss, 650/99 and Atlas	4
---	E5379	Washer, for bolt ...	8	88ss, 650ss, 650/99 and Atlas	1
---	E3229	Nut, for bolt ...	4	88ss, 650ss, 650/99 and Atlas	1
---	030396	Spacer, support tube ...	2	G15CS	9
---	025117	Bolt, support tube ...	2	G15P	0
---	022549	Washer, support tube, plain ...	2	G15P	3
---	000191	Washer, support tube, spring ...	2	G15P	2
---	000005	Nut, support tube bolt ...	2	G15P	5
---	030394	Bridge, rear mudguard ...	2	G15CS	6
---	000070	Bolt, front, mudguard bridge ...	2	G15CS	5
---	000012	Washer, front bolt ...	4	G15CS	5
---	000005	Nut, front bolt ...	2	G15CS	2
---	022632	Screw, rear mudguard bridge ...	2	G15CS	3
---	000012	Washer, for screw ...	2	G15CS	2
---	000005	Nut, for screw ...	2	G15CS	5
---	030397	Stay, rear mudguard support ...	2	G15CS	6
---	000010	Washer, for stay bolt ...	2	G15CS	2
---	014807	Bolt, for stay ...	2	G15CS	5
---	029814	Clamp, rear mudguard ...	1	G15CS	3
---	029849	Packing, for clamp ...	1	G15CS	9
---	000070	Bolt, for clamp ...	2	G15CS	5
---	000012	Washer, for clamp bolt ...	2	G15CS	2
---	000005	Nut, for clamp bolt ...	2	G15CS	5
---	24671	Transfer, rear mudguard ...	1	88ss	6
---	24672	Transfer, rear mudguard ...	1	650ss	11
---	009189	Transfer, rear mudguard ...	1	G15P "M" and G15CS "M"	5
HANDLEBAR CONTROLS					
Brake and Air Lever					
---	026320	Lever, assembly, front brake and air ...	1	All except G15P	1 9 6
---	026238	Lever, assembly, front brake and air ...	1	G15P	7 0
---	022715	Lever, only, front brake ...	1	All except G15P	7 8
---	18-535	Lever, only, front brake ...	1	G15P	0
---	18-812	Body, for brake lever ...	1	All except G15P	5 3
---	18-816	Body, for brake lever ...	1	G15P	5 3
---	18-087	Screw, pivot, for lever ...	1	All	4
---	18-053	Nut, pivot screw ...	1	All	4
---	12-556	Lever, only, air ...	1	All	2 9
---	12-594	Body, air lever ...	1	All	3 4
---	12-607	Bolt, central, air lever ...	1	All	10
---	12-606	Cap, air lever ...	1	All	1 5
---	12-033	Washer, spring, air lever ...	1	All	5
---	11-013	Screw, clamping body ...	1	All	4
---	11-014	Screw, clamping body ...	1	All	4
---	023707	Trunnion, brake lever ...	1	All	4

This scan is explicit for non-commercial use and is not intended for financial or material gain by anyone

PLATE No.	PART No.	DESCRIPTION	QTY.	MODEL	PRICE EACH
		Clutch Lever			£ s. d.
---	026258	Lever, clutch assembly	1	All except G15P	17 3
---	026232	Lever, clutch assembly	1	G15P	13 2
---	022714	Lever, only	1	All except G15P	7 8
---	18-528	Lever, only	1	G15P	5 0
---	18-814	Body, only	1	All	5 3
---	18-087	Screw, pivot, for lever	1	All	4 4
---	18-053	Nut, pivot screw	1	All	4 4
---	12-595	Clamp, lever body	1	All	1 1
---	11-014	Screw, body clamp	2	All	4 4
---	023707	Trunnion, clutch lever	1	All	4 4
		Twist Grip			
---	016658	Twist grip, assembled	1	All	2 6
---	16-060	Body, top half	1	All	4 3
---	16-061	Body, bottom half	1	All	4 3
---	16-091	Rotor, only	1	All	2 6
---	11-013	Screw, long, clamping halves	1	All	4 4
---	11-014	Screw, short, clamping halves	1	All	4 4
---	16-008	Spring, friction	1	All	7 7
---	16-009	Screw, friction spring	1	All	7 7
---	16-010	Nut, lock, for screw	1	All	3 3
---	026476	Abutment, slotted	1	All	11 11
---	16-070	Grip, plastic, only	1	All	1 4
---	16-069	Grip, dummy, plastic (023740)	1	All	1 6
		BRAKE CABLE			
---	24987	Cable, assembled, front brake	1	88ss, 650ss and G15P (Home)	2 8
---	25038	Cable, assembled, front brake	1	650/99, Atlas, G15P (Export) & G15CS	4 0
---	25583	Adjuster, brake cable	1	All	2 9
---	25584	Nut, lock, for adjuster	1	All	1 5
---	14759	Clip, "U", for cable	1	All	9 9
---	042764	Plastic sleeve, 4 $\frac{3}{8}$ "	1	All	3 3
		CLUTCH CABLE			
---	25035	Cable, assembled, clutch	1	88ss and 650ss	7 0
---	25036	Cable, assembled, clutch	1	650/99 and Atlas	8 6
---	026250	Cable, assembled, clutch	1	G15P (Home)	8 1
---	023753	Cable, assembled, clutch	1	G15P (Export) and G15CS	9 8
---	042856	Adjuster, clutch cable	1	All	3 0
---	011373	Nut, lock, for adjuster	1	All	3 3
		AIR CABLE			
---	25033	Cable, assembled, air (carburettor end)	2	All	6 7
---	25008	Cable, assembled, air (handlebar end)	1	88ss, 650ss and G15P (Home)	6 7
---	028239	Cable, assembled, air (handlebar end)	1	G15P (Export), G15CS, 650/99 and Atlas	4 3
---	019824	Box, junction, for cable	1	All	9 0

This scan is explicit for non-commercial use and is not intended for financial or material gain by anyone

PLATE No.	PART No.	DESCRIPTION	QTY.	MODEL	PRICE EACH
—	018956	Adjuster, midway, for cable	1	All	£ s. d. 2 6
THROTTLE CABLE					
—	028238	Cable, assembled, throttle (carburettor end)	2	All	7
—	25008	Cable, assembled, throttle (handfebar end)	1	88ss, 650ss and G15P (Home)	4 7
—	028239	Cable, assembled, throttle (handfebar end)	1	650/99, Atlas, G15P (Export) and G15CS	6 7
—	019824	Box, junction, for cable	1	All	4 3
—	018956	Adjuster, midway, for cable	1	All	0 6
OIL PIPES					
—	19457	Junction block and oil pipes, assembled...	1	88ss, 650ss, 650/99 and Atlas	10 10
—	030300	Junction block and oil pipes, assembled...	1	All G15	4 3
—	T2100	Gasket, junction block	1	All	2
—	E5377	Washer, junction block stud	1	88ss, 650ss, 650/99 and Atlas	1
—	T2101	Nut, for stud	1	88ss, 650ss, 650/99 and Atlas	9 9
—	030448	Bolt, junction block	1	All G15	9 9
—	19452	Pipe, oil feed, and return	2	88ss, 650ss, 650/99 and Atlas	9 3
—	029845	Pipe, oil feed, engine end	1	All G15	6 3
—	000950	Hose, oil feed pipe, 11 1/2"	1	All G15	6 3
—	023376	Ferrule, for hose	2	All G15	6 3
—	000950	Hose, oil return, 11"	1	All G15	6 3
—	023376	Ferrule, for hose	2	All G15	6 3
—	000951	Sleeve, plastic, for oil pipes, 5"	1	All G15	7
TWIN SEAT AND SINGLE SEAT					
—	23926	Twin seat, only	1	88ss, 650ss, 650/99 and Atlas	0 0
—	029449	Twin seat, only	1	G15CS	10 9
—	029826	Seat, single	1	G15P	0 0
—	029858	Bracket, single seat	2	G15P	6 5
—	000070	Bolt, for bracket	2	G15P	5 2
—	000012	Washer, bracket bolt	2	G15P	2
—	21851	Bush, rubber, for seat	2	88ss, 650ss, 650/99 and Atlas	1 11
—	21852	Button, rubber, for seat	2	88ss, 650ss, 650/99 and Atlas	1 0
—	23151	Washer, rubber, locating peg	A/R	88ss, 650ss, 650/99 and Atlas	3
—	23151A	Washer, rubber, locating peg	A/R	88ss, 650ss, 650/99 and Atlas	4
—	23265	Fastener, Dzus	1	88ss, 650ss, 650/99 and Atlas	2 9
—	23264	Grommet, for fastener	1	88ss, 650ss, 650/99 and Atlas	5

This search is explicit for non-commercial use and is not intended for financial or material gain by anyone

PLATE No.	PART No.	DESCRIPTION	QTY.	MODEL	PRICE EACH
—	23153	Washer, rubber, for fastener	1	88ss, 650ss, 650/99 and Atlas	£ 3
—	023251	Screw, fixing seat, front	2	15CS	3 4
—	000011	Washer, for screw	2	15CS	2
—	022083	Nut, for screw	2	15CS	6
PETROL TANK					
—	22630A	Tank, bare	1	88ss, 650ss, 650/99 and Atlas	15 9
—	029655	Tank, bare	1	G15P "M"	10 6
—	030310	Tank, bare	1	G15P "N"	9 1
—	030365	Tank, bare	1	G15CS "M"	11 0
—	030368	Tank, bare	1	G15CS "N"	11 2
—	22714	Strip, styling, left hand	1	88ss, 650ss, 650/99 and Atlas	2 6
—	22713	Strip, styling, right hand	1	88ss, 650ss, 650/99 and Atlas	2 6
—	22755	Screw, fixing strip	6	88ss, 650ss, 650/99 and Atlas	8
—	028241	Motif, left hand	1	G15P "M"	4 10
—	028242	Motif, right hand	1	G15P "M"	4 10
—	027026	Motif, left hand and right hand	2	G15CS "M"	1 5
—	18486	Transfer, left hand and right hand	2	G15CS "N"	2 0
—	027027	Seating, for motif	2	G15CS "M"	1 9
—	028441	Screw, for motif, front	2	G15P "M"	9
—	028452	Screw, for motif, rear	2	G15P "M"	7
—	000153	Screw, for motif	4	G15CS "M"	3
—	22722	Knee grip, left hand	1	88ss, 650ss, 650/99 and Atlas	2 0
—	042889	Knee grip, left hand	1	G15P	5 5
—	22721	Knee grip, right hand	1	88ss, 650ss, 650/99 and Atlas	2 0
—	042890	Knee grip, right hand	1	G15P	5 5
—	013325	Cap, filler	1	All except G15CS	1 0
—	014034	Cap, filler	1	G15CS	0 3
—	013936	Pin, split, filler cap	1	G15CS	1
—	23305	Tap, petrol	1	88ss, 650ss, 650/99 and Atlas	13 4
—	048529	Tap, petrol, main and reserve	1	G15P	14 7
—	026566	Tap, petrol, main	1	G15CS	12 5
—	024201	Tap, petrol, reserve	1	G15CS	11 2
—	E5264	Washer, petrol tap	1	88ss, 650ss, 650/99 and Atlas	3
—	13786	Washer, petrol tap	A/R	88ss, 650ss, 650/99 and Atlas	3
—	021387	Adaptor, petrol tap	2	G15CS	1 9
—	000183	Washer, for adaptor	2	G15CS	5
—	22265	Pipe, petrol feed	1	88ss, 650ss, 650/99 and Atlas	6 1
—	000908	Pipe, petrol feed, 10"	1	G15P	2 4
—	000908	Pipe, petrol feed, 6½", left hand	1	G15CS	1 8
—	000908	Pipe, petrol feed, 9½", right hand	1	G15CS	2 4
—	021844	"T" piece, petrol pipe	1	G15CS	4 8
—	000575	Plug, drain	1	G15P	1 1
—	000183	Washer, drain plug	1	G15P	5

This scan is explicit for non-commercial use and is not intended for financial or material gain by anyone

PLATE No.	PART No.	DESCRIPTION	QTY.	MODEL	PRICE EACH
—	22801	Bolt, fixing tank, front	1	88ss, 650ss, 650/99	£ s. d.
—	22082	Washer, rubber, for bolt, top	2	88ss, 650ss, 650/99 and Atlas	1 9
—	E6743	Washer, rubber, for bolt, bottom	2	88ss, 650ss, 650/99 and Atlas	3
—	E6742	Cup, steel, for rubber	2	88ss, 650ss, 650/99 and Atlas	5
—	10914	Washer, steel, for cups	2	88ss, 650ss, 650/99 and Atlas	8
—	24979	Bolt, fixing-tank, front	1	88ss, 650ss, 650/99 and Atlas	5
—	22764	Ring, rubber, rear fixing	1	88ss, 650ss, 650/99 and Atlas	9
—	16237	Rubber, frame mounting	1	88ss, 650ss, 650/99 and Atlas	4
—	027161	Bolt, fixing tank, front	2	All G15	2 3
—	021453	Washer, front bolt	2	All G15	3 0
—	021174	Rubber, front bolt	2	All G15	3 3
—	000177	Washer, inner, front bolt	2	All G15	2 2
—	014995	Rubber, buffer, front bolt	2	All G15	3 3
—	016845	Nut, front bolt	2	All G15	6 6
—	027138	Rubber, tank support, rear	1	All G15	4 4
—	026359	Rubber, tank support, rear, thin	1	All G15	2 2
—	018220	Clip, rubber, tank support, rear	2	All G15	7 4
—	027137	Strap, petrol tank fixing, rear	1	All G15	1 1
—	25101	Transfer, crossed flags	1	650/99 and Atlas	0 0
—	24298	Transfer, "750 Atlas"	1	Atlas	0 6
OIL TANK					
—	24304	Tank, only	1	88ss, 650ss, 650/99 and Atlas	4 9
—	030286	Tank, only	1	G15P	6 1
—	030287	Tank, only	1	G15CS "M"	6 18
—	030288	Tank, only	1	G15CS "N"	6 18
—	029593	Cover, oil tank	1	G15P	1 4
—	029594	Cover, oil tank	1	G15CS "M"	1 15
—	030289	Cover, oil tank	1	G15CS "N"	1 14
—	022632	Screw, for cover	2	All G15	1 1
—	000012	Washer, plain, for screw	2	All G15	2 2
—	000203	Washer, fibre, for screw	2	All G15	2 2
—	13765	Plug, drain	1	88ss, 650ss, 650/99 and Atlas	1 1
—	012019	Plug, drain	1	All G15	6
—	000200	Washer, drain plug	1	All	5
—	025352	Cap, filler, oil tank	1	All	8 1
—	21467	Transfer (Oil Level)	1	88ss, 650ss, 650/99 and Atlas	6
—	023277	Transfer (Top Level)	1	G15P	3
—	030352	Transfer (Top Level)	1	G15CS	3
—	023279	Transfer (Low Level)	1	G15P	3
—	030353	Transfer (Low Level)	1	G15CS	3
—	030461	Transfer (Oil Recommendation)	1	All G15	2
—	24309	Pipe, breather, oil tank	1	88ss, 650ss, 650/99 and Atlas	1 10

This scan is explicit for non-commercial use and is not intended for financial or material gain by anyone

PLATE No.	PART No.	DESCRIPTION	QTY.	MODEL	PRICE EACH
—	19379	Filter union, assembled	1	88ss, 650ss, 650/99 and Atlas	£ s. d. 12 8
—	E6640	Washer, filter union	1	88ss, 650ss, 650/99 and Atlas	8
—	19380	Adaptor, oil return pipe	1	88ss, 650ss, 650/99 and Atlas	4 6
—	13786	Washer, for adaptor	2	88ss, 650ss, 650/99 and Atlas	3
—	000895	Hose, vent pipe, 18"	1	All G15	0
—	048515	Filter, feed pipe	1	All G15	8
—	016170	Washer, filter	1	All G15	1
—	22475	Bolt, tank fixing, top	1	88ss, 650ss, 650/99 and Atlas	4
—	22715	Grommet, top bolt	1	88ss, 650ss, 650/99 and Atlas	5
—	22716	Spacer, top bolt	1	88ss, 650ss, 650/99 and Atlas	5
—	E5456	Washer, top bolt	3	88ss, 650ss, 650/99 and Atlas	1
—	E3223	Nut, top bolt	1	88ss, 650ss, 650/99 and Atlas	5
—	029832	Bolt, tank fixing, top, front	1	All G15	6
—	000011	Washer, for bolt	1	All G15	2
—	13053	Stud, fixing tank, bottom	2	88ss, 650ss, 650/99 and Atlas	8
—	E5456	Washer, for stud	2	88ss, 650ss, 650/99 and Atlas	1
—	E3223	Nut, for stud	2	88ss, 650ss, 650/99 and Atlas	5
PILLION FOOTRESTS					
H43	029333	Bar, pillion footrest	2	88ss, 650ss, 650/99 and Atlas	4 9
H44	000343	Bolt, pillion footrest bar	2	88ss, 650ss, 650/99 and Atlas	4
—	000005	Nut, for bolt	2	88ss, 650ss, 650/99 and Atlas	5
—	030321	Lug, pillion, footrest	2	88ss, 650ss, 650/99 and Atlas	6
—	000010	Washer, footrest lug	2	88ss, 650ss, 650/99 and Atlas	2
—	23870	Nut, pillion lug	2	88ss, 650ss, 650/99 and Atlas	2 4
H45	22574	Stud, pillion rest and silencer fixing	2	88ss, 650ss, 650/99 and Atlas	1 7
H48	042569	Rubber, pillion footrest	2	88ss, 650ss, 650/99 and Atlas	1 9
FRONT CHAINCASE					
—	23250	Chaincase, inner, assembled	1	88ss, 650ss, 650/99 and Atlas	3 16 0
—	030242	Chaincase, inner, assembled	1	All G15	3 9 0
—	20914	Chaincase, outer, only	1	88ss and 650ss	4 1 0
—	20914A	Chaincase, outer, only	1	650/99 and Atlas	5 11 0

This scan is explicit for non-commercial use and is not intended for financial or material gain by anyone

PLATE No.	PART No.	DESCRIPTION	QTY.	MODEL	PRICE EACH
—	024012	Chaincase, outer, only	1	All G15	£ s. d. 3 11 6
—	20939	Washer, spigot, chaincase	1	88ss, 650ss, 650/99 and Atlas	9
—	20942	Pin, fixing	3	88ss, 650ss, 650/99 and Atlas	3
—	24945	Grommet, chaincase	1	88ss	6
—	24945	Grommet, chaincase	2	650ss, 650/99 & Atlas	6
H19	20937	Stud, support	1	88ss, 650ss, 650/99 and Atlas	4
—	000011	Washer, support stud	2	88ss, 650ss, 650/99 and Atlas	2
H20	E3223	Nut, support stud	1	88ss, 650ss, 650/99 and Atlas	5
—	16247	Nut, support stud	1	88ss, 650ss, 650/99 and Atlas	2
—	13185	Washer, sealing chaincase halves	1	88ss, 650ss, 650/99 and Atlas	4
—	042055	Washer, felt, footrest tube	1	88ss, 650ss, 650/99 and Atlas	5
—	13765	Plug, drain	1	88ss 650ss 650/99 and Atlas	1 1
—	000200	Washer, drain plug	1	88ss, 650ss 650/99 and Atlas	5
—	14837	Cover, inspection	1	88ss 650ss 650/99 and Atlas	2 9
—	24320	Washer, inspection cover	1	88ss 650ss 650/99 and Atlas	1 0
—	E6055	Nut, attachment	1	88ss 650ss 650/99 and Atlas	2 5
—	E6056	Washer, attachment nut	1	88ss 650ss, 650/99 and Atlas	4 9
—	24322	Washer, sealing, outer	1	88ss, 650ss, 650/99 and Atlas	1 4
—	042040	Cap, inspection	2	All G15	5 5
—	042025	Washer, inspection cap	2	All G15	5
—	030243	Spacer (behind chaincase)	1	All G15	6 6
—	019226	Screw, fixing chaincase	3	All G15	2 1
—	000484	Screw, front half chaincase	14	All G15	5
—	025037	Gasket, chaincase outer cover	1	All G15	1 0
—	012019	Plug, drain	1	All G15	6
—	000200	Washer, drain plug	1	All G15	5
—	17731	Transfer, "Oil Bath"	1	88ss, 650ss, 650/99 and Atlas	3
—	030461	Transfer, "Oil Recommendation"	1	88ss, 650ss, 650/99 and Atlas	2
REAR CHAINGUARD					
—	21832	Chainguard (top run)	1	88ss, 650ss, 650/99 and Atlas	2 10 11
—	21832A	Chainguard (top run)	1	88ss, 650ss, 650/99 and Atlas	3 9 0
—	22022B	Bolt, fixing chainguard	1	88ss, 650ss, 650/99 and Atlas	1 1
—	19435	Washer, chainguard bolt	1	88ss, 650ss, 650/99 and Atlas	3

This scan is explicit for non-commercial use and is not intended for financial or material gain by anyone

PLATE No.	PART No.	DESCRIPTION	QTY.	MODEL	PRICE EACH
—	T2221	Washer, chainguard bolt (packing) ...	2	88ss, 650ss, 650/99 and Atlas	£ s. d. 1
—	23574	Nut, chainguard bolt ...	1	88ss, 650ss, 650/99 and Atlas	6
—	22022A	Bolt, chainguard ...	1	88ss, 650ss, 650/99 and Atlas	1
—	029469	Chainguard (top run) ...	1	All G15	6
—	000371	Bolt, fixing, front ...	1	All G15	1
—	000011	Washer, for bolt ...	1	All G15	2
—	000374	Bolt, fixing, rear ...	1	All G15	1
—	000011	Washer, for bolt ...	1	All G15	2
REAR CHAINCASE (OPTIONAL)					
—	19734K	Chaincase, top, assembled ...	1	88ss, 650ss, 650/99 and Atlas	3
—	19735K	Chaincase, bottom, assembled ...	1	88ss, 650ss, 650/99 and Atlas	3
—	22022B	Bolt, fixing, front ...	1	88ss, 650ss, 650/99 and Atlas	1
—	22022A	Bolt, fixing, rear ...	1	88ss, 650ss, 650/99 and Atlas	1
—	19435	Washer, fixing bolt ...	1	88ss, 650ss, 650/99 and Atlas	3
—	T2221	Washer, fixing bolt (packing) ...	2	88ss, 650ss, 650/99 and Atlas	1
—	22135	Grommet, inspection ...	1	88ss, 650ss, 650/99 and Atlas	7
—	030009	Chaincase, top, assembled ...	1	All G15	5
—	030012	Chaincase, bottom, assembled ...	1	All G15	9
—	000371	Bolt, chaincase ...	1	All G15	1
—	000374	Bolt, chaincase ...	1	All G15	1
—	000011	Washer, chaincase bolt ...	2	All G15	2
TOOL BOX AND TOOL TRAY					
H98	22638A	Tool tray, assembled ...	1	88ss, 650ss, 650/99 and Atlas	0
—	12342	Bolt, fixing tool tray ...	3	88ss, 650ss, 650/99 and Atlas	4
—	E5379	Washer, tool tray bolt ...	5	88ss, 650ss, 650/99 and Atlas	1
—	17698	Washer, tool tray bolt ...	1	88ss, 650ss, 650/99 and Atlas	3
—	E3229	Nut, tool tray bolt ...	3	88ss, 650ss, 650/99 and Atlas	1
—	029550	Tool box, less lid ...	1	G15P	1 10 8
—	029551	Tool box, less lid ...	1	G15CS "M"	1 10 8
—	030257	Tool box, less lid ...	1	G15CS "N"	1 12 0
—	048300	Lid, tool box ...	1	G15P	18 2
—	048301	Lid, tool box ...	1	G15CS "M"	1 8 11
—	048425	Lid, tool box ...	1	G15CS "N"	18 9
—	014511	Screw, tool box lid ...	1	All G15	1 11
—	000012	Washer, lid screw ...	1	All G15	2

This space is explicit for non-commercial use and is not intended for financial or material gain by anyone.

PLATE No.	PART No.	DESCRIPTION	QTY.	MODEL	PRICE EACH
—	011373	Nut, lid screw	2	All G15	£ s. d. 3
—	029832	Bolt, top, fixing	1	All G15	6
—	000011	Washer, top bolt	1	All G15	2
—	000070	Bolt, rear fixing	1	All G15	5
—	000012	Washer, rear bolt	1	All G15	2
—	000005	Nut, rear bolt	1	All G15	5
BATTERY BOX AND CARRIER					
—	22594	Body, battery box, assembled	1	88ss, 650ss, 650/99 and Atlas	4
—	19189	Lid, battery box	1	88ss, 650ss, 650/99 and Atlas	8
—	19086	Platform, battery	1	88ss, 650ss, 650/99 and Atlas	9
—	19093	"U" bolt, battery	1	88ss, 650ss, 650/99 and Atlas	9
—	19101	Strap, retaining	1	88ss, 650ss, 650/99 and Atlas	2
—	17707	Washer, "U" bolt	2	88ss, 650ss, 650/99 and Atlas	2
—	E3221	Nut, "U" bolt	2	88ss, 650ss, 650/99 and Atlas	5
—	19195	Knob, box lid	2	88ss, 650ss, 650/99 and Atlas	9
—	11796	Washer, for knob	2	88ss, 650ss, 650/99 and Atlas	1
—	17735	Pin, split, for knob	2	88ss, 650ss, 650/99 and Atlas	1
—	15689	Grommet, battery box	1	88ss, 650ss, 650/99 and Atlas	8
—	14481	Bolt, top, fixing	1	88ss, 650ss, 650/99 and Atlas	4
—	E5379	Washer, top bolt	2	88ss, 650ss, 650/99 and Atlas	1
—	E3229	Nut, top bolt	1	88ss, 650ss, 650/99 and Atlas	1
—	19092	Bolt, bottom fixing	2	88ss, 650ss, 650/99 and Atlas	7
—	E5456	Washer, bottom bolt	2	88ss, 650ss, 650/99 and Atlas	1
—	17698	Washer, shakeproof, bottom bolt	1	88ss, 650ss, 650/99 and Atlas	3
—	19201	Platform, battery box and oil tank	1	88ss, 650ss, 650/99 and Atlas	18 0
—	19212	Mat, for platform	1	88ss, 650ss, 650/99 and Atlas	5 0
—	14481	Bolt, fixing platform	4	88ss, 650ss, 650/99 and Atlas	4
—	E5379	Washer, for bolt	8	88ss, 650ss, 650/99 and Atlas	1
—	E3229	Nut, for bolt	4	88ss, 650ss, 650/99 and Atlas	1
—	030094	Carrier, battery, assembled	1	All G15	13 3
—	014577	Bolt, carrier/tool box	1	All G15	3

This scan is explicit for non-commercial use and is not intended for financial or material gain by anyone

PLATE No.	PART No.	DESCRIPTION	QTY.	MODEL	PRICE EACH
—	045062	Washer, for bolt	2	All G15	3
—	000005	Nut, for bolt	1	All G15	5
—	000368	Bolt, fixing, top, rear	1	All G15	6
—	000011	Washer, top, rear bolt	1	All G15	2
—	000004	Nut, top, rear bolt	1	All G15	5
—	024218	Bolt, fixing, front	2	All G15	7
—	000012	Washer, front bolt	4	All G15	2
—	000005	Nut, front bolt	2	All G15	5
—	048454	Rubber, battery carrier	1	All G15	10
—	030056	Strap, battery carrier	1	All G15	5
—	028044	Pin, battery strap	1	All G15	4
FRONT WHEEL					
—	25004	Wheel, complete, less tyre and tube ...	1	All except G15P	27
—	030518	Wheel, complete, less tyre and tube ...	1	G15P (Home)	27
—	25292	Wheel, complete, less tyre and tube ...	1	G15P (Export)	27
—	S12-2/428	Wheel, bare	1	All except G15P	16
—	030519	Wheel, bare	1	G15P (Home)	13
—	25293	Wheel, bare	1	G15P (Export)	16
—	19350	Rim, only, WM2-19	1	All except G15P	6
—	24872	Rim, only, WM2-18	1	G15P (Home)	6
—	23319	Rim, only, WM3-18	1	G15P (Export)	8
—	20063	Spoke, long head	20	All except G15P	3
—	23331	Spoke, long head	20	G15P	3
—	20061	Spoke, short head	20	All except G15P	3
—	23332	Spoke, short head	20	G15P	3
—	17717	Nipple, for spoke	40	All	2
F21	19664	Shell, only, front hub	1	All	1
F22	040100	Bearing, right side	1	All	6
F18	17721	Bearing, left side	1	All	4
F23	16783	Spacer, for bearing	1	All	1
F24	E6888	Ring, locking bearing	1	All	7
F16	E6885	Washer, felt	2	All	3
F17	E6889	Ring, retaining	1	All	2
F15	19719	Washer, oil retaining	1	All	1
F25	18551	Cover, dust	1	All	4
F19	19646	Spacer, assembled, bearing	1	All	2
F27	030055	Spindle, front hub	1	All	7
F3	E4768	Nut, hub spindle	1	All	3
F2	50257	Plate, cover, front brake	1	All	8
F20	50249	Cam, brake shoe	1	All	6
F8	18502	Shoe, front brake, with lining	2	All	2
F10	16782	Lining, brake shoe pair	1	All	10
F9	E5061	Rivet, brake shoe lining set	16	All	0
F14	E5832	Spring, return, brake shoe	2	All	3
F11	14454	Plate, pivot retaining	1	All	4
F12	14506	Washer, tab, for plate	1	All	10
F13	12342	Bolt, for plate	2	All	3
F4	20052	Lever, expanding	1	All	4
—	E3255	Pin, clevis, for lever	1	All	5
—	17735	Pin, split, for clevis	1	All	3
F6	E5455	Washer, for lever	1	All	1
F5	18942	Nut, for lever	1	All	1
—	E5944A	Washer, packing, brake plate	A/R	All	5

This scan is explicit for non-commercial use and is not intended for financial or material gain by anyone.

PLATE F

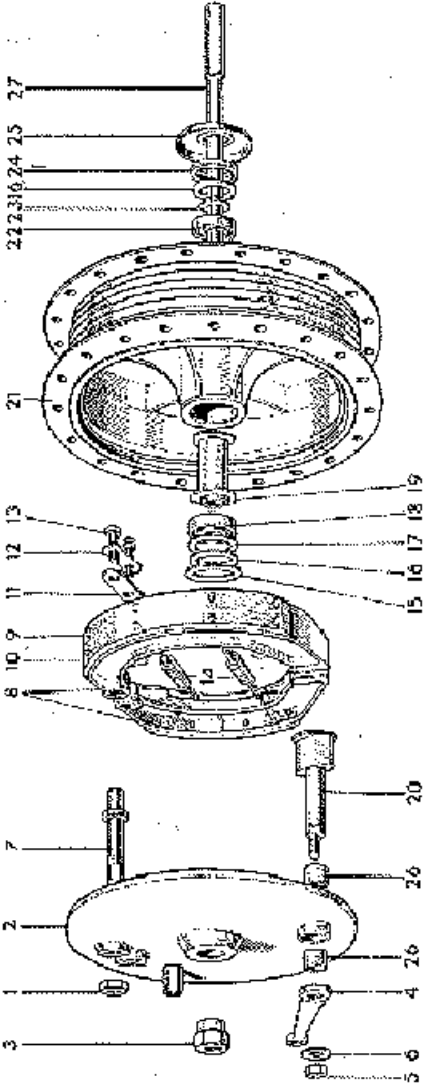
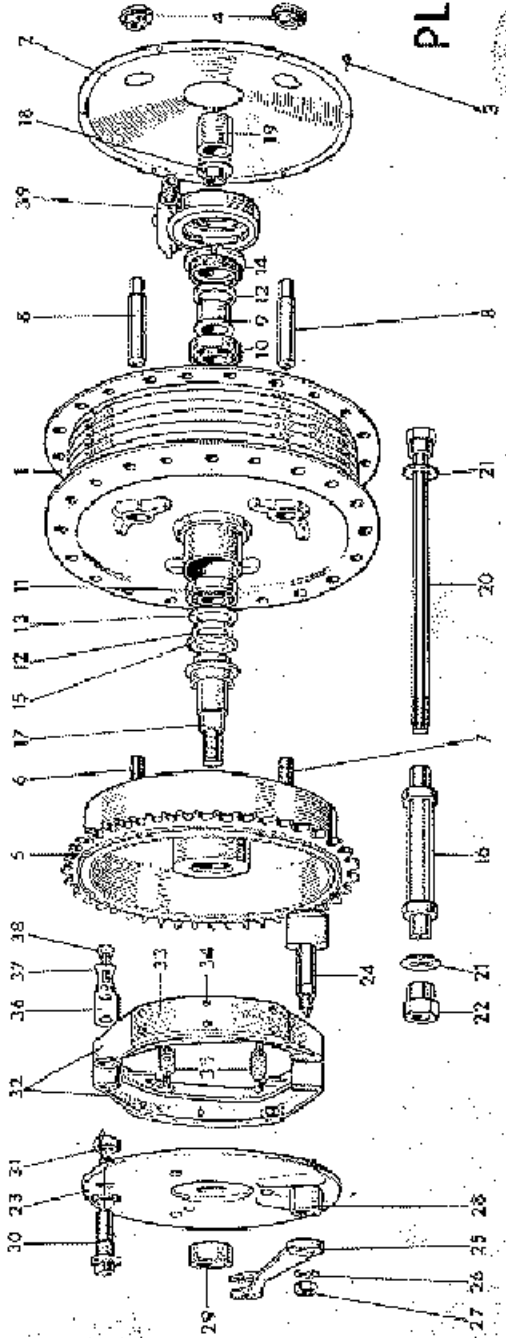


PLATE G



This scan is explicit for non-commercial use and is not intended for financial or material gain by anyone.

PLATE No.	PART No.	DESCRIPTION	QTY.	MODEL	PRICE EACH
REAR WHEEL					
---	24152	Wheel, complete, with bearing and brake, less tyre	1	88ss and 650ss	31 17 9
---	24362	Wheel, complete, with bearing and brake, less tyre	1	650/99 and Atlas	31 17 9
---	25262	Wheel, complete, with bearing and brake, less tyre	1	G15P (Home)	30 17 6
---	25294	Wheel, complete, with bearing and brake, less tyre	1	G15P (Export)	31 17 6
---	25295	Wheel, complete, with bearing and brake, less tyre	1	G15CS	30 17 0
---	M12-2-649	Wheel, with hub shell only	1	88ss and 650ss	12 0 0
---	25296	Wheel, with hub shell only	1	650/99 and Atlas	12 0 3
---	030521	Wheel, with hub shell only	1	G15P (Home)	12 0 11
---	25297	Wheel, with hub shell only	1	G15P (Export)	12 0 0
---	25298	Wheel, with hub shell only	1	G15CS	11 0 6
---	18350	Rim, only, WM2-19	1	88ss and 650ss	3 0 6
---	23319	Rim, only, WM3-18	1	650/99, Atlas and G15P (Export.)	3 0 8
---	24872	Rim, only, WM2-18	1	G15P (Home)	3 0 6
---	030432	Rim, only, WM3-18	1	G15CS	2 0 4
---	20063	Spoke, long head	20	88ss and 650ss	3 0 3
---	23331	Spoke, long head	20	650/99, Atlas & G15P	3 0 3
---	030433	Spoke, long head	20	G15CS	3 0 3
---	20061	Spoke, short head	20	88ss and 650ss	3 0 3
---	23332	Spoke, short head	20	650/99, Atlas & G15P	3 0 3
---	030434	Spoke, short head	20	G15CS	3 0 3
---	17717	Nipple, for spoke	40	All except G15CS	2 0 2
---	021694	Nipple, for spoke	40	G15CS	4 0 4
G1	19609	Shell, hub, with liner	1	All	8 0 9
G5	50245	Brake drum and sprocket	1	88ss, 650ss, 650/99 and Atlas	5 0 0
G5	030052	Brake drum and sprocket	1	All G15	4 0 6
G8	18233	Nut, sleeve, for brake drum	3	All	5 0 5
G10	040100	Bearing, right side	1	All	6 0 6
G11	17721	Bearing, left side	1	All	6 0 0
G9	18234	Spacer, bearing	1	All	6 0 6
G14	18232	Ring, locking bearing	1	All	0 0 0
G13	E6889	Washer, bearing	1	All	2 0 2
G12	E6885	Washer, felt	2	All	3 0 3
G15	19714	Ring, retaining, felt washer	1	All	1 0 1
G16	18231	Sleeve, inner	1	All	10 0 10
G17	E4760	Stud, retaining brake drum	1	All	5 0 5
G2	18348	Diaphragm, hub	1	All	6 0 6
G3	25100	Screw, hammer drive	6	All	2 0 2
G4	18731	Grommet, diaphragm	3	All	1 0 4
G20	19265	Spindle, hub	1	88ss, 650ss, 650/99 and Atlas	12 0 8
G20	24882	Spindle, hub	1	All G15	12 0 8
G21	19266	Washer, hub spindle	1	88ss, 650ss, 650/99 and Atlas	3 0 3
G21	030023	Washer, hub spindle	1	All G15	6 0 6
G22	19267	Nut, hub spindle	1	All	4 0 0
G19	18235	Spacer, spindle	1	88ss, 650ss, 650/99 and Atlas	3 0 6
G19	030018	Spacer, spindle	1	All G15	1 0 1

This spec is explicit for non-commercial use and is not intended for financial or legal purposes.

PLATE No.	PART No.	DESCRIPTION	QTY.	MODEL	PRICE EACH
G23	19852	Plate, cover, brake	1	B8ss, 650ss, 650/99 and Atlas	£ s. d. 1 14 6
G23	030015	Plate, cover, brake	1	All G15	2 1 11
G24	50011	Cam, expander	1	All	16 2
G32	19584	Shoe, brake, with lining	2	All	1 12 0
G33	16547	Lining, brake shoe	1	All	2 2
G34	E5061	Rivet, brake shoe lining	pair		15 2
G35	E5832	Spring, brake shoe return	set		3 3
G25	23436	Lever, expander	14	All	4 4
G26	E5455	Washer, for lever	2	All	0 0
G27	18942	Nut, for lever	1	All	1 1
G36	14454	Nut, for lever	1	All	5 5
G37	14506	Plate, retaining pivot pin	1	All	10 10
G37	14506	Washer, tab, for plate	1	All	3 3
G38	12342	Bolt, for plate	1	All	4 4
G29	19268	Bolt, for plate	2	All	4 4
G29	030017	Spacer, brake plate	1	B8ss, 650ss, 650/99 and Atlas	7 7
—	E5276	Washer, brake plate	A/R	All G15	6 6
				All	3 3
BRAKE OPERATING PARTS					
H21	19995	Pedal, rear brake	1	B8ss, 650ss, 650/99 and Atlas	3 3
H26	19929	Spring, pedal, return	1	B8ss, 650ss, 650/99 and Atlas	8 8
H27	19978	Nipple, grease and retaining pin	1	B8ss, 650ss, 650/99 and Atlas	3 3
H22	19996	Spindle, brake pedal	1	B8ss, 650ss, 650/99 and Atlas	4 4
—	000008	Washer, pedal spindle	1	B8ss, 650ss, 650/99 and Atlas	3 3
H23	E3227	Nut, pedal spindle	1	B8ss, 650ss, 650/99 and Atlas	7 7
H24	19997	Spacer, pedal spindle	1	B8ss, 650ss, 650/99 and Atlas	11 11
H25	19976	Stop, for pedal	1	B8ss, 650ss, 650/99 and Atlas	1 1
H28	15819A	Rod, rear brake	1	B8ss, 650ss, 650/99 and Atlas	9 9
H29	23439	Yoke end, brake rod	1	B8ss, 650ss, 650/99 and Atlas	6 6
H30	E3255	Pin, clevis, yoke end	1	B8ss, 650ss, 650/99 and Atlas	3 3
H31	17735	Pin, split, for clevis pin	1	B8ss, 650ss, 650/99 and Atlas	1 1
—	029559	Pedal, rear brake	1	All G15	1 8 9
—	021700	Spring, pedal return	1	All G15	1 9
—	000051	Nipple, grease	1	All G15	8 8
—	021699	Spindle, brake pedal	1	All G15	3 6
—	022609	Bolt, brake pedal	1	All G15	5 5
—	022314	Stop, brake pedal	1	All G15	6 6
—	022297	Rod, rear brake	1	All G15	3 10
—	023299	Yoke end, brake rod	1	All G15	7 3
—	000736	Pin, clevis, yoke end	1	All G15	6 6
—	000014	Pin, split, clevis pin	1	All G15	2 2

This sign is explicit for non-commercial use and is not intended for financial or material gain by anyone

PLATE No.	PART No.	DESCRIPTION	QTY.	MODEL	PRICE EACH
—	18929	Roller, brake cam lever	1	All	£ s. d. 8
H32	022743	Nut, adjusting brake rod	1	All	3 4
SPEEDOMETER					
—	029602	Head, speedometer, only, m.p.h....	1	88ss and 650ss	5 0 0
—	030258	Head, speedometer, only, m.p.h....	1	650/99, Atlas and G15CS	5 0 0
—	029603	Head, speedometer, only, k.p.h. ...	1	88ss and 650ss	5 0 0
—	030259	Head, speedometer, only, k.p.h. ...	1	650/99, Atlas and G15CS	5 0 0
—	029717	Head, speedometer, only, k.p.h. ...	1	G15P	5 0 0
—	029718	Head, speedometer, only, k.p.h. ...	1	G15P	5 0 0
—	22888	Gearbox, speedometer drive	1	88ss, 650ss, 650/99 and Atlas	1 6 6
—	030207	Gearbox, speedometer drive	1	All G15	1 6 6
G16	13270	Spacer, speedometer gearbox	1	All	0 0 0
—	25030	Cable, complete, speedometer drive	1	88ss and 650ss	1 6 6
—	25087	Cable, complete, speedometer drive	1	650/99 and Atlas	1 6 6
—	030444	Cable, complete, speedometer drive	1	All G15	1 6 6
—	000178	Washer, spacing, speedometer head	1	G15P	2 2 2
—	000178	Washer, spacing, speedometer head	2	G15CS	2 2 2
—	030345	Load, speedometer light	1	650/99 and Atlas	4
HEADLAMP					
—	59252A	Headlamp, complete, less harness (Home)	1	88ss, 650ss & G15P	7 6 6
—	59254A	Headlamp, complete, less harness (Europe not France)	1	88ss, 650ss & G15P	7 6 6
—	59253A	Headlamp, complete, less bulbs and harness (France)	1	88ss, 650ss & G15P	8 0 0
—	59281A	Headlamp, complete, less harness	1	650/99, Atlas and G15CS	7 6 6
—	553248	Rim, only	1	All	1 0 0
—	54522365	Shell, only (Home)	1	88ss, 650ss & G15P	2 0 0
—	54522377	Shell, only (Export)	1	88ss, 650ss & G15P	1 0 0
—	54521617	Shell, only	1	650/99, Atlas and G15CS	2 0 0
—	516798	Light unit (reflector and glass) (Home) ...	1	All	1 0 0
—	553275	Light unit (reflector and glass) (Europe not France)	1	All	1 0 0
—	516802	Light unit (reflector and glass) (France) ...	1	All	1 6 6
—	554602	Bulb holder, main (Home and Europe not France)	1	All	3 4
—	562303	Bulb holder, main (France)	1	All	8 6
—	552943	Back shell (France)	1	All	15 6
—	144921	Screw, fixing rim	1	All	5
—	534296	Plate, fixing rim	1	All	8
—	554710	Bulb holder, pilot	1	All	3 6
—	34289A	Switch, lighting	1	All	12 6
—	54330934	Knob, lighting switch	1	All	3 0
—	54934995	Harness, main (Home)	1	88ss, 650ss & G15P	1 16 0
—	54932248	Harness, main (Export)	1	88ss, 650ss & G15P	2 0 0
—	54935175	Harness, main	1	650/99 and Atlas	2 0 0
—	54935167	Harness, main	1	G15CS	2 0 0
—	54930007	Socket, with cables	1	88ss, 650ss & G15P	12 6

This can be specified for commercial use and is not intended for private use by anyone

PLATE No.	PART No.	DESCRIPTION	QTY.	MODEL	PRICE EACH
—	36296A	Ammeter	1	All	£ s. d. 14 6
—	112201	Bolt, fixing headlamp	2	All	3 3
—	030057	Spacer, headlamp bolt	2	88ss, 650ss & G15P	1 3
—	030058	Spacers, headlamp bolt	2	650/99, Atlas and G15CS	1 0
—	446	Bulb, main, 12v., 50 x 40w. (Home) ...	1	All P. Tax 1/-	6 0
—	370	Bulb, main, 12v., 45 x 40w. (Europe except France)	1	All P. Tax 1/2	0 0
—	350	Bulb, main, 12v., 35 x 35w. (Europe except France)	1	All P. Tax 1/2	0 0
—	989	Bulb, pilot, 12v., 6w.	1	All P. Tax 4d.	9 9
REAR LAMP					
—	53454B	Lamp, complete (Lucas 564) (Home and Export not U.S.A.)	1	88ss, 650ss	6 6
—	53973A/B	Lamp, complete (Lucas 679) (U.S.A.)	1	88ss, 650ss	6 6
—	53973A/B	Lamp, complete (Lucas 679)	1	650/99, Atlas and all G15	6 6
—	54576001	Lens, red (for Lucas 564)	1	88ss and 650ss	6 6
—	54572932	Lens, red (for Lucas 679)	1	All	6 6
—	575219	Nut, for lens (for Lucas 564)	2	88ss and 650ss	9 9
—	572289	Screw, for lens (for Lucas 679)	2	All	10 10
—	575208	Gasket, lens seating (for Lucas 564) (Home)	1	88ss and 650ss	4 4
—	54571677	Gasket, seating lamp (for Lucas 679) ...	1	All	0 0
—	575207	Grommet, bulb holder (for Lucas 564) (Home)	1	88ss and 650ss	6 6
—	57574348	Bulb holder, with reflector (for Lucas 679)	1	All	6 6
—	575209	Bulb holder (for Lucas 564) (Home) ...	1	88ss and 650ss	6 6
—	573825	Grommet, cable entry (for Lucas 564) (Home)	1	88ss and 650ss	6 6
—	380	Bulb, 12v., 216 x w.	1	All P. Tax 8d.	0 0
HORN					
—	030045	Horn, electric (Lucas 8H 70159 B/D)	1	All	9 9
—	23389	Screw, fixing horn	2	All	6 6
—	23410	Washer, fixing screw	2	All	1 1
—	E3221	Nut, fixing screw	2	All	5 5
—	000342	Bolt, fixing horn	2	All	4 4
—	000012	Washer, fixing bolt	2	All	2 2
—	000005	Nut, fixing bolt	2	All	5 5
—	030044	Bracket, for horn	1	All G15 only	9 9
STOP LIGHT					
—	029965	Kit, complete, stop light	1	All G15	19 9
—	029351	Switch, stop light (Lucas 31383 A/B)	1	All	9 6
—	22568	Bracket, stop switch	1	88ss, 650ss, 650/99 and Atlas	2 4
—	22807	Bolt, switch bracket	1	88ss, 650ss, 650/99 and Atlas	1 4
—	000010	Washer, switch bolt	2	88ss, 650ss, 650/99 and Atlas	2 2
—	E3224A	Nut, switch bolt	1	88ss, 650ss, 650/99 and Atlas	5 5

This scan is explicit for non-commercial use and is not intended for financial or material gain by anyone

PLATE No.	PART No.	DESCRIPTION	QTY.	MODEL	PRICE EACH
—	E5278	Pin, fixing	2	88ss, 650ss, 650/99 and Atlas	£ s. d. 9
—	17904	Washer, fixing pin	4	88ss, 650ss, 650/99 and Atlas	3
—	E3221	Nut, fixing pin	2	88ss, 650ss, 650/99 and Atlas	5
—	029831	Screw, fixing switch	2	All G15	1
—	000039	Washer, fixing screw	2	All G15	2
—	20245	Lead, stop tail lamp	1	88ss, 650ss, 650/99 and Atlas	5
—	20248	Lead, brake switch	1	88ss and 650ss	9
—	028250	Cable, stop light	1	All G15	3
—	021595	Bolt, in brake pedal for stop light	1	All G15	3
—	029245	Nut, for brake pedal bolt	1	All G15	3
—	25228	Lead, brake switch	1	650/99 and Atlas	3
ALTERNATOR					
—	54021027	Alternator, rotor and stator	1	All	9 1 0
—	47162A	Stator, only	1	All	5 0 0
—	54213901	Rotor, only	1	All	4 0 0
—	21433	Stud, for stator	3	88ss, 650ss, 650/99 and Atlas	3
—	17698	Washer, for stud	3	88ss, 650ss, 650/99 and Atlas	3
—	E3229	Nut, for stud	3	88ss, 650ss, 650/99 and Atlas	1
A74	20948	Key, for rotor	1	All	3
—	19147	Washer, for rotor	1	88ss, 650ss, 650/99 and Atlas	3
—	20692	Nut, for rotor	1	88ss, 650ss, 650/99 and Atlas	9
—	23738	Spacer, for rotor	1	88ss, 650ss, 650/99 and Atlas	0
—	011826	Stud, for stator	3	All G15	5
—	000012	Washer, for stud	3	All G15	2
—	011843	Nut, for stud	3	All G15	4
—	24948	Washer, for rotor	1	All G15	3
—	24947	Nut, for rotor	1	All G15	9
—	030251	Spacer, for rotor	1	All G15	3
BATTERY					
—	MKZ9E	Battery, with lid (charged but dry)	2	All	2 12 0
—	030351	Link, for batteries	1	All	1 0
—	000348	Bolt, battery-earth	1	All	6
—	000012	Washer, for bolt	1	All	2
RECTIFIER AND ZENER DIODE					
—	49072A	Rectifier (with nut)	1	All	2 7 6
—	000011	Washer, rectifier	1	88ss, 650ss, 650/99 and Atlas	2
—	17698	Washer, rectifier	1	88ss, 650ss, 650/99 and Atlas	3

This section is explicit for non-commercial use and is not intended to be financially binding on anyone

PLATE No.	PART No.	DESCRIPTION	QTY.	MODEL	PRICE EACH
—	015306	Washer, rectifier	2	All G15	£ s. d. 1
—	49345A	Diode, Zener	1	All	2 2 6
—	026656	Bracket, for diode	1	88ss, 650ss, 650/99 and Atlas	4 11
—	030042	Plate, heat sink, for diode	2	All	1 6
—	030043	Spacer, for plate	1	All	9
—	000362	Bolt, for diode	1	88ss, 650ss, 650/99 and Atlas	6
—	014119	Washer, for diode (on tank bolt)	1	88ss, 650ss, 650/99 and Atlas	1
—	014779	Washer, diode bolt	1	88ss, 650ss, 650/99 and Atlas	1
—	000004	Nut, diode bolt	1	88ss, 650ss, 650/99 and Atlas	5
—	042554	Bolt, fixing diode	1	All G15	1 1
—	014515	Spacer, diode bolt	1	All G15	5
—	000011	Washer, diode bolt	1	All G15	2
ELECTRICAL SUNDRIES					
—	31563D	Switch, horn and dipping	1	All	3 4
—	380459	Packing, rubber, for switch	1	All	2 0
—	021299	Screw, for switch	2	All	4
—	762040	Switch, magneto cut-out	1	All	8 6
—	369218	Cable, for horn	R	All	1 9
—	369218	Cable, for cut-out switch	R	All	1 9
—	000543	Cable, H.T. sparking plug	R	All	1 0
—	000541	Terminal, H.T. cable	R	All	5
—	FE100	Plug, sparking	R	88ss, 650ss & 650/99	5 0
—	FE75	Plug, sparking	R	Atlas and all G15	5 0
—	18465	Cover, sparking plug (with suppressor)... ..	R	88ss, 650ss and G15P (Home)	2 6
—	15399	Cover, sparking plug	R	G15P (Export), Atlas and G15CS	3 0
TOOLS					
—	017253	Bag, for tools	1	All	8 5
—	021625	Screwdriver	1	All	1 9
—	017052	Spanner, $\frac{1}{2}$ " \times $\frac{3}{8}$ "	1	All	7 11
—	017248	Pliers, sidecutting	1	All	4 9
—	LTU/07	Lever, tyre	2	All	2 0
—	SBU2/88	Spanner, sparking plug	1	All	2 11
—	SBU2/76	Spanner, box, $\frac{7}{8}$ " \times $\frac{1}{2}$ "	1	All	4 5
—	030459	Bar, tommy, $\frac{7}{8}$ " diameter	1	All	1 6
—	SPLU2/20	Spanner, rocker adjuster	1	All	3 7
—	017053	Spanner, $\frac{3}{8}$ " \times $\frac{3}{8}$ "	1	All	7 6
—	SBU1/183	Spanner, box, wheel nut	1	All	2 6
—	023264	Spanner, shock absorber unit	1	All	1 11
—	015023	Spanner, magneto	1	All	1 1
—	SBU1/74	Spanner, cylinder head	1	All	3 3
—	SBU1/02	Spanner, cylinder head	1	All	2 9
—	19438	Key, Allen, handlebar clip	1	All G15 only	1 8
—	017257	Spanner, $\frac{1}{2}$ " \times $\frac{3}{8}$ "	1	All G15 only	2 10
—	017254	Spanner, dynamo and clutch adjustment	1	All G15 only	1 9

This scan is explicit for non-commercial use and is not intended for financial or material gain by anyone

PLATE No.	PART No.	DESCRIPTION	QTY.	MODEL	PRICE EACH
—	TBU/01	Bar, tommy, $\frac{7}{8}$ " diameter	1	88ss, 650ss, 650/99 and Atlas	8
—	019869	Key, Allen	1	88ss, 650ss, 650/99 and Atlas	1 7
—	SPU1/01	Spanner, cable adjuster	1	650/99 and Atlas	1 10
TOOL KITS					
—	017114	Inflator, tyre	1	All	3 3
—	25299	Kit of tools, complete, less Inflator	1	88ss and 650ss	0 8
—	25307	Kit of tools, complete, less inflator	1	650/99 and Atlas	2 6
—	25308	Kit of tools, complete, less inflator	1	All G15	3 4 8
GASKET SET					
—	25284	Set of decarbonising gaskets	1	88ss, 650ss & 650/99	7 9
—	25285	Set of decarbonising gaskets	1	Atlas	7 7
—	25286	Set of decarbonising gaskets	1	All G15	8 5
—	25287	Set, complete overhaul gaskets	1	88ss, 650ss & 650/99	1 4 8
—	25288	Set, complete overhaul gaskets	1	Atlas	1 4 3
—	25289	Set, complete overhaul gaskets	1	All G15	1 3 10
CRASHBAR, FRONT					
—	25280	Set, crashbar, front complete	1	88ss and 650ss	4 2 6
—	026855	Set, crashbar, front complete	1	All G15	4 5 7 4
—	25011	Bar, only, assembled	1	88ss and 650ss	3 7 8
—	20610	Plate, top fixing	1	88ss and 650ss	2 9
—	25012	Stud, fixing, top	1	88ss and 650ss	1 9
—	000010	Washer, top fixing stud	1	88ss and 650ss	2 2
—	E3224	Nut, top fixing stud	1	88ss and 650ss	2 2
—	026519	Bar, only, assembled	1	All G15	3 10 0
—	026523	Stud, frame uniting	1	All G15	1 7
—	010957	Bolt, top fixing	1	All G15	4 1
—	026525	Spacer, top bolt	2	All G15	3 0
—	000009	Washer, top bolt	2	All G15	3 3
—	000002	Nut, top bolt	1	All G15	6 6
—	029852	Stay, exhaust pipe	2	All G15	3 3
CRASHBAR, REAR					
—	RCBK/10R	Set, crashbar rear, complete	1	88ss and 650ss	3 0
—	030606	Set, crashbar rear, complete	1	All G15	1 8 4
—	23016	Bar, only, left	1	88ss and 650ss	2 0 0
—	23017	Bar, only, right	1	88ss and 650ss	2 6 0
—	23114A	Stud, fixing, top	1	88ss and 650ss	2 9
—	23019	Spacer, crashbar	2	88ss and 650ss	1 0
—	23018	Stud, crashbar and pillion rest	2	88ss and 650ss	1 11
—	029946	Bar, only, assembled, left	1	All G15	2 0 0
—	029947	Bar, only, assembled, right	1	All G15	2 0 0
—	029950	Rear, footrest	2	All G15	5 6
—	042269	Bolt, footrest	2	All G15	1 0
—	000011	Washer, for bolt	2	All G15	2 2
—	029952	Rubber, footrest	2	All G15	2 6

This scan is explicit for non-commercial use and is not intended for financial or material gain by anyone

PLATE No.	PART No.	DESCRIPTION	QTY.	MODEL	PRICE EACH
STEERING DAMPER					
—	030331	Steering, damper, set of parts	1	All	£ s. d. 1 11 0
—	017260	Knob, adjusting	1	All	7 0
—	030323	Sleeve, assembly	1	All	6 9
—	000195	Washer, spring, damper knob	1	All	6
—	000162	Washer, ratchet, damper knob	1	All	5
—	019559	Plate, anchor	1	All	6
—	014577	Bolt, anchor plate	1	All	3
—	000012	Washer, anchor plate bolt	3	All	2
—	000191	Washer, spring, for bolt	2	All	2
—	000812	Disc, friction	2	All	9
—	030326	Stud, draw	1	All	6
—	030327	Spacer, draw stud	1	All	6
—	000342	Bolt, friction plate	1	All	4
—	019780	Spacer, for bolt	1	All	5
—	030333	Nut, top fork stem	1	All	3
SIDECAR FORK CONVERSION					
—	030340	Crown, assembly, with stem	1	88ss, 650ss, 650/99 and Atlas	5 6
—	030402	Lug, handlebar	1	88ss, 650ss, 650/99 and Atlas	3 8
—	15906A	Spring, main, front fork	2	88ss, 650ss, 650/99 and Atlas	10
—	22811	Unit, rear suspension	2	88ss, 650ss, 650/99 and Atlas	2 0
—	T2180A	Sprocket, engine, 17 tooth	1	88ss	1 6
—	T2180C	Sprocket, engine, 19 tooth	1	650ss, 650/99 & Atlas	1 6
—	030331	Set of steering damper parts	1	88ss, 650ss, 650/99 and Atlas	1 0
REVOLUTION COUNTER					
—	030391	Head, only, revolution counter	1	88ss, 650ss, 650/99 and Atlas	3 0
—	030392	Cable, assembled	1	88ss, 650ss, 650/99 and Atlas	6
—	14490	Clip, for cable	1	88ss, 650ss, 650/99 and Atlas	4
—	030384	Bracket, for head	1	88ss and 650ss	0
—	030358	Bracket, for head	1	650/99 and Atlas	8
—	24563	Gearbox, revolution counter	1	88ss, 650ss, 650/99 and Atlas	2 7 6
—	23565	Gasket, for gearbox	1	88ss, 650ss, 650/99 and Atlas	3
—	030164	Lead, for light	1	88ss and 650ss	2 3
—	030435	Lead, for light	1	650/99 and Atlas	2 3
—	23453	Cover, blanking, gearbox	1	All	11 6
—	23649	Disc, sealing, for cover	1	All	5
—	030383	Plate, assembled, speedometer and light switch	1	All	15 6
—	23444	Screw, for revolution counter gearbox or blanking cover	2	All	1 1
—	23446	Washer, fibre, for screw	2	All	1
—	23447	Washer, metal, for screw	2	All	1

The scan is explicit for non-commercial use and is not intended for financial or material gain by anyone.

PLATE No.	PART No.	DESCRIPTION	QTY.	MODEL	PRICE EACH
—	23445	Nut, for screw	2	All	£ s. d. 6
AIR CLEANER					
—	030337	Cleaner, air	1	All	2 10 10
—	23559	Grommet, air cleaner	2	All	0
—	23552	Plate, mounting	1	88ss, 650ss & 650/99	9
—	24572	Plate, mounting	1	All 750	8
—	23555	Sleeve, mounting plate	2	88ss, 650ss & 650/99	8
—	24571	Sleeve, mounting plate	2	All 750	3
—	22034	Bolt, mounting plate	2	All	9
—	17698	Washer, mounting plate bolt	2	All	3
OPTIONAL PARTS					
—	24985B	Mudguard, front, black	1	88ss and 650ss	9
—	25060A	Mudguard, rear, black	1	88ss and 650ss	8
—	23679	Handrail, pillion seat	2	650/99 and Atlas	0
—	22572	Stud, fixing handrail	2	650/99 and Atlas	0
—	20676	Rim, front, light alloy	1	88ss and 650ss	0
—	23842	Rim, rear, light alloy	1	88ss and 650ss	0
—	22971	Seat, single	1	88ss and 650ss	0
—	21183	Clip, spring, single seat	2	88ss and 650ss	7
—	14468	Bolt, single seat clip	2	88ss and 650ss	8
—	040434	Kickstart, folding type	1	88ss and 650ss	3
RACING FOOTCHANGE CONVERSION					
—	23772	Lever, gear change	1	88ss and 650ss	10
—	23774	Lever, toggle	1	88ss and 650ss	0
—	18450	Rubber, gear change lever	1	88ss and 650ss	0
—	15879	Rod, toggle	1	88ss and 650ss	1
—	17356	Yoke end, small	1	88ss and 650ss	2
—	15880	Yoke end, large	1	88ss and 650ss	0
—	E3231	Nut, lock, yoke end	2	88ss and 650ss	2
—	15882	Pin, clevis, yoke end	2	88ss and 650ss	8
—	10057	Washer, clevis pin	2	88ss and 650ss	3
—	18415	Pin, split, clevis pin	2	88ss and 650ss	1
—	16386A	Pedal, rear brake	1	88ss and 650ss	6
—	23773	Stop, adjuster	1	88ss and 650ss	0
—	E5456	Washer, for stop	1	88ss and 650ss	1
—	E3223	Nut, for stop	1	88ss and 650ss	5
—	13421	Screw, pedal adjuster	1	88ss and 650ss	9
—	E3229	Nut, adjuster screw	1	88ss and 650ss	1
—	15870	Footrest, left hand	1	88ss and 650ss	4
—	17162	Footrest, right hand (folding)	1	88ss and 650ss	0
—	15871B	Stud, footrest support, left hand	1	88ss and 650ss	8
—	17163	Stud, footrest support, right hand	1	88ss and 650ss	4
—	E6377	Washer, for stud	2	88ss and 650ss	1
—	15176	Nut, for stud	2	88ss and 650ss	7
—	000008	Washer, for stud, left hand	1	88ss and 650ss	3
—	E6706	Bolt, for right hand footrest	1	88ss and 650ss	2
—	12079	Nut, for bolt	1	88ss and 650ss	5

This can be used for material gain by anyone interested in use and is not intended for sale

T/SIDE

D/SIDE

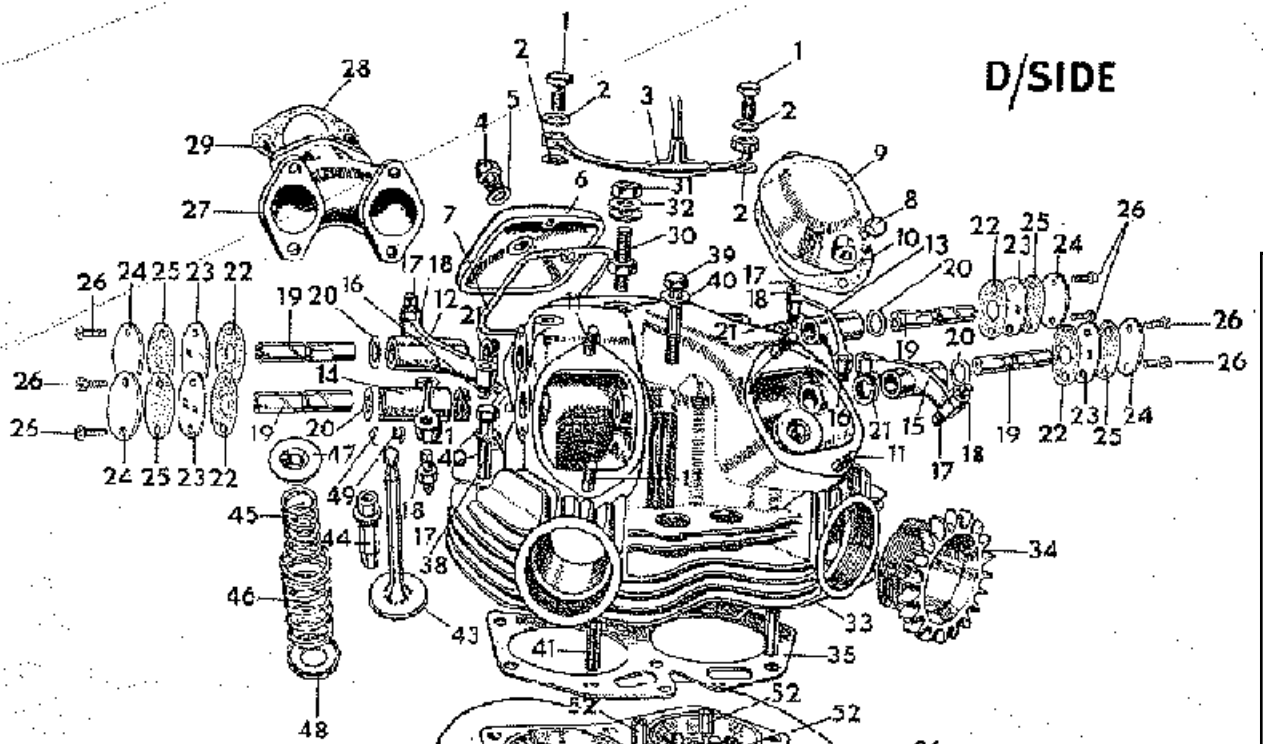
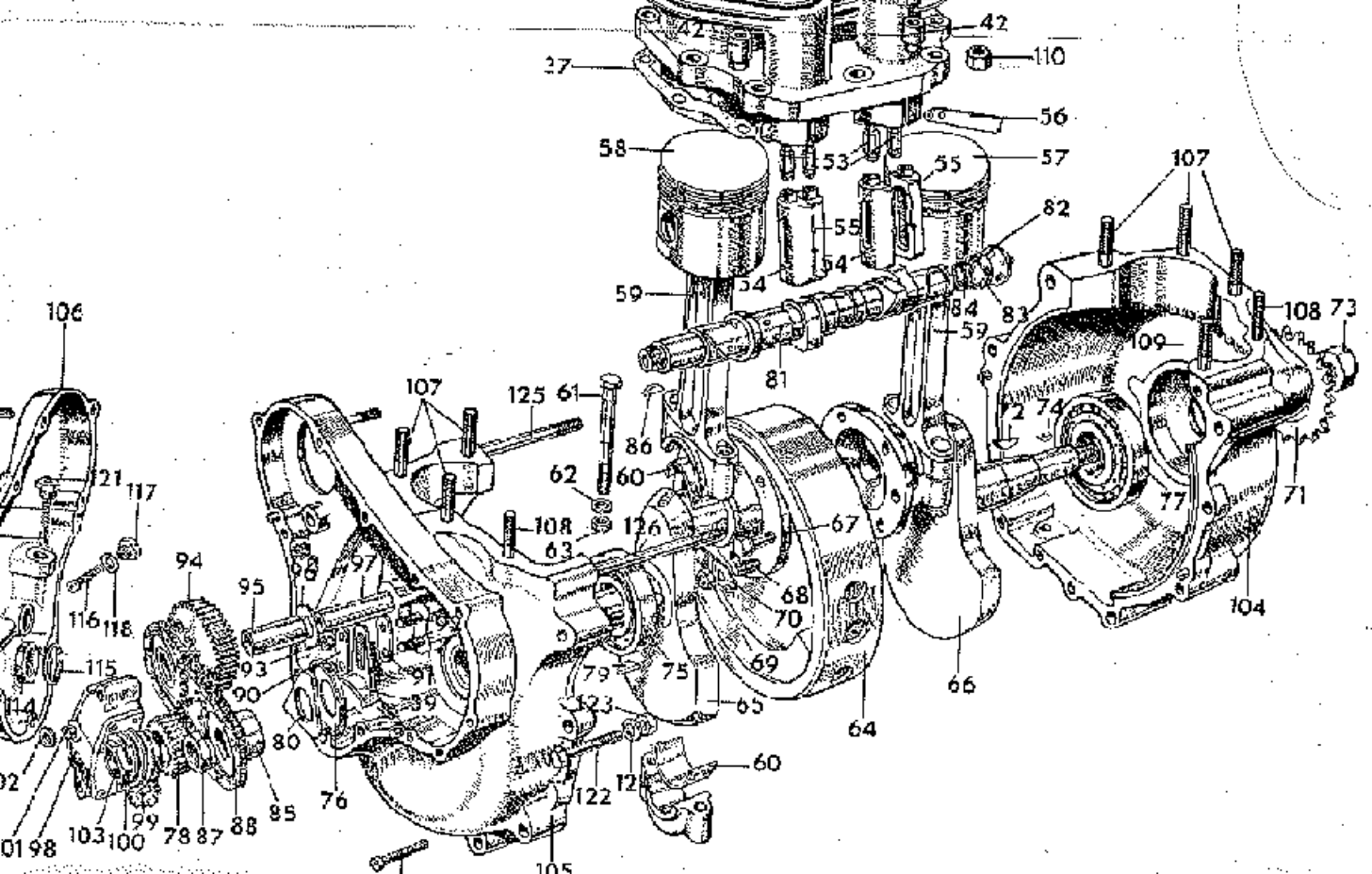


PLATE A



This scan is explicit for non-commercial use and is not intended for financial or material gain by anyone