


1968


NORTON N15-CS 750 SCRAMBLER (MATCHLESS G15CS) — T-O-R-Q-U-E!

Four-stroke engine. Pushrod-actuated overhead valves. Twin cylinders. Displacement — 745cc. Bore and stroke — 73mm x 89mm. Compression ratio — 7.5 to 1. One 1-3/16-inch carburetor. 4-speed, constant mesh gearbox. Dry-type multiplate clutch. Chain primary drive. Front brake — 8-inch internal expanding. Rear brake — 7-inch internal expanding. Duplex-cradle tubular frame. Engine protection plate. Front suspension — oil damped tubular telescopic. Rear suspension — oil-damped swing arm. Wheelbase — 55.5 inches. Weight — 400 pounds. Ground clearance — 6.5 inches. Speedometer and tachometer fitted as standard equipment. Price — \$1360.




NORTON P-11 (MATCHLESS P-11) STANDARD WITH EXOTIC ALLOY FRAME

Four-stroke engine. Pushrod-operated overhead valves. Twin cylinders. Displacement — 745cc. Bore and stroke — 73mm x 89mm. Compression ratio — 7.5 to 1. Two 1-3/16-inch carburetors. Four-speed gearbox. Dry-type multiplate clutch. 7-inch internal expanding brakes. Duplex, cradle-type light alloy tubular frame. Chrome steel fenders. Engine protection plate. Primary drive tachometer. 3/4 racing saddle. Braced Scramble-type bars. Quick-dismount headlight and taillight. Frame-braced folding footpegs. Folding kick starter. Wheelbase — 58 inches. Weight — 380 pounds. Upswept exhaust system. Price — \$1400.




ROYAL ENFIELD INTERCEPTOR A LARGE BUT EXTREMELY FAST TWIN

Four-cycle engine. Twin cylinders. Displacement — 750cc. Pushrod-operated, overhead valves. Bore and stroke — 71mm x 93mm. Compression ratio — 8.5 to 1. Maximum horsepower — 55 at 6000 rpm. Coil ignition. Two 1-3/16-inch carburetors. Fuel tank capacity — 2 1/4 gallons. Dry sump lubrication with 5-pint oil reservoir. Four-speed gearbox. Multiplate clutch. Speedometer and tachometer standard equipment. Wheelbase — 57 inches. 7-inch brakes. Dunlop K70 tires. Chrome fenders. Weight — 420 pounds. Dual saddle. Single down-tube, cradle-type frame. Top speed — 120 mph. Price — \$1395.




v




**MATCHLESS CHROME SPORT
RELIABLE ROAD TWIN — HI TORQUE**

Four-stroke engine. Pushrod-actuated overhead valves. Twin cylinders. Displacement — 745cc. Bore and stroke — 73mm x 89mm. Compression ratio — 7.5 to 1. Twin 1-3/16-inch carburetors. Four-speed gearbox. Dry-type multiplate clutch. Chain primary drive. Front suspension — oil damped tubular telescopic. Rear suspension — oil damped swing arm. Front brake — internal expanding 8 inch. Rear brake — internal expanding 7 inch. Duplex, cradle-type tubular frame. Dual exhaust system. Wheelbase — 55.75 inches. Ground clearance — 5.5 inches. Weight — 395 pounds. Dual seat. Folding rear footpegs. Price — \$1360.




**MOTO GUZZI V7
TRUE GRAND TOURING MACHINE**

Four-cycle engine. Twin "V" 90 degree cylinders. Displacement — 703cc. Bore and stroke — 80mm x 70mm. Compression ratio — 9 to 1. Maximum horsepower — 50 at 6300 rpm. Two 29mm carburetors. Gear-type oil pump. Wet sump lubrication system. Oil reservoir capacity — 3 1/4 quarts. Fuel tank capacity — 5 1/4 gallons. Battery and coil ignition system. 12-volt battery ignition. 12-volt automotive-type starter motor. Dual saddle. Folding passenger footpegs. Dry two-plate automotive-type clutch. Four-speed gearbox. Completely enclosed shaft drive. Top speed — 105 mph. Price — \$1439 fob N.Y.




**NORTON COMMANDO 750
AN ALL-NEW SLANT TWIN CONCEPT**

Four-stroke engine. Pushrod-operated overhead valves. Twin parallel cylinders. Displacement — 745cc. Bore and stroke — 73mm x 89mm. Rubber-mounted engine. Dry sump lubrication system. Four-speed gearbox. Multiplate dry clutch. Duplex, cradle-type tubular frame. Front suspension — oil damped tubular telescopic. Rear suspension — oil damped swing arm. Fiberglass 3.8-gallon gas tank. Fiberglass dual seat base and rear fender. Dual carburetors. 12-volt coil-capacitor ignition system. 12-volt battery lighting system. Dual exhaust system. 8-inch internal expanding brakes. Top speed in standard form — 110 mph. Top speed with hop-up kit — 150 mph. Price to be announced.




KAWASAKI 250 ROAD RACER A1-R **125 MPH RIGHT OUT OF THE BOX**

Two-stroke engine. Rotary valve induction. Twin cylinders. Displacement — 247cc. Bore and stroke — 53mm x 56mm. Compression ratio — 8 to 1. Maximum horsepower — 40 at 9500 rpm. Magneto ignition. 5.3-gallon fuel tank. Front and rear suspension oil damped. Front suspension — tubular telescopic. Rear suspension — swing arm. 5-speed, close ratio, constant mesh transmission. Wet multiplate clutch. Internal expanding brakes. Pressure lubrication to engine bearings. Weight — 240 pounds. Price — \$1300.




MAICO 360 ENDURO **A BIKE FOR THE REAL ENTHUSIAST**

Two-stroke engine. Piston-port induction. Single cylinder. Displacement — 360cc. Bore and stroke — 77mm x 76mm. Compression ratio — 10 to 1. Carburetor — 30mm. Maximum horsepower — 42 at 6250 rpm. Four-speed, constant mesh gearbox. Multiplate clutch. Double down-tube, tubular cradle-type frame. Oil-damped front and rear suspension. Front suspension — tubular telescopic with 7 inches travel. Rear suspension — swing arm. Side stand. Three-quarter saddle. Engine protection plate. 6½-inch brakes. Weight — 245 pounds. Top speed — 90 mph. Price — \$1038.




MATCHLESS G80CS **A SUPERB OFF-THE-ROAD MACHINE**

Four-stroke engine. Overhead valves. Displacement — 497cc. Bore and stroke — 86mm x 85.5mm. Compression ratio — 8.7 to 1. 1-3/16-inch carburetor. Heavy-duty air filter. Four-speed gearbox. Multiplate clutch. Double down-tube, cradle-type frame. Deep suspension. Engine protection plate. Upswept exhaust system. 7-inch brakes. Wheelbase — 56 inches. Weight — 381 pounds. Aluminum alloy fenders. Rubber-mounted gas tank. Dual saddle. Ground clearance — 8.5 inches. Maximum horsepower — 36 at 7200 rpm. Magneto ignition. Ready for the dirt. Price — \$1160.




MONTESA LA CROSSE **FAST SCRAMBLER WITH PRECISE HANDLING**



Two-cycle engine. Piston-port induction. Single cylinder. Displacement — 247cc. Bore and stroke — 72.5mm x 60mm. Carburetor — 30mm. Compression ratio — 11 to 1. Maximum horsepower — 30 at 7000 rpm. 6-inch internal expanding brakes. Oil-damped front and rear suspension. Four-speed, constant mesh gearbox. Wet multiplate clutch. Magneto ignition. ¾ racing saddle. Aluminum alloy wheels and fenders. Tuned, upswept exhaust system. Claimed dry weight — 210 pounds. Wheelbase — 52 inches. Price — \$820.




KAWASAKI W2SS COMMANDER / Four-stroke engine. Pushrod-actuated overhead valves. Twin cylinder. Displacement—624cc. Bore and stroke—2.91" x 2.86". Compression ratio—9:1. Two 26mm carburetors. Four-speed constant mesh gearbox. Maximum horsepower—53 at 7000 rpm. Duplex cradle-type tubular frame. Battery-powered ignition and lighting system. Dry sump lubrication. Needle bearing big end. Big valves. Pleated dual seat. Folding passenger pegs. Kick starter. Wheelbase—55.7 inches. Weight—398 pounds. Top speed—115 mph. Price—\$1295.



KAWASAKI W2TT COMMANDER / Four-stroke engine. Pushrod-actuated overhead valves. Twin cylinder. Displacement—624cc. Bore and stroke—2.91" x 2.86". Compression ratio—9:1. Four-speed constant mesh gearbox. Maximum horsepower—53 at 7000 rpm. Two 26mm carburetors. Duplex cradle-type tubular frame. Needle bearing big end. Upswept cross-over exhaust system. Multiplate clutch. Wheelbase—55.7 inches. Weight—398 pounds. Telescopic oil damped front suspension. Oil damped swing arm rear suspension. Top speed—115 mph. Price—\$1325.



MATCHLESS G15CS 750 SCRAMBLER / Four-stroke engine. Pushrod-actuated overhead valves. Twin cylinder. Displacement—745cc. Bore and stroke—73mm x 89mm. Compression ratio—7.5:1. Twin 1 $\frac{3}{16}$ " Amal carburetors. Four-speed gearbox. Dry-type multiplate clutch. Front suspension—oil damped tubular telescopic. Rear suspension—oil damped swing arm. Brakes—8 inches front, 7 inches rear. Duplex cradle-type tubular frame. Wheelbase—57.5 inches. Weight—400 pounds. Dual seat. Folding rear pegs. Price—\$1360.



MOTO GUZZI V7 / Four-stroke engine. Twin "V" 90-degree cylinder. Displacement—704cc. Bore and stroke—80mm x 70mm. Compression ratio—9:1. Twin 29mm Dell'Orto carburetors. Maximum horsepower—50 at 6000 rpm. Four-speed gearbox. Brakes—10 inches front and rear. Wheelbase—57 inches. Completely enclosed shaft drive. Weight—490 pounds. Gear-type oil pump. Wet sump lubrication. Battery and coil ignition system. Fuel tank capacity—5 $\frac{1}{4}$ gallons. Automotive-type 12-volt starter motor. Top speed—108 mph. Price—\$1439.