


MATCHLESS

45 CUBIC INCH VERTICAL TWIN

AVAILABLE AT YOUR
DEALER NOW...

for 1963



750cc G-15 features 13 changes for 1963

3.50" x 19" Ribbed front tire. Re-designed fuel tank. Streamlined toolbox. Re-styled dual seat. New style oil tank. New license plate bracket incorporating larger tail and


stop light. Re-designed rear frame with front sloping shock absorbers. Re-styled dual mufflers for increased capacity and efficiency. Re-designed brakes and hubs

giving larger braking area. Choice of chainguard or chaincase. Folding kick-starter. Chrome fenders. Quickly detachable rear wheel.

The true sports rider will find this Matchless model, with its sleek tank, sport type fenders, rugged and reliable 650cc OHV engine a perfect "off the road" mount. High bars, knobby tires, Siamese exhaust pipes are additional "extras" for which no additional charge is made.


The G-80CS—a 500cc single in full "scrambles" trim, with knobby tires, special fenders and high bars is fitted with a powerful OHV engine that delivers blazing performance.

1963 G-12 CS



650cc O.H.V. Vertical twin, Alloy engine, Magneto, Sports type fuel tank. New muffler and Air cleaner.

1963 G-12 CSR



650 O.H.V. Vertical twin, Alloy eng. Magneto, Twin exhaust pipes and muffler, Dual carburetors, Tachometer.

For a combination sports and touring model this 650cc Matchless with its smooth and dependable engine will take "two up" at exciting speeds along America's super highways. Chrome plated fenders, dual exhaust pipes and mufflers, re-designed dual-seat, large, re-designed fuel tank with recessed panels rubber padded for additional control. Dual carbs for extra power. Available with Western style handlebars.

Write — for descriptive literature
and detailed technical data.

SEE YOUR AUTHORIZED MATCHLESS DEALER TODAY



J B Matchless Corp.

PLANT ROAD • HASBROUCK HEIGHTS • NEW JERSEY