



RIDE MATCHLESS IN 1960

ON THE ROAD




TRAILBLAZER




PATHFINDER

- PATHFINDER** 250c.c. Overhead valve, oversquare engine. Cruises comfortably 60 to 70 M.P.H. Red tank. Red fenders. New larger capacity tank. Roll on stand. Modified headlamp mounting. Two level twin seat.
- TYPHOON** 600c.c. Single cylinder machine. Equipped with lights and muffler. A potent sports machine.
- TOMAHAWK** 500c.c. Overhead valve twin. In road trim. Color - black. New twin tube cradle frame. Two level twin seat provides lower riding position. Pillion footrests.
- TRAILBLAZER** 650c.c. Road twin. Two two-tone paint combinations and black. Twin exhaust pipes. Megaphone type mufflers. New twin tube cradle frame. Two level twin seat. Pillion footrests. Stoplight.
- PINTO** 150c.c. brand new road equipped motorcycle. Semi-enclosed. New high performance engine and heavy duty transmission. Color - red and grey.
- PAPGOOSE** 150c.c. Scooter. Fully enclosed. Fine appearance. Three-speed transmission and good performance.
- Indian CHIEF** An improved 700c.c. engine with altered crankshaft, rods and pistons which, with dynamically balanced crankshaft, is designed to materially reduce vibration. New toolbox and new longer, wider handlebars. New larger capacity generator. Improved front wheel brake drum with smoother brakes.
- Indian PATROL CAR** A much improved model for 1960.

IN THE ROUGH



ARROW



APACHE
(SCRAMBLER)

- ARROW** 250c.c. High performance scrambler. Detachable headlight. Air cleaner. Red tank. Black saddle. Close ratio gearbox. Larger valves for even improved performance. Strengthened and improved gearbox, gears and shafts. Improved and strengthened crankpin and brake anchor plate.
- WOODSMAN** 500c.c. Single cylinder machine. Universal machine for enduros, scrambles and road. Equipped with full lighting equipment, muffler, 3 gallon red gas tank. 1-3/16" Monobloc carburetor. New larger port racing type cylinder head. New twin tube cradle frame. New cast aluminum primary chaincase.
- WESTERNER** 500c.c. Single cylinder competition machine. No lighting equipment. No mufflers. 3 gallon red enamel gas tank. 3.50 x 19 Trials Universal front tire and 4.00 x 19 Knobby rear tire. New larger port racing cylinder head. Larger capacity air cleaner. Twin tube cradle frame. Close ratio gearbox. G. P. carburetor.
- APACHE** 650c.c. Competition machine. Equipped with dual pipes. Megaphone mufflers. Detachable headlight. 3 gallon gas tank, red with chrome plated panels. Road gearing. 3.25 x 19 ribbed front tire. 3.50 x 19 Universal rear tire. A high performance machine. New cylinder heads and valves. New twin tube cradle frame. Close ratio gearbox.

HEADQUARTERS

THE INDIAN CO.
29 WORTHINGTON ST.
SPRINGFIELD, MASS.



THE *Indian* CO.

SPRINGFIELD, MASSACHUSETTS

Division of Associated Motor Cycles LTD

WESTERN DIVISION

THE INDIAN CO.
107 W. VALENCIA AVE
BURBANK, CALIF.