



October, 1958 .

LIST No. 521 (Issue No. 3)

Spare Parts List
for all Models of
AMAL TWIST GRIPS

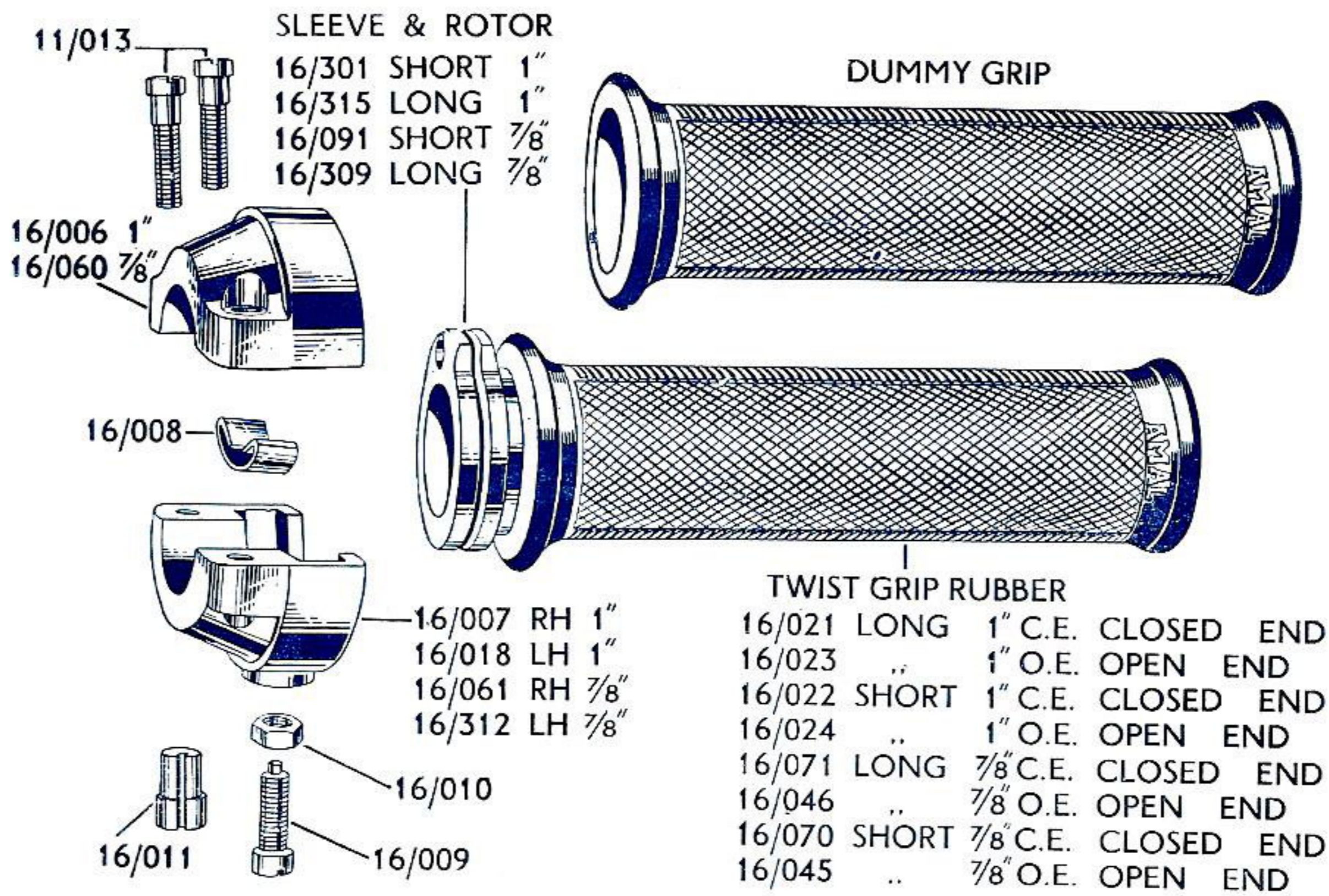
**as used on Touring, Racing and
Sports Motor Cycles, including
Lightweight Machines and motor
assisted Pedal Cycles**

**AMAL LTD., HOLDFORD ROAD, WITTON,
BIRMINGHAM 6, ENGLAND**

Phone : Birmingham, BIRchfields 4571.
(P.B.X. 6 lines)

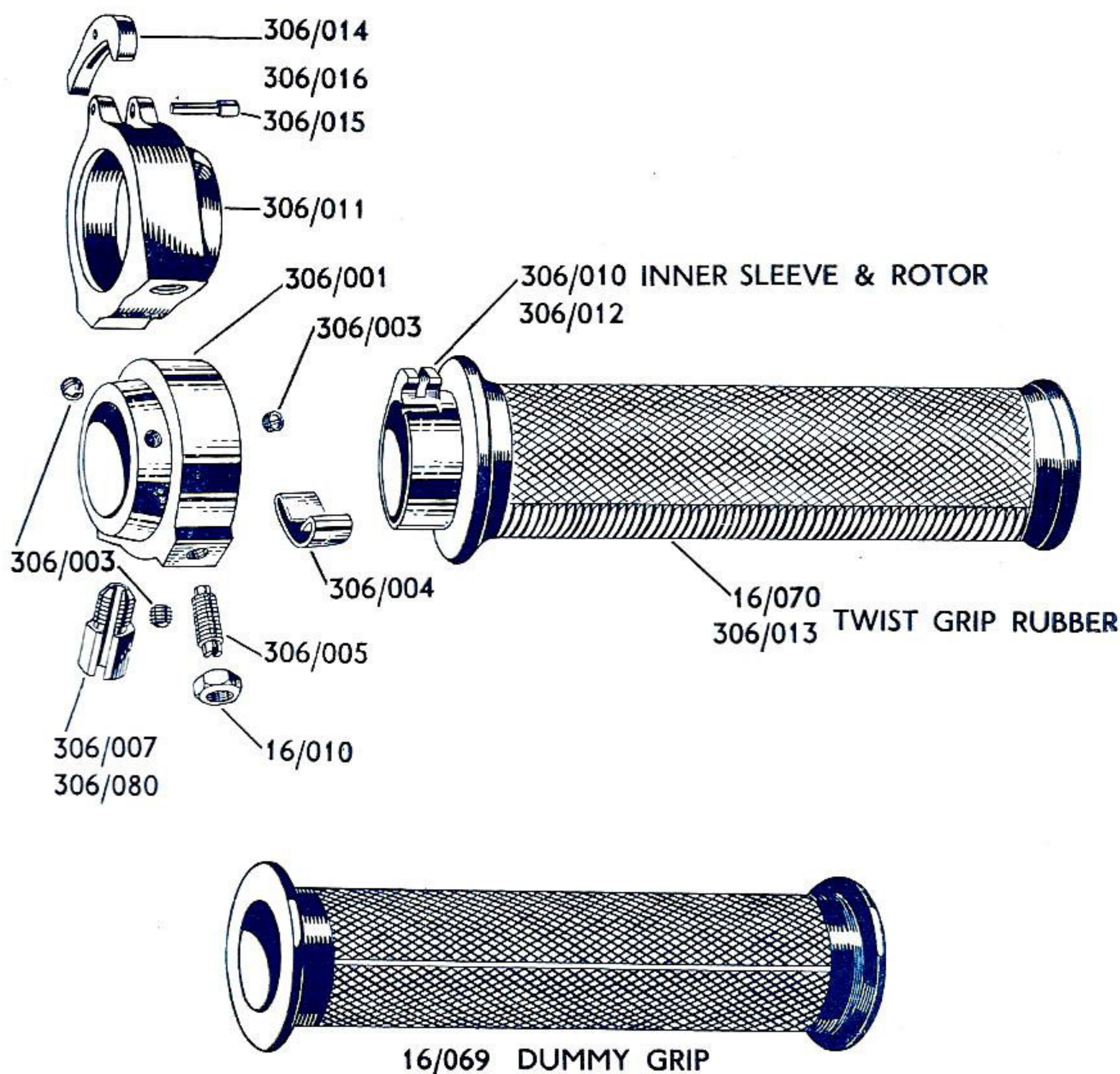
Telegrams : "AMALCARB, 'PHONE,
BIRMINGHAM."

Amal Type 16 Standard Twist Grip



RIGHT HAND (To open inwards on RIGHT HAND BAR)	1" diameter BAR		7/8" diameter BAR	
	LONG 7 3/8" OA	SHORT 6" OA	LONG 7 3/8" OA	SHORT 6" OA
Twist Grip complete	16/102	16/100	16/421	16/417
Dummy Rubber (Closed End)	16/039	16/040	16/074	16/069
Dummy Rubber (Open End)	16/039	16/044	16/073	16/072
Twist Grip Rubber (Closed End) ..	16/021	16/022	16/071	16/070
Twist Grip Rubber (Open End)	16/023	16/024	16/046	16/045
Body, Top Half	16/006	16/006	16/060	16/060
Body, Bottom Half	16/007	16/007	16/061	16/061
Body Clamp Screws	11/013	11/013	11/013	11/013
Friction Spring	16/008	16/008	16/008	16/008
Screw for Friction Spring	16/009	16/009	16/009	16/009
Nut for Screw for Friction Spring ..	16/010	16/010	16/010	16/010
Cable Stop	16/011	16/011	16/011	16/011
Inner Sleeve and Rotor complete ..	16/315	16/301	16/309	16/091
Nipple for Wire	12/034	12/034	12/034	12/034
LEFT HAND (To open inwards on LEFT HAND BAR)				
Twist Grip Complete	16/110	16/108	16/123	16/119
Dummy Rubber (Closed End)	16/039	16/040	16/074	16/069
Dummy Rubber (Open End)	16/039	16/044	16/073	16/072
Twist Grip Rubber (Closed End) ..	16/021	16/022	16/071	16/070
Twist Grip Rubber (Open End)	16/023	16/024	16/046	16/045
Body, Top Half	16/006	16/006	16/060	16/060
Body, Bottom Half	16/018	16/018	16/312	16/312
Body Clamp Screws	11/013	11/013	11/013	11/013
Friction Spring	16/008	16/008	16/008	16/008
Screw for Friction Spring	16/009	16/009	16/009	16/009
Nut for Screw for Friction Spring ..	16/010	16/010	16/010	16/010
Cable Stop	16/011	16/011	16/011	16/011
Inner Sleeve and Rotor complete ..	16/315	16/301	16/309	16/091
Nipple for Wire	12/034	12/034	12/034	12/034

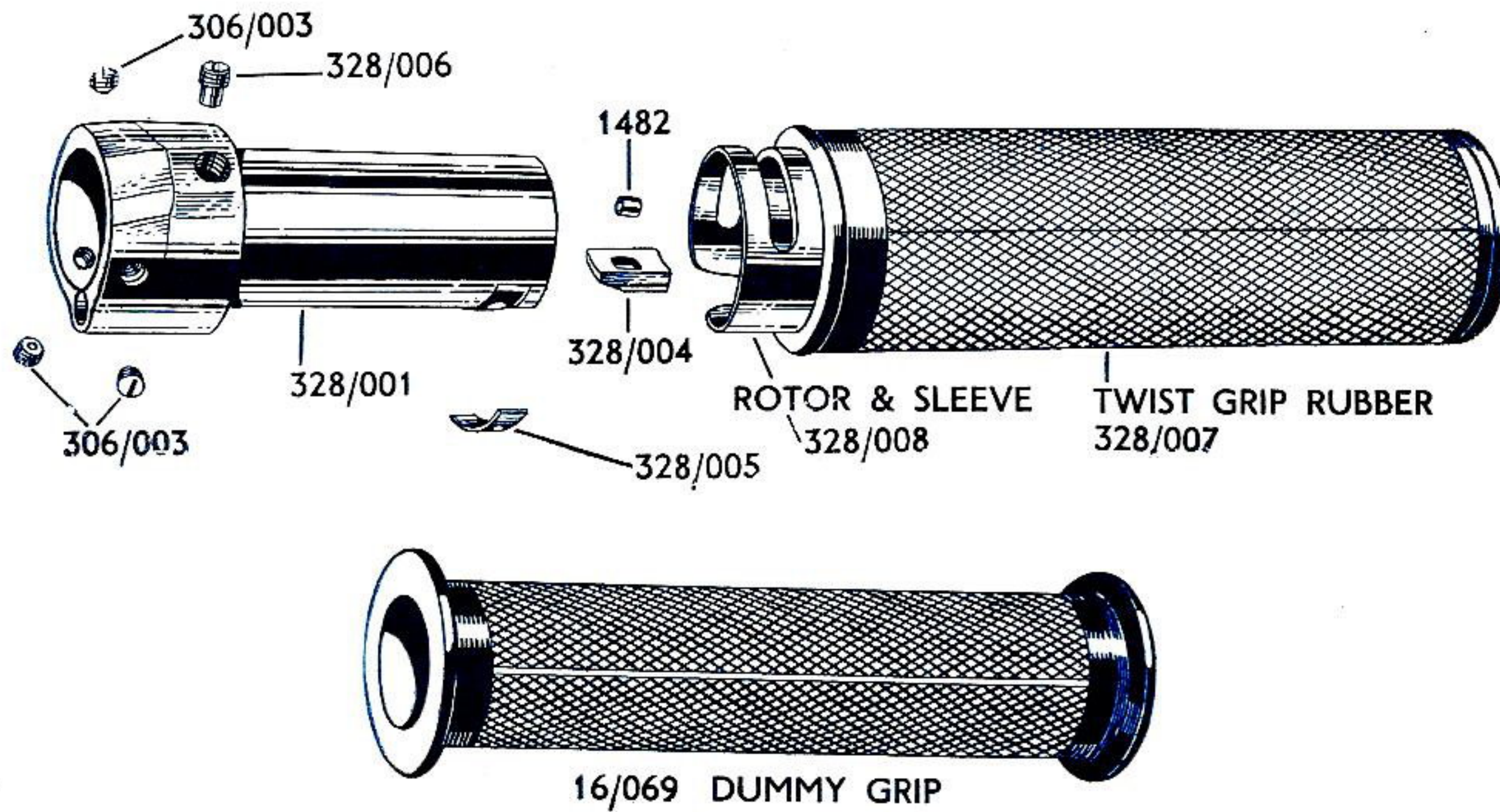
Amal Type 306 Lightweight Twist Grip



FOR $\frac{7}{8}$ INCH OR 22 m/m. DIAMETER BAR. $5\frac{1}{2}$ INCHES OVERALL LENGTH.
To open inwards on Right Hand Bar.

Component	Part No.	Part No.	Part No.	Part No.
Twist Grip complete	306/1	306/2	306/3	306/4
Twist Grip, Plastic	16/070	306/013	306/013	306/013
Dummy Grip	16/069	306/017	306/017	306/017
Body	306/001	306/011	306/001	306/001
Body Grub Screw	306/003	306/003	306/003	306/003
Friction Spring	306/004	306/004	306/004	306/004
Screw for Friction Spring	306/005	306/005	306/005	306/005
Nut for Screw for Friction Spring	16/010	16/010	16/010	16/010
Cable Stop	306/007	306/080	306/007	306/021
Inner Sleeve and Rotor	306/010	306/012	306/020	306/020
Nipple for Wire	306/008	355/015	306/008	306/008
Trigger	—	306/014	—	—
Trigger Pivot	—	306/015	—	—
Trigger Return Spring	—	306/016	—	—
Cable Adjuster	—	—	—	308/041
Cable Adjuster Locknut	—	—	—	308/042

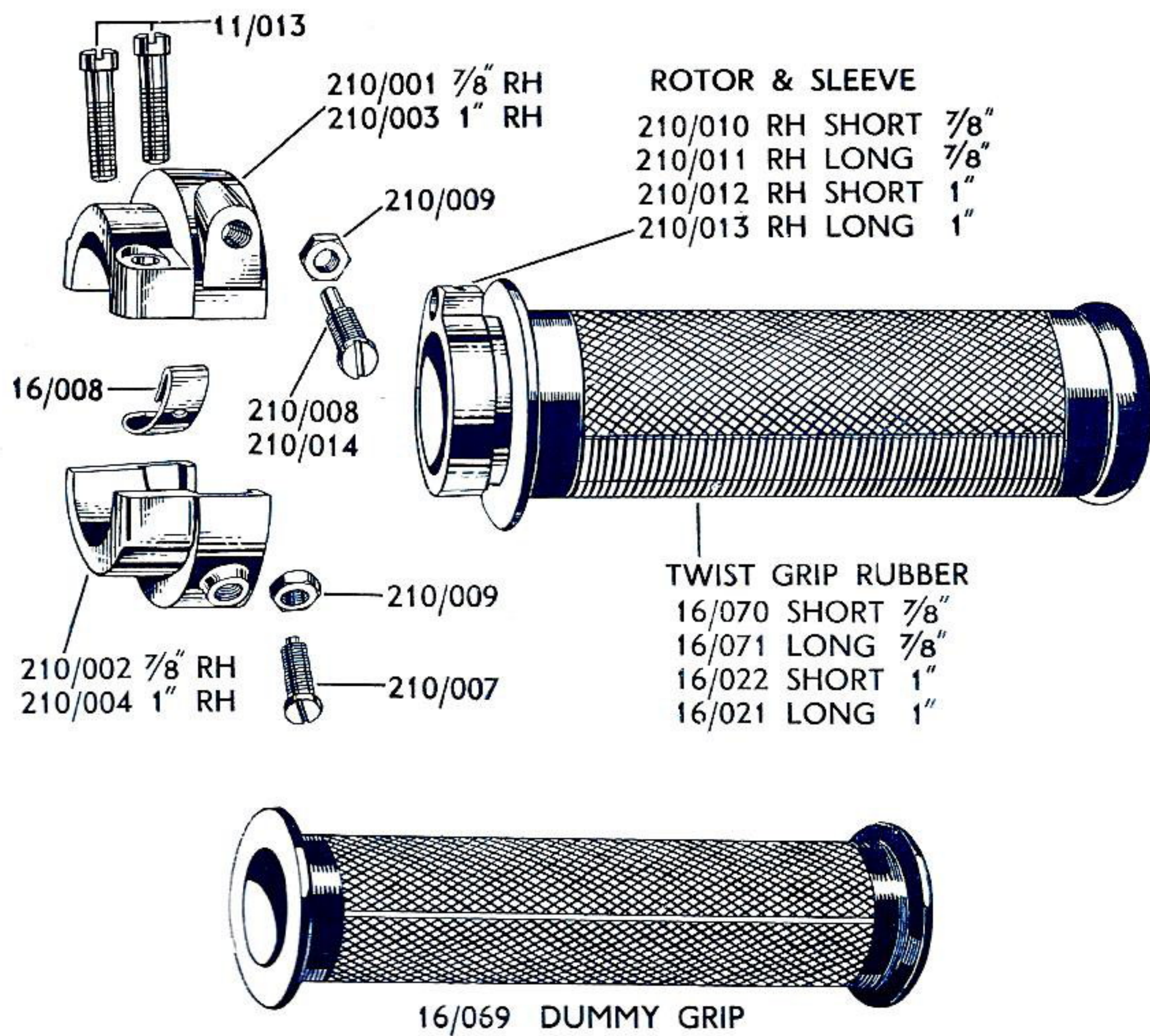
Amal Type 328 Straight Pull Twist Grip



FOR $\frac{7}{8}$ INCH BAR.

	Part No.
Twist Grip Complete	328/1
Body	328/001
Grip, Plastic	328/007
Friction Spring	328/005
Body Grub Screw	306/003
Nipple Slide	328/004
Helix Tube and Sleeve	328/008
Rotary Stop Screw	328/006
Nipple	15/1625
Dummy Grip	16/069

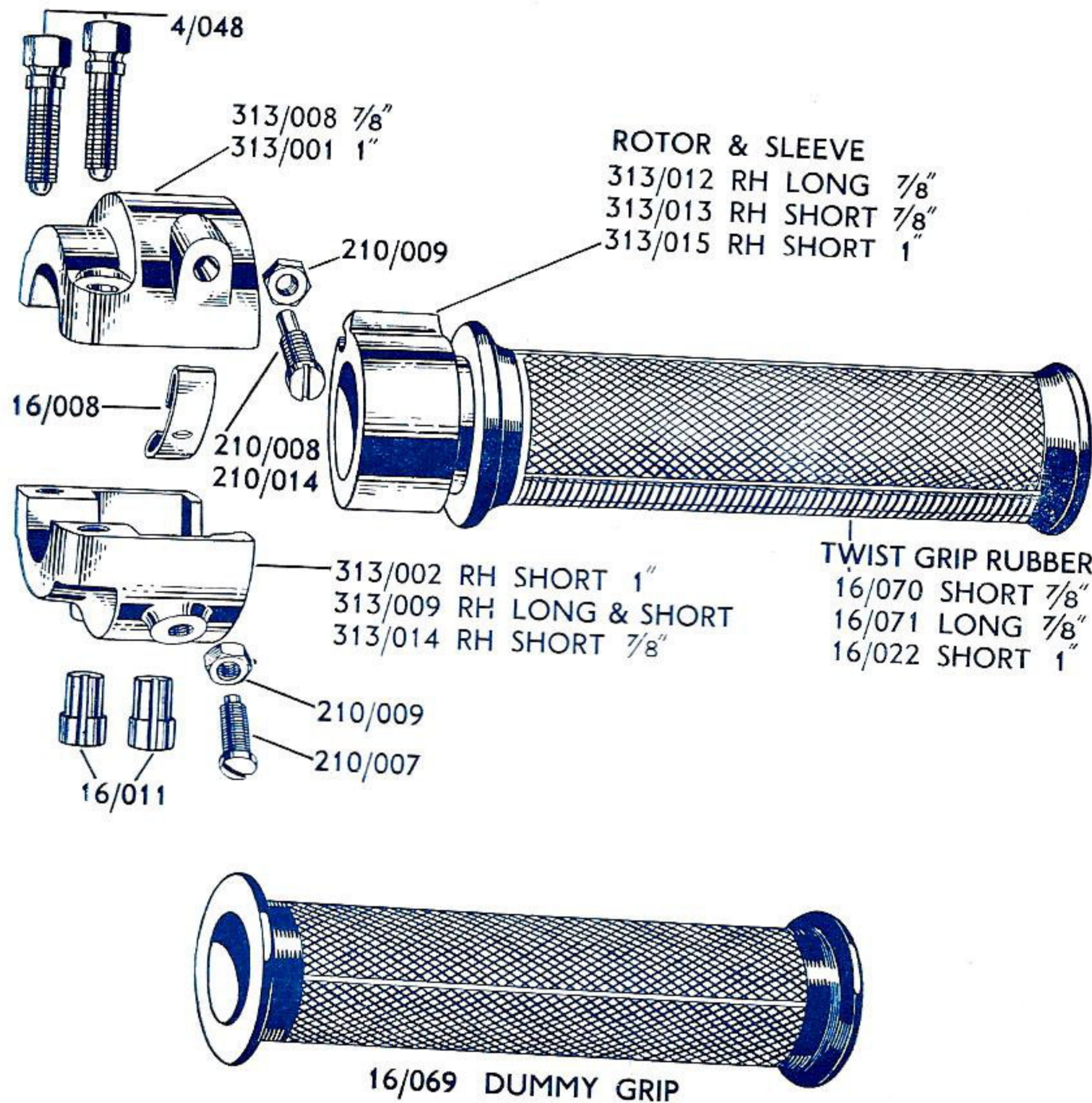
Amal Type 210 Positive Stop Racing Twist Grip



FOR $\frac{7}{8}$ INCH AND 1 INCH DIAMETER BARS. RIGHT HAND ONLY.

	$\frac{7}{8}$ " Short	$\frac{7}{8}$ " Long	1" Short	1" Long
Twist Grip Complete	210/101	210/102	210/103	210/104
Body, Top Half	210/001	210/001	210/003	210/003
Body, Bottom Half	210/002	210/002	210/004	210/004
Rotor and Sleeve	210/010	210/011	210/012	210/013
Rubber Grip	16/070	16/071	16/022	16/021
Friction Spring	16/008	16/008	16/008	16/008
Friction Spring Screw	210/007	210/007	210/007	210/007
Adjusting Stop Screw (For $1\frac{1}{16}$ " to $1\frac{3}{16}$ " bore carburetter)	210/008	210/008	210/008	210/008
Adjusting Stop Screw (For $1\frac{1}{8}$ " to $1\frac{3}{8}$ " bore carburetter)	210/014	210/014	210/014	210/014
Adjusting Stop Screw (For $1\frac{1}{4}$ " to $1\frac{9}{32}$ " bore carburetter)	210/024	210/024	210/024	210/024
Locknut for Spring Adjusting and Rotor Stop	210/009	210/009	210/009	210/009
Body Screws	11/013	11/013	11/013	11/013
Cable Nipple	12/034	12/034	12/034	12/034

Amal Type 313 Positive Stop Twist Grip Double Rotor (for Twin Cables)

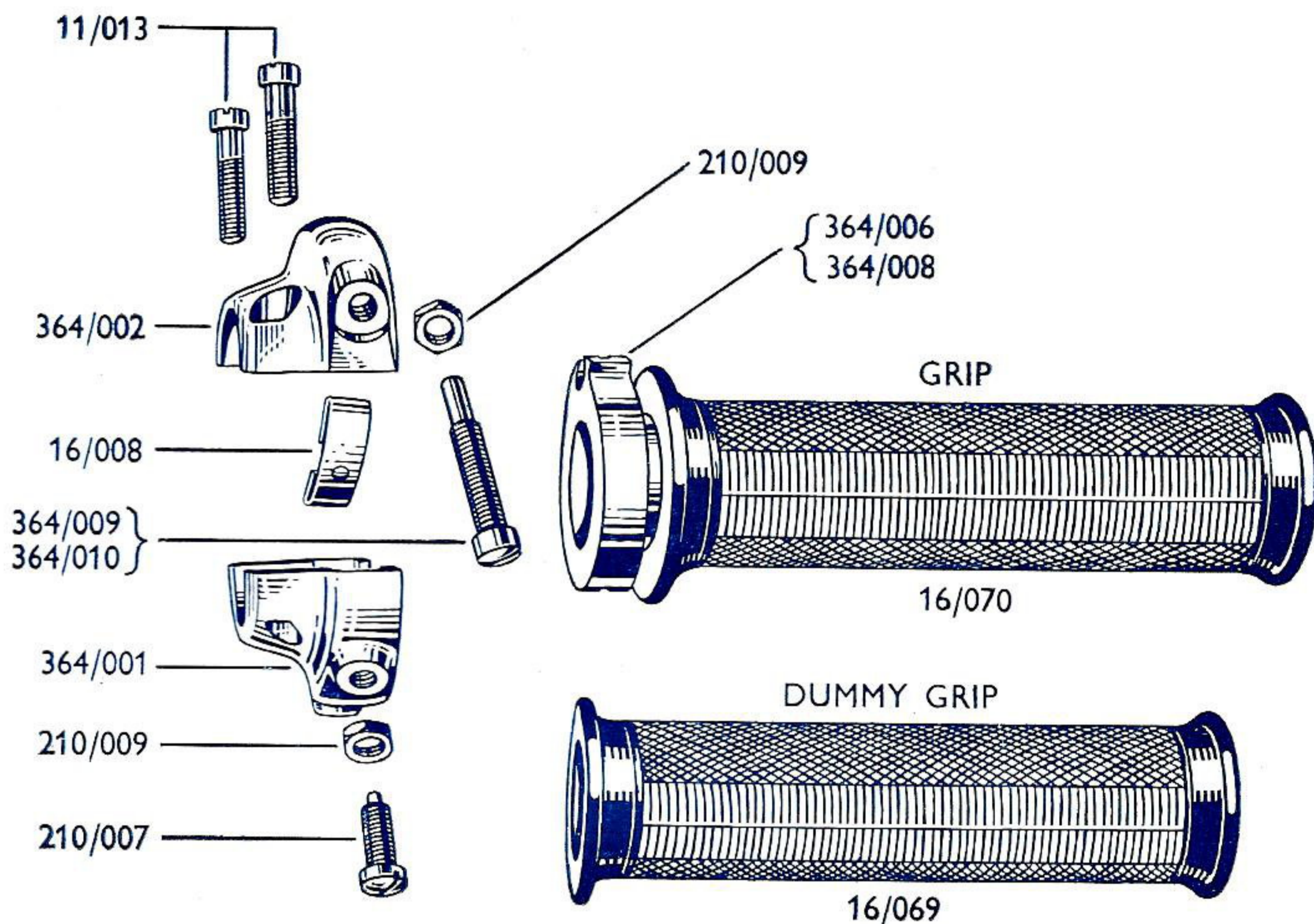


FOR $\frac{7}{8}$ INCH AND 1 INCH DIAMETER RIGHT HAND BAR ONLY.
(Supplied with or without stops).

	$\frac{7}{8}$ " Long	$\frac{7}{8}$ " Short	$\frac{7}{8}$ " Short	1" Short	1" Long
Twist Grip Complete	313/1	313/2	313/3	313/4	313/5
Twist Grip Rubber	16/071	16/070	16/070	16/022	16/021
Body, Top Half	313/008	313/008	313/008	313/001	313/001
Body, Bottom Half	313/009	313/009	313/014	313/002	313/002
Rotor Sleeve and Rotor	313/012	313/013	313/013	313/015	313/017
Clamp Bolts	4/048	4/048	4/048	4/048	4/048
Friction Spring	16/008	16/008	16/008	16/008	16/008
Spring Adjuster	210/007	210/007	210/007	210/007	210/007
Locknut for Spring Adjuster and Rotor Stop	210/009	210/009	210/009	210/009	210/009
Cable Stop	16/011	16/011	16/011	16/011	16/011
Cable Nipple	18/566	18/566	18/566	18/566	18/566
Rotor Stop Screw (For $1\frac{1}{16}$ " to $1\frac{3}{16}$ " bore Carburetters)	210/008	210/008	—	210/008	210/008
Rotor Stop Screw (For $\frac{15}{16}$ " to $1\frac{3}{16}$ " bore carburetters)	210/014	210/014	—	210/014	210/014
Rotor Stop Screw (For $1\frac{1}{4}$ " to $1\frac{9}{32}$ " bore carburetters)	210/024	210/024	—	210/024	—

Amal Type 364 Positive Stop Twist Grip

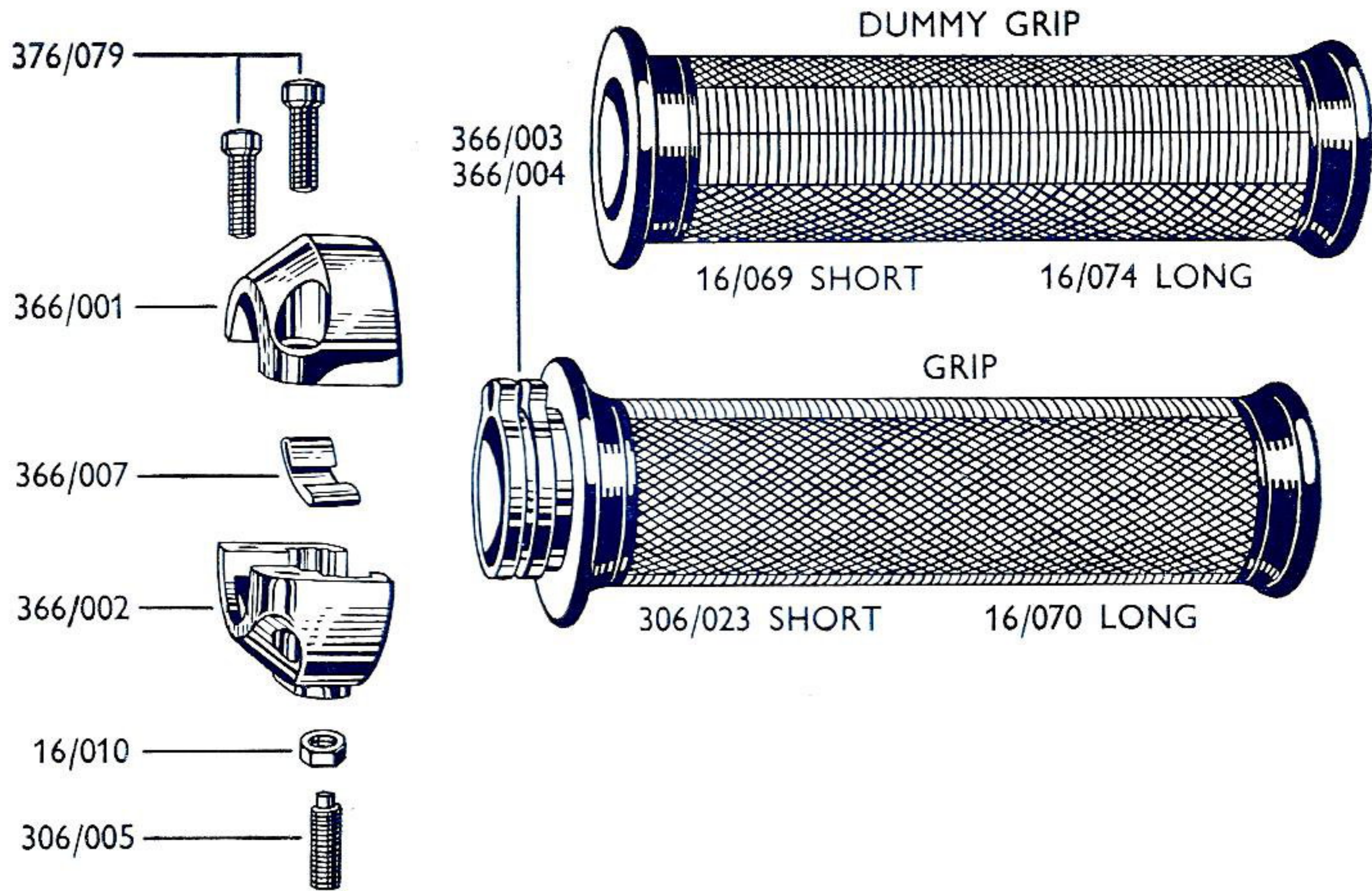
For Types T3, T5, T10 and T15 Carburetors.



FOR $\frac{7}{8}$ INCH DIAMETER BAR. R.H. ONLY. SHORT 5 INCH.

Component	Short T/G for T10 & T15 Carbs.	Short T/G for T3 & T5 Carbs.
Twist Grip complete	364/1	364/2
Body, Top Half	364/002	364/002
Body, Bottom Half	364/001	364/001
Rotor Sub-Assembly	364/008	364/006
Friction Spring	16/008	16/008
Grip	16/070	15/070
End Plug	210/022	210/022
Body Screws	11/013	11/013
Friction Spring Screw	210/007	210/007
Locknuts	210/009	210/009
Adjusting Stop Screw	364/010	364/009
Cable Nipple	12/034	12/034
Dummy Grip	16/069	16/069

Amal Type 366 Standard Twist Grip

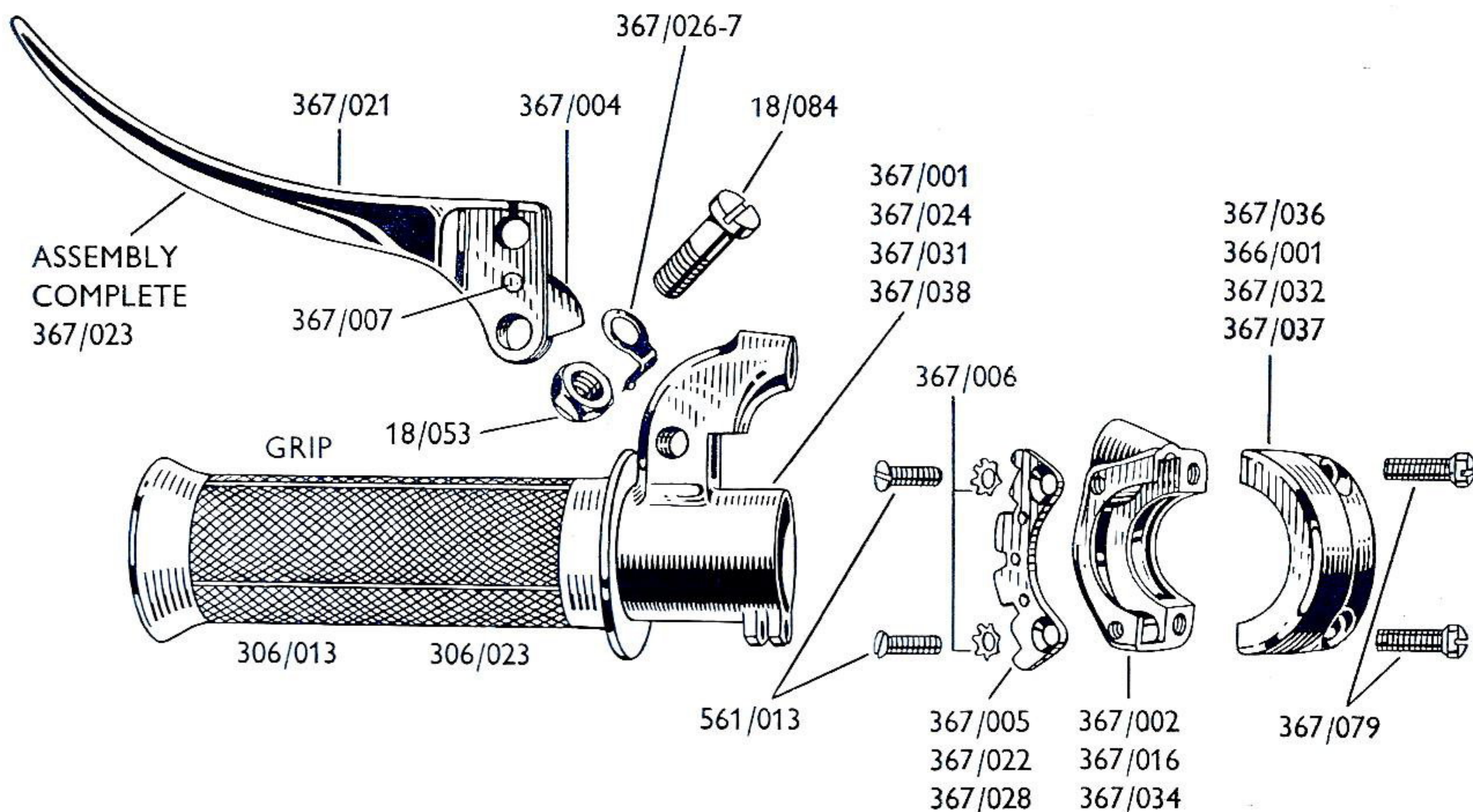


FOR $\frac{7}{8}$ INCH DIAMETER BAR. R.H. ONLY. SHORT 4 INCH. LONG 5 INCH.

Component	Long T/G	Long T/G	Short T G	Long T G
Twist Grip, complete	366 1	366 2	366 3	366/4
Body Top Half	366 001	366 001	366 001	366/001
Body Bottom Half	366 002	366 002	366 002	366/002
Rotor	366 004	366 004	366/003	366/004
Cable Nipple	366 005	366/005	366/005	366/005
Friction Spring	366 007	366/007	—	366/007
Adjusting Screw	306 005	306/005	—	306/005
Securing Screws	376/079	376/079	376/079	376/079
Grip	16/070	16/070	306/023	16 070
Cable Stop	366/006	366/006	366/006	366 006
Dummy Grip	16/074	16/074	16 069	16 074
Locknut	16/010	16/010	—	16/010

Amal Type 367 Twist Grip

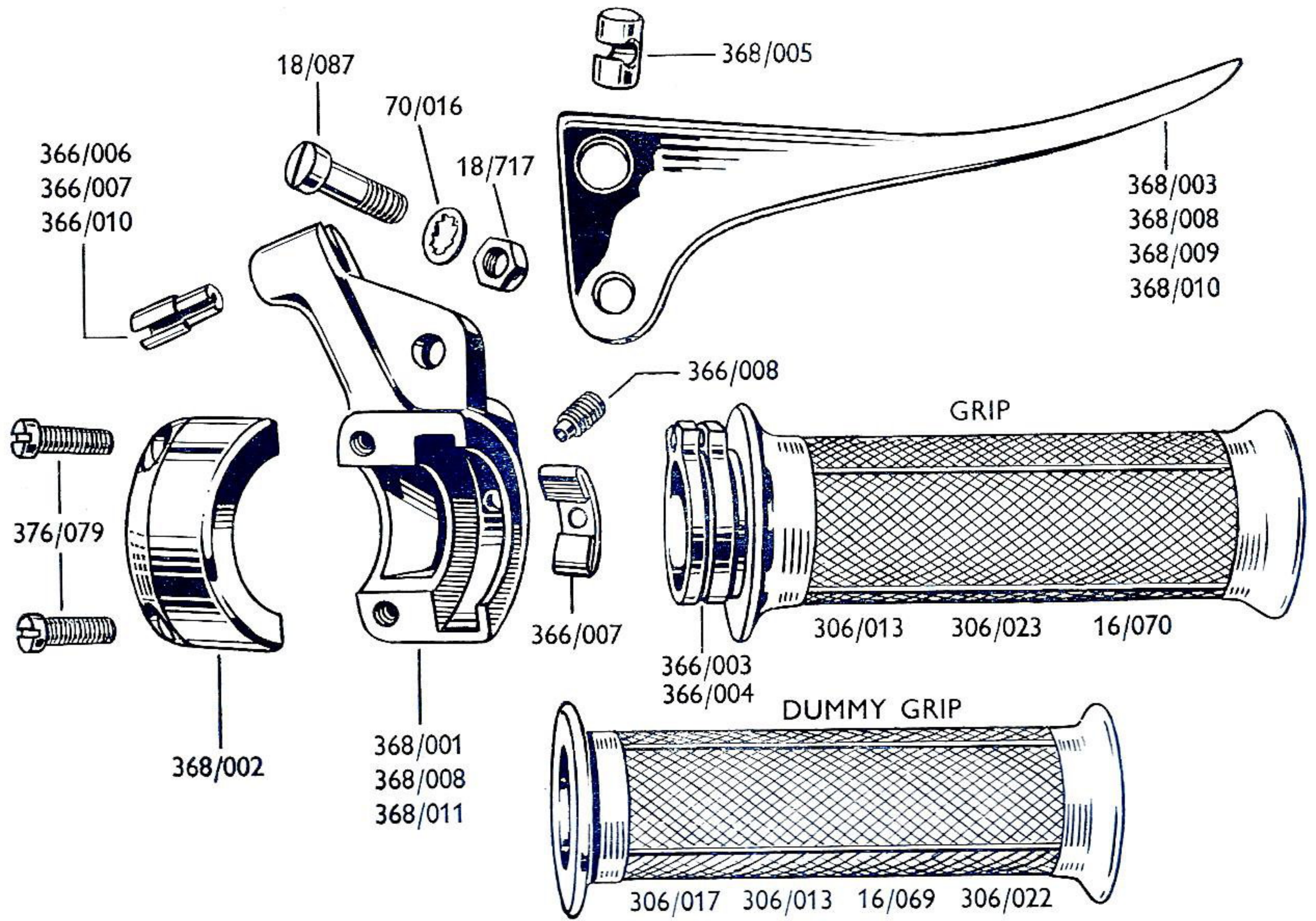
Combined with Clutch Control Lever and Gear Change.



FOR 7/8 INCH DIAMETER BAR. L.H. ONLY.

	Hercules	Mercury	Norman	Dunkley	Dunkley	Norman
Assembly, complete	367/1	367/4	367/6	367/7	367/8	367/9
Rotor and Clutch Lever Bracket	367/001	367/024	367/031	367/001	367/001	367/038
Clutch Lever	367/021	367/021	367/033	367/021	367/021	367/021
Lever Stop Plate	367/004	367/004	367/004	367/004	367/004	367/004
Lever Stop Plate Rivet	367/007	367/007	367/007	367/007	367/007	367/007
Lever and Stop Plate, complete	367/023	367/023	367/030	367/023	367/023	367/023
Lever Nipple	367/013	367/013	367/013	367/013	367/013	367/013
Body, Top Half	367/036	366/001	367/032	367/037	367/037	367/037
Securing Screws	367/079	367/079	367/079	367/079	367/079	367/079
Pivot Pin	18/084	18/084	18/084	18/084	18/084	18/084
Pivot Pin Nut	18/053	18/053	18/053	18/053	18/053	18/053
Grip	306/013	306/023	306/023	306/023	306/023	306/023
Gear Change Body	367/002	367/016	367/034	367/016	367/034	367/034
Gear Change Plate	367/005	367/022	367/028	367/028	367/028	367/022
Gear Change Plate Screws	561/013	561/013	561/013	561/013	561/013	561/013
Washers, Shakeproof	367/006	367/006	367/006	367/006	367/006	367/006
Gear Nipple	366/005	366/005	366/005	366/005	366/005	366/005
Ferrule	18/145	—	—	18/073	18/069	—
Cable Stop	—	366/010	—	366/010	—	—
Locating Spring	—	—	367/026-7	367/027	367/027	367/027
Cable Adjuster	—	—	367/035	367/035	367/035	—
Adjuster Nut	—	—	2627	2627	2627	—
Drive Screw (Kalon)	—	—	356/043	—	—	—

Amal Type 368 Combined Twist Grip and Lever



FOR $\frac{7}{8}$ INCH DIAMETER BAR. R.H. ONLY.

Component	Part No.	Part No.	Part No.	Part No.	Part No.	Part No.
Assembly, complete	368/1	368/2	368/3	368/4	368/7	368/8
Body, Bottom Half	368/008	368/001	368/001	368/008	368/001	368/008
Body, Top Half	368/002	368/002	368/002	368/002	368/002	368/002
Lever	368/003	368/003	368/003	368/003	368/009	368/010
Roller	368/005	368/005	368/005	368/005	368/005	—
Nipple	368/006	368/006	368/006	368/006	368/006	—
Pivot Pin	18/087	18/087	18/087	18/087	18/087	18/087
Pivot Pin Nut	18/717	18/717	18/717	18/717	18/717	18/717
Cable Stop	366/006	368/007	366/006	366/010	366/006	366/006
Rotor	366/003	366/003	366/003	366/003	366/004	366/003
Nipple	366/005	366/005	366/005	366/005	366/005	366/005
Friction Spring	366/007	366/007	366/007	366/007	366/007	366/007
Friction Spring Adjusting Screw	366/008	366/008	366/008	366/008	366/008	366/008
Clamp Screws	376/079	376/079	376/079	376/079	376/079	376/079
Grip	306/013	306/013	306/013	306/023	16/070	306/023
Lockwasher	70/016	70/016	70/016	70/016	70/016	70/016
Dummy Grip	306/017	306/013	306/017	—	16/069	306/022

AMAL TYPE 368—continued.

FOR $\frac{7}{8}$ INCH DIAMETER BAR. R.H. ONLY.

Component	Part No.	Part No.	Part No.	Part No.	Part No.
Assembly, complete	368/9	368/10	368/11	368/12	368/13
Body, Bottom Half	368/008	368/008	368/008	368/008	368/011
Body, Top Half	368/002	368/002	368/002	368/002	368/002
Lever	368/009	368/003	368/009	368/003	368/003
Roller	368/005	368/005	368/005	368/005	368/005
Nipple	368/006	368/006	368/006	368/006	368/006
Pivot Pin	18/087	18/087	18/087	18/087	18/087
Pivot Pin Nut	18/717	18/717	18/717	18/717	18/717
Cable Stop	366/006	366/006	366/010	368/007	—
Rotor	366/004	366/003	366/004	366/003	366/003
Nipple	366/005	366/005	366/005	366/005	366/005
Friction Spring	366/007	366/007	366/007	366/007	366/007
Friction Spring Adjusting Screw	366/008	366/008	366/008	366/008	366/008
Clamp Screws	376/079	376/079	376/079	376/079	376/079
Grip	16/070	306/023	16/070	306/023	306/023
Lockwasher	70 016	70 016	70/016	70/016	70/016
Dummy Grip	16 069	306 022	16 069	306/022	306/022

Amal Type 108 Twist Grip

Manufacture of this type Twist Grip has now been discontinued.
Information given below is for Spare Parts ordering only.

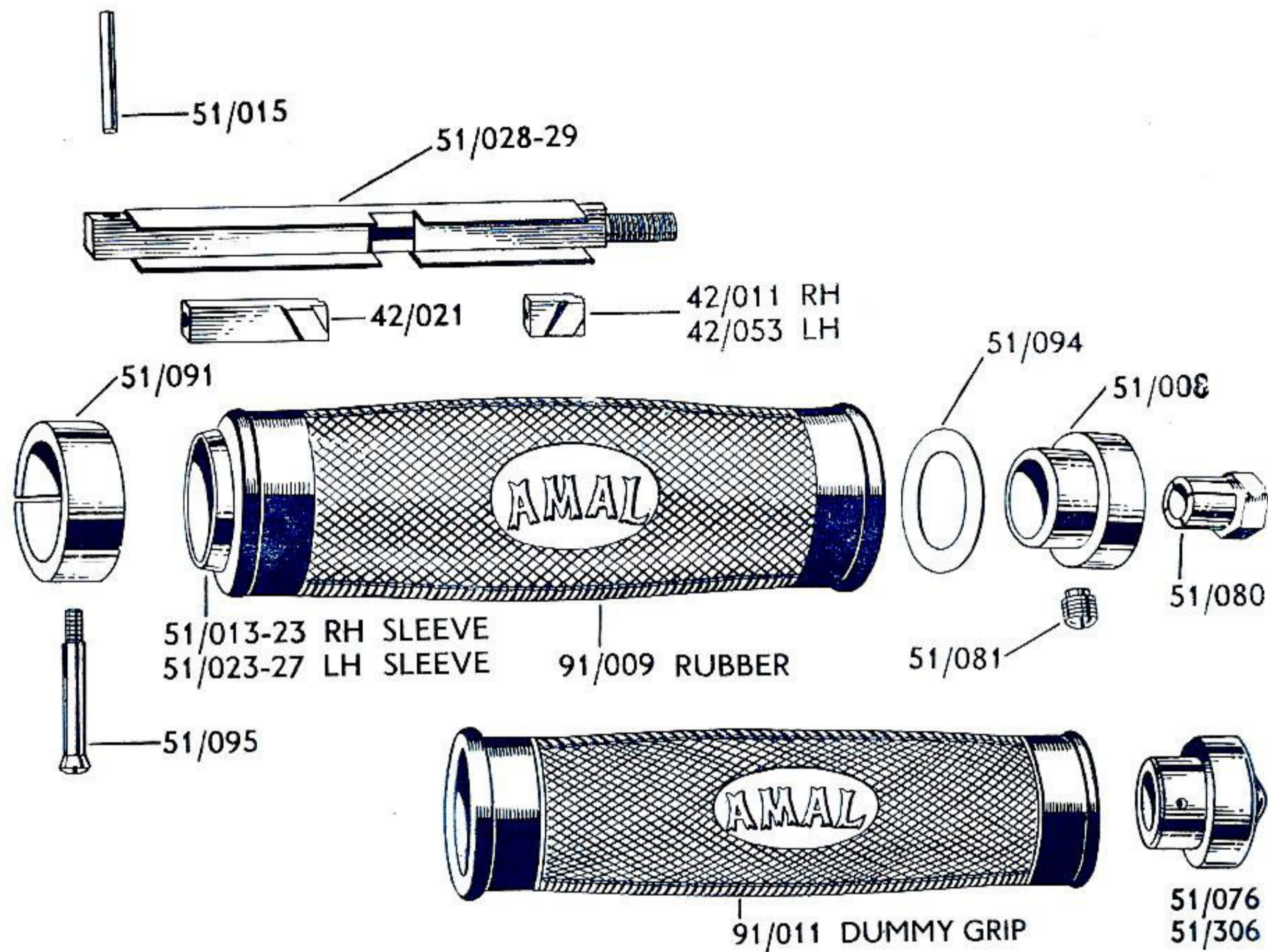
FOR 1 INCH BAR. RIGHT HAND.

Twist Grip Complete	108/417	108/419
Twist Grip Rubber	98/009	98/009
Helix Tube Complete, Less Grip	108/103	108/103
End Grip Complete	108/102	108/102
End Grip Bolt	51/083	51/083
Helix Slide, Long	42/021	42/021
Helix Slide, Short	42/011	42/011
Channel Plug Complete	108/108	108/108
Friction Spring Body	108/109	108/109
Friction Screw Complete with Spring	108/104	108/104
Friction Spring	108/106	108/106
Friction Spring Body Screws	101/041	101/041
End Plug	—	108/016
Nipple	12/034	12/034
Dummy Rubber Grip	98/011	98/011

GUARANTEE.—The Company take all possible reasonable care in the manufacture and the quality of their products. Purchasers are informed that, any part proved to be defective in manufacture or quality, and returned to the works within six months of its purchase new, will be replaced. The Company must respectfully point out however, that its responsibility and that of its agents, stockists and dealers, is limited to this Guarantee, and that they cannot, under any circumstances, be held responsible for any loss or for any contingent or resulting liability arising through any defect. These conditions of sale and use also apply when the Company's products form part of the original equipment of machines purchased new.

AMAL

Amal Type 51 Internal Twist Grip



$\frac{7}{8}$ INCH BAR. 14G. RIGHT AND LEFT HAND.

	R.H.	L.H.	R.H.	L.H.
Twist Grip Complete	51/450	51/454	51/455	51/456
Twist Grip Rubber	91/009	91/009	91/009	91/009
Twist Grip End	51/008	51/008	51/008	51/008
Helix Tube and Sleeve	51/013-23	51/023-27	51/013-23	51/013-23
Cantilever and Guide Strip	51/028-29	51/028-29	51/028-29	51/028-29
Cantilever Pin	51/015	51/015	51/015	51/015
Slide, Short	42/011	42/053	42/011	42/011
Slide, Long	42/021	—	42/021	—
Ring	51/091	—	—	51/091
Pin	51/095	—	—	51/095
End Screw	51/081	51/081	51/081	51/081
Washer	51/094	51/094	51/094	51/094
Locknut	51/080	51/080	51/080	51/080
Cable Nipple	12/034	12/034	12/034	12/034
Clip	—	51/060	51/060	—
Clip Pin	—	51/017	51/017	—
Twist Grip Dummy Complete	51/451	51/451	51/451	51/451
End Plug	51/076	51/076	51/306	51/076
Dummy Grip Rubber	91/011	91/011	91/011	91/011
	Standard Double Helix Opening Inwards	Magneto control Single Helix Opening Inwards	Sarolea AS 51/450 except Clip and Pin. Opening Inwards	Single Helix

**AMAL LTD., HOLDFORD ROAD, WITTON,
BIRMINGHAM 6, ENGLAND**

'Phone : Birmingham, BIRchfields 4571.
(P.B.X. 6 lines)

Telegrams : "AMALCARB, 'PHONE,
BIRMINGHAM."