

LUCAS GENERATORS


SECTION E

ALTERNATORS AND RECTIFIERS

GENERATORS

Model Interpretation

Prefix		Suffix	
C	Concentrically mounted armature.	AR	Voltage control, bakelite C.E. bracket, bearing both ends.
E	Eccentrically mounted armature.	B	Contact Breaker.
M	Motor cycle.	D	Distributor mounted.
3	3" diameter yoke.	H	Voltage control.
35	3.5" diameter yoke.	L	Long type yoke, voltage control.
45	4.5" diameter yoke.	M	Magneto mounted.
		N	Voltage control, bearings both ends.
		S	Short type yoke.



For detailed spare parts, see pages E6-E11

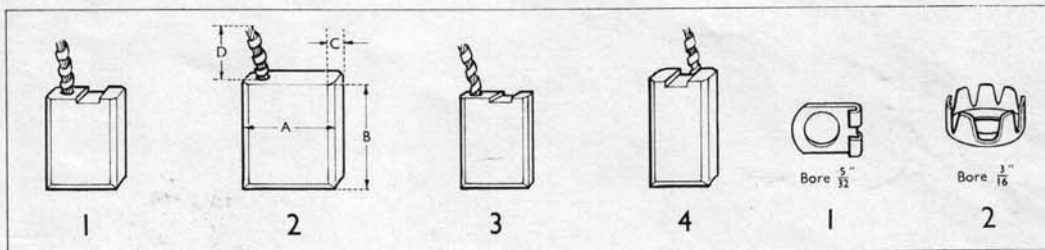
Model Reference

Model	Ordering No.	Model	Ordering No.	Model	Ordering No.	Model	Ordering No.
C35SD	22003	E3H	20007	E3HB	200443	E3L	20037
C35SD	22011	E3H	20008	E3HB	200444	E3LM	20012
E3A	200173	E3H	200283	E3HM	20006	E3LM	20013
E3A/0	200171	E3H	200284	E3HM	20018	E3LM	20033
E3AR	20017	E3H	200389	E3HM	20019	E3LM	20034
E3AR	200364	E3H	200424	E3HM	20020	E3MD	200050
E3AR	200430	E3H	200445	E3HM	20021	E3MD	200056
E3AS	200041	E3HB	200314	E3HM	200285	E3MD	200057
E3B	200131	E3HB	200315	E3HM	200286	E3MD	200117
E3BS	200218	E3HB	200345	E3HM	200308	E3MD	200118
E3D	200120	E3HB	200388	E3HM	200313	E3MD	200125
E3D	200122	E3HB	200395	E3L	20009	E3MD	200129
E3D	200278	E3HB	200396	E3L	20010	E3N	20028
E3E	200168	E3HB	200397	E3L	20011	E3N	20038
E3E	200169	E3HB	200400	E3L	20014	MC45	20150
E3E	200172	E3HB	200401	E3L	20035	MC45L	20151
E3ES	200039	E3HB	200429	E3L	20036	MC45L	20152
E3H	20003						

GENERATORS



BRUSH SETS


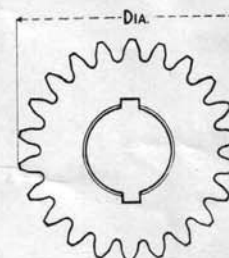


Ordering Number	Fitted to Generators	Number off per set	Set comprises	DIMENSIONS				Brush Index Number	Eyelet Index Number
				A	B	C	D		
200027	E3A, E3AS, E3E and E3ES ..	3	2 off 200007 1 off 200567	.500"	.372"	.247"	2.937"	1	—
200163	E3B, E3D and E3MD ..	3	1 off 200567 2 off 200017	.625"	.372"	.247"	1.750"	2	2
200290	E3AR, E3H, E3HB and E3HM ..	2	1 off 200016	.937"	.372"	.093"	2.500"	3	1
200737	E3L, E3LM and E3N ..	2	200275	.500"	.372"	.247"	2.937"	1	1
229182	MC45 ..	2	200736	.562"	.497"	.247"	3.250"	2	1
229161	MC45L ..	4	229063	.310"	.500"	.247"	2.937"	4	—
220383	C35SD ..	2	2 off 229096 *1 off 229155 220173	.310"	.593"	.247"	1.750"	4	—
				.310"	.593"	.247"	4.500"	4	—
				.562"	.497"	.247"	2.000"	2	1

GEARS

Ordering Number	Fitted to Generators	Outside Diameter	Number of Teeth	Type of Gear	
220498	C35SD (for dimensions see page G42)	—	—	—	
220643					
451385		E3MD ..	1.385"	22	Spur
454495		E3HM, E3L and E3LM ..	1.385"	22	Spur
463644		E3HM ..	2.142"	40	Spur
464269		E3HM ..	2.142"	40	Spur

For illustrations, see page E4




For detailed spare parts, see pages E6-E11

* Twin brushes. Numbers shown in "Set comprises" column are for reference only. Always quote ordering number.




GENERATORS



For detailed spare parts, see pages E6-E11

GENERATORS



For detailed spare parts, see pages E6-E11

This scan is explicit for non-commercial use and is not intended for financial or material gain by anyone

ALTERNATORS AND RECTIFIERS




Model Interpretation

Prefix

- IA Induction type alternator.
- RM Rotating magnet alternator.
- 45 4.5" diameter yoke.
- 5 5" diameter yoke.
- 12 Rotating magnet, 6-pole; 5 $\frac{3}{8}$ " outside diameter; arranged for use with "push-pull" rectifier.
- 13 Rotating magnet, 6-pole; 5" outside diameter; arranged for use with bridge rectifier.
- 14 As RM12, but arranged for use with bridge rectifier.
- 15 As RM13, but thicker unit designed to give higher output at low speed.
- 13/15 Using wide rotor of RM15 and narrow stator of RM13.

Suffix

- A Auto-advance mechanism.



For detailed spare parts, see page E14

Model Reference

Model	Ordering No.	Model	Ordering No.	Model	Ordering No.	Model	Ordering No.
IA45	47068	RM13	047502	RM13	047520	RM14	047509
IA45	47069	RM13	047506	RM13/15	047523	RM14	047510
IA45	47077	RM13	047514	RM13/15	047526	RM14	047511
RM12	47090	RM13	047518	RM14	047507	RM14	047521
RM12	047500	RM13	047519				



ALTERNATORS AND RECTIFIERS

ALTERNATORS – IA45 MODELS

DETAILED SPARE PARTS

Ordering No. Model	47068A/F IA45	47068H IA45	47069A IA45	47077E/F IA45
§Condenser	418114	418114	418114	465817
§Contact set	407050	407050	407050	407050
Felt, cam lubricating	411541	411541	411541	411541
Base, complete with pivot pins	465731	465731	465731	465822
Bush, terminal insulating	161735	161735	161735	161735
Plate, terminal insulating	405319	405319	405319	405319
§Plate, bearing support	—	—	—	465816
§Bearing	—	—	—	189243
§Cam, parallel	496048	496048	496022	496048
§Cam, tapered	465800	—	—	—
§Weight, auto-advance	—	—	496005	—
§Springs, set, auto-advance	—	—	416110/S	—
Clamp, coil fixing	465718	465718	465718	465718
Clip, cable	465761	465761	465761	465761
Pad, insulating	465844	465844	465844	465844
Clamp, cable	465717	465717	465717	465717
§Coil, left hand	465847	465847	465847	465847
§Coil, right hand	465846	465846	465846	465846
§Sundry parts, set	465784	465784	465784	465784

For illustrations, see page E13

ALTERNATORS – MODELS RM12, RM13, RM13/15, RM14 and RM15

DETAILED SPARE PARTS

Ordering No. Model	*47090 RM12	*047500A/B RM12	*047502A/B RM13	*047506A/F RM13	*047507A RM14	*047510A/B RM14	*047511 RM14
Rotor assembly	466236	466235	466124	466125	466235	466230	466232
§Stator assembly	465655	465892	465915	465915	466168	466168	466168
Pad, insulating	465662	465662	465918	465918	465918	465918	465918
Clip, cable	465717	465717	465717	465717	465717	465717	465717
Screw, cable clip fixing	186092	186092	186092	186092	186092	186092	186092
Washer, fixing screw	128013	128013	128013	128013	128013	128013	128013
Nut, locking	—	—	465909	—	—	—	—
Washer, locking	—	—	465910	—	—	—	—

Ordering No. Model	*047514A/B RM13	*047518A RM13	*047520A RM13	*047521A/D RM14	*047523 RM13/15	*047526 RM15
Rotor assembly	466233	466124	466233	466230	423506	423506
§Stator assembly	465915	468678	468678	468677	468678	468973
Pad, insulating	465918	465918	465918	465918	465918	465918
Clip, cable	465717	465717	465717	465717	465717	465717
Screw, cable clip fixing	186092	186092	186092	186092	186092	186092
Washer, fixing screw	128013	128013	128013	128013	128013	128013
Nut, locking	—	—	—	—	465909	465909
Washer, locking	—	—	—	—	465910	465910

For illustrations, see page E13

* See Supersession Chart § Recommended spares for stock



ALTERNATORS AND RECTIFIERS

ALTERNATORS – IA45 MODELS

DETAILED SPARE PARTS

Ordering No. Model	47068A/F IA45	47068H IA45	47069A IA45	47077E/F IA45
§Condenser	418114	418114	418114	465817
§Contact set	407050	407050	407050	407050
Felt, cam lubricating	411541	411541	411541	411541
Base, complete with pivot pins	465731	465731	465731	465822
Bush, terminal insulating	161735	161735	161735	161735
Plate, terminal insulating	405319	405319	405319	405319
§Plate, bearing support	—	—	—	465816
§Bearing	—	—	—	189243
§Cam, parallel	496048	496048	496022	496048
§Cam, tapered	465800	—	—	—
§Weight, auto-advance	—	—	496005	—
§Springs, set, auto-advance	—	—	416110/S	—
Clamp, coil fixing	465718	465718	465718	465718
Clip, cable	465761	465761	465761	465761
Pad, insulating	465844	465844	465844	465844
Clamp, cable	465717	465717	465717	465717
§Coil, left hand	465847	465847	465847	465847
§Coil, right hand	465846	465846	465846	465846
§Sundry parts, set	465784	465784	465784	465784

For illustrations, see page E13

ALTERNATORS – MODELS RM12, RM13, RM13/15, RM14 and RM15

DETAILED SPARE PARTS

Ordering No. Model	*47090 RM12	*047500A/B RM12	*047502A/B RM13	*047506A/F RM13	*047507A RM14	*047510A/B RM14	*047511 RM14
Rotor assembly	466236	466235	466124	466125	466235	466230	466232
§Stator assembly	465655	465892	465915	465915	466168	466168	466168
Pad, insulating	465662	465662	465918	465918	465918	465918	465918
Clip, cable	465717	465717	465717	465717	465717	465717	465717
Screw, cable clip fixing	186092	186092	186092	186092	186092	186092	186092
Washer, fixing screw	128013	128013	128013	128013	128013	128013	128013
Nut, locking	—	—	465909	—	—	—	—
Washer, locking	—	—	465910	—	—	—	—

Ordering No. Model	*047514A/B RM13	*047518A RM13	*047520A RM13	*047521A/D RM14	*047523 RM13/15	*047526 RM15
Rotor assembly	466233	466124	466233	466230	423506	423506
§Stator assembly	465915	468678	468678	468677	468678	468973
Pad, insulating	465918	465918	465918	465918	465918	465918
Clip, cable	465717	465717	465717	465717	465717	465717
Screw, cable clip fixing	186092	186092	186092	186092	186092	186092
Washer, fixing screw	128013	128013	128013	128013	128013	128013
Nut, locking	—	—	—	—	465909	465909
Washer, locking	—	—	—	—	465910	465910

For illustrations, see page E13

* See Supersession Chart § Recommended spares for stock