
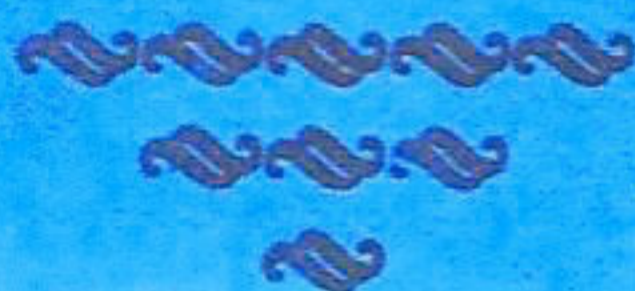


1964 AJS 7R

Gear ratios

AJS

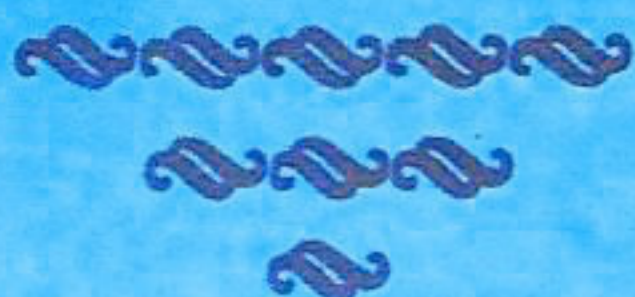


**MODEL 7R. 348 C.C. O.H.C.**

**RACING MODEL INSTRUCTION SHEETS**

Motor **AJS** Cycles

**PLUMSTEAD ROAD · LONDON · S·E·18**



1964 MODEL 7 R

GEAR RATIOS AND CORRESPONDING R.P.M. SPEEDS SHOWN WHEN

REAR WHEEL IS FITTED WITH 3.50-19, RACING TYRE CLUTCH.

SPROCKET 42T. GEARBOX SPROCKET 22T.

ENGINE, SPROCKET.	REAR WHEEL, S PROCKET.	TOP GEAR RATIOS.	R P M. AT MPH.						
			100.	105.	110.	115.	120.	125.	
25.	54.	4.48.	5900.	6200.	6500.	6800.	7090.	7390.	
23.	55.	4.56.	6620.	6310.	6610.	6910.	7220.	7520.	
23.	56.	4.65.	6150.	6450.	6760.	7070.	7380.	7680.	
23.	57.	4.73.	6250.	6550.	6860.	7170.	7480.	7800.	
23.	58.	4.81.	6350.	6670.	6990.	7300.	7610.	7940.	
<hr/>									
22.	54.	4.69.	6180.	6490.	6800.	7100.	7410.	7740.	
22.	55.	4.77.	6300.	6600.	6920.	7240.	7550.	7860.	
22.	56.	4.86.	6410.	6740.	7050.	7380.	7700.	8020.	
22.	57.	4.95.	6520.	6850.	7180.	7500.	7840.	8150.	
22.	58.	5.03.	6640.	6960.	7300.	7640.	7960.		
<hr/>									
21.	54.	4.91.	6490.	6810.	7150.	7480.	7790.	8100.	
21.	55.	5.00.	6590.	6910.	7250.	7570.	7900.		
21.	56.	5.09.	6700.	7040.	7380.	7700.	8040.		
21.	57.	5.18.	6820.	7160.	7500.	7850.	8190.		
21.	58.	5.26.	6940.	7290.	7640.	7990.			
<hr/>									
20.	54.	5.15.	67.		7460.	7800.	8150.		
20.	55.	5.25.	6920.		7600.	7950.			
20.	56.	5.35.	7050.		7750.	8100.			
20.	57....	5.44.	7180.		7900.				
20.	58.	5.54.	7300.	7650.	8010.				

This scan is explicit for non-commercial use and is not intended for financial or material gain by anyone