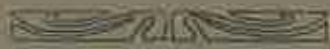




**A.J.S**

**Motor Cycles**

CATALOGUE OF  
SPARE PARTS.



PRICE 6D. EACH.



1919 & 1920

# A. J. S. Motor Cycles

## LIST OF SPARE PARTS

—FOR—

—6-H.P. 3-SPEED—

COUNTERSHAFT GEARED  
CHAIN DRIVEN MODEL.



A. J. STEVENS & Co. (1914) Ltd.,

Head Offices: GRAISELEY HOUSE. Works: GRAISELEY HILL.

WOLVERHAMPTON,  
ENGLAND.

TELEPHONE:  
1166 (3 lines.)


TELEGRAMS:  
"Hopit, Wolverhampton."

CODE:  
A.B.C. 5th Edn.


# AJS MOTOR CYCLES.

## INDEX.

	Description of Part. Page	Illustration of Part. Page
Engine Parts - - -	8, 10, 12	9, 11, 13
Hub, Rim, etc. - - -	12	13
Rear Brake Parts - - -	14	15
Detachable Wheel, Complete - - -	14	15
Countershaft Gear, Clutch, Kick-Starter, Change Speed Lever Parts - - -	16, 18	17, 19
Footboard Parts - - -	20	21
Front Brake Parts - - -	20	21
Handle-bar - - -	20	21
Frame Parts - - -	22	23
Spring Fork Parts - - -	22, 24	23, 25
Carrier - - -	24	25
Chain Case Parts - - -	26	27
Mudguard Parts - - -	26	27
Tank and Fittings - - -	26	27
Carburetter Parts - - -	28	29
Magneto and Ignition Parts - - -	30	31
Oil Pump Parts - - -	32	33
Chains, Saddle, etc. - - -	34	35
Carburetter Complete, Tool Roll and Inflator - - -	36	37
Pannier Bags, Kit of Tools - - -	38	39



6-H.P. A.J.S. MOTOR CYCLE. VALVE SIDE.



6-H.P. A.J.S. MOTOR CYCLE. DRIVING SIDE.



## FOREWORD.

### SPARE PARTS CATALOGUE.

FOR this Season we have compiled an entirely new Spare Parts Catalogue which includes illustrations of practically every item on the machine—we feel sure that the inclusion of the drawings will materially add to the assistance of our clients in recognising the various parts when replacements may be required.

Clients are particularly asked to read over the instructions respecting the ordering of Spare Parts.

This Catalogue deals exclusively with our 6-h.p. 1919 Model D Motor Cycle.

All previous Lists are cancelled.

All new Motor Cycles, Spare Parts, Replacements, Repairs, etc., are only supplied or carried out under the guarantee given with each new Motor Cycle, and under no other conditions.

May, 1919.

A. J. STEVENS & CO. (1914) LTD.



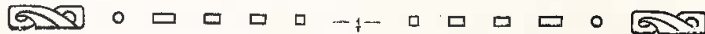
### Important Rules to be observed:

It will greatly facilitate prompt attention to clients' correspondence or requirements if letters or goods are addressed to the Company, and to the department concerned.

The main departments are as follows:—

New Machines	-	-	Sales Department.
Repairs or Overhauls	-	-	Repair Department.
Spare Parts or Replacements of Parts	}	-	Spare Parts Department.
under guarantee			
Accounts	-	-	Accounts Department.

Parts sent to us to be repaired, replaced or as pattern, should bear distinctly the sender's full name and address, and explicit instructions should follow by letter of advice stating specifically what is required.

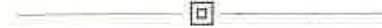


CONSIGNMENT OF GOODS—Continued.

**All goods must be consigned Carriage Paid or we cannot accept delivery of same.**

Full particulars should also be given as to how the goods are to be returned, whether crated, uncrated, passenger or goods train. This refers only to complete machines or bulky articles such as engine, etc.

When forwarding a complete Motor Cycle, do not fail to remove all accessories, such as lamp, horn, tools, badges, etc., otherwise we cannot be held responsible for their safe return, although we take every possible precaution in this respect.



### Estimates.

We are sometimes asked by clients when sending their Engines or Motor Cycles etc., for repairs or overhauls to furnish an estimate for the necessary work. We are pleased to do this on the distinct understanding that we reserve the right to charge for any extra work or new parts found necessary to put such machine or engine, etc., in good running order, which it may have been impossible to detect when dismantling.

We prefer not to undertake a repair or overhaul (nor do we accept any responsibility) when the estimate for same has been curtailed by the owner.

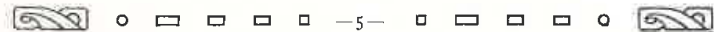
If an estimate is not accepted after tender, a charge is made for taking down, re-assembling, and preparing the estimate.

**All goods returned by us are consigned Carriage Forward.**

Attention to these details will obviate delay and inconvenience to both parties.

All letters must be addressed to our Head Offices:

GRAISELEY HOUSE, WOLVERHAMPTON.





## Spare Parts Orders.

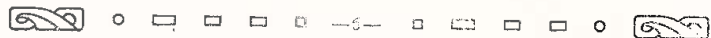
When ordering any part in this Catalogue, the number found printed below the illustration should be quoted, together with the description of the part. In addition it is always advisable to give the number of the engine which will be found stamped upon the driving side of the crank case immediately below the foot of rear cylinder.

**IMPORTANT.** Should the execution of an order, or part of an order, be delayed owing to depleted stocks and present manufacturing difficulties, and such delay extend over a period of one month, it will be understood by us that such order, or part of order, not executed at the end of that period is cancelled, and if the part, or parts, are still required, we must ask our clients to re-order—this applies to orders from the trade or public.

## Prices of Spare Parts.

Owing to the prevailing market fluctuations in material and labour, we have omitted any prices against the various spare parts in the present issue of this list. As soon as prices settle down to a stable basis, a further publication will be issued, in which the prices will be included. In ordering parts therefore, it must be distinctly understood that the figures current at the time the goods are forwarded by us will be charged.

We shall at all times be pleased to quote for any replacement or spare part, if our clients wish to know the figure before definitely placing their order.



## Terms of Business.

**W**HEN ordering parts by letter, the exact amount, including postage, must be remitted, or (in a case where the cost is not known) a sum likely to cover the cost.

If the amount remitted is in excess or insufficient, the matter will be adjusted, but the sender should advise us if any surplus is to be returned or placed to his credit. If cash is not sent with order a *pro forma* invoice will be issued, and when the amount is remitted, the goods will be sent.

If parts are urgently wanted a remittance may be sent by wire. In this case the sender must fill in his name and address in the space provided on the Post Office Requisition Form for a private message from the remitter to payee; unless this is done the Post Office do not give this information in the telegram.

**Under no circumstances shall we despatch Spare Parts until their price has been received.**

If parts are ordered from abroad, the cost of carriage, freight, customs' charges, etc., must be added—where, however, it is absolutely necessary that Spares are secured without delay, we earnestly recommend our clients to open a small credit a/c with us. A deposit of not less than £2 0s. 0d. will cover the cost of many items, and will save the customer all inconvenience. If this is done always mention "Deposit a/c." when ordering. A statement of a/c will be rendered periodically.

The above rule also applies to repairs or overhauls.



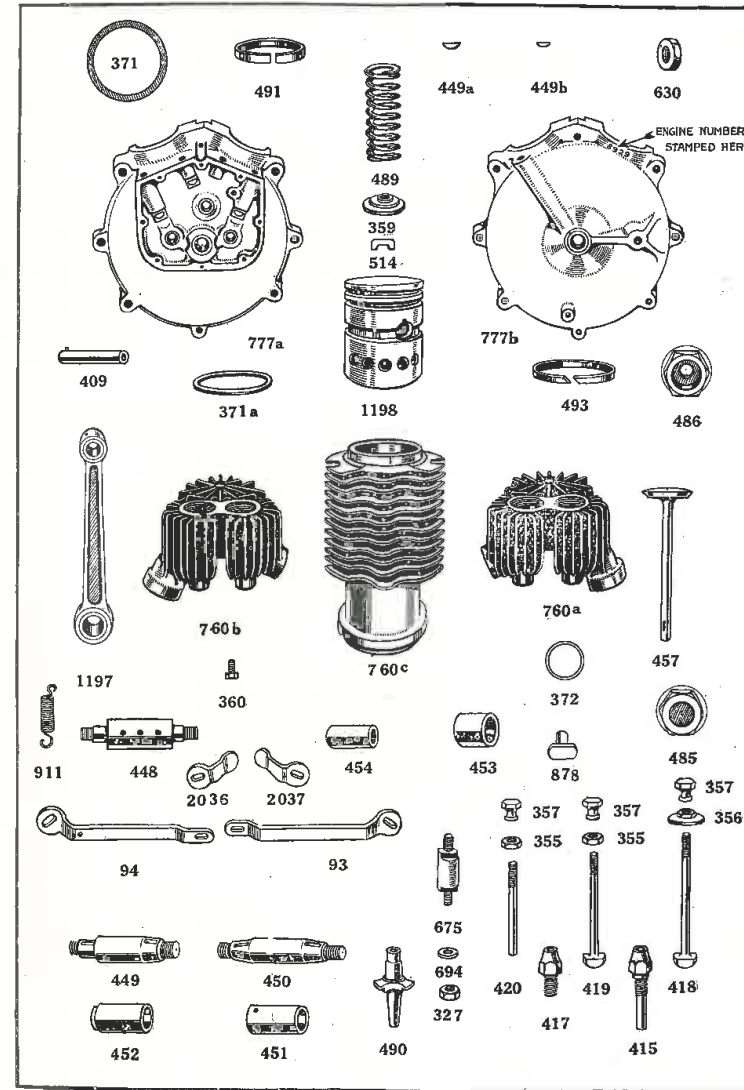




# AJS ENGINE PARTS.

Part No.	Description of Part.	Price.
760A	Front Detachable Cylinder Head ...	...
760B	Back Detachable Cylinder Head ...	...
760C	Cylinder Barrel ...	...
371	Cylinder Foot Washer ...	...
371A	Detachable Head Washer ...	...
1197	Connecting Rod, complete with Bushes ...	...
453	Connecting Rod, Big End Bush ...	...
454	Connecting Rod, Small End Bush ...	...
448	Crank Pin ...	...
630	Crank Pin Nut ...	...
409	Gudgeon Pin ...	...
491	Gudgeon Pin Band ...	...
1198	Piston ...	...
493	Piston Rings ...	...
457	Valves (Inlet and Exhaust) ...	...
490	Valve Guide ...	...
489	Valve Spring ...	...
359	Valve Spring Cone ...	...
514	Valve Spring Cotter ...	...
485	Exhaust Valve Cap ...	...
486	Inlet Valve Cap ...	...
372	Valve Cap Washers ...	...
93	Exhaust Lifter Arm (Front Cylinder) ...	...
94	Exhaust Lifter Arm (Back Cylinder) ...	...
2036	Exhaust Lifter Short Arm (Front Cylinder) ...	...
2037	Exhaust Lifter Short Arm (Back Cylinder) ...	...
675	Exhaust Lifter Arm Pin ...	...
327	Exhaust Lifter Arm Pin Nut ...	...
694	Exhaust Lifter Arm Pin Washer ...	...
911	Exhaust Lifter Arm Return Spring ...	...
418	Exhaust Valve Tappets (Front and Back, Long) ...	...
419	Front Inlet Valve Tappet (Medium) ...	...
420	Back Inlet Valve Tappet (Short) ...	...
355	Inlet Valve Tappet Lock Nuts ...	...
356	Exhaust Valve Tappet Lock Nuts ...	...
357	Tappet Tops ...	...
878	Tappet Studs ...	...
415	Exhaust Tappet Guide (Front and Back Cylinder) ...	...
417	Inlet Tappet Guide (Front and Back Cylinder) ...	...
449	Main Shaft, Timing Side ...	...
450	Main Shaft, Driving Side ...	...
449A	Key for fixing Flywheels to Main Shaft ...	...
449B	Key for fixing Small Timing Pinion to Main Shaft ...	...
451	Main Shaft Driving Side, Crankcase Bush ...	...
452	Main Shaft Timing Side, Crankcase Bush ...	...
777A	Crankcase Timing Side, with Bushes ...	...
777B	Crankcase Driving Side, with Bushes ...	...
360	Oil Drain Plug for Crankcase ...	...

## A.J.S. ENGINE PARTS.

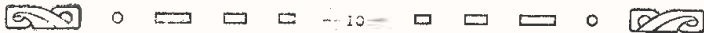




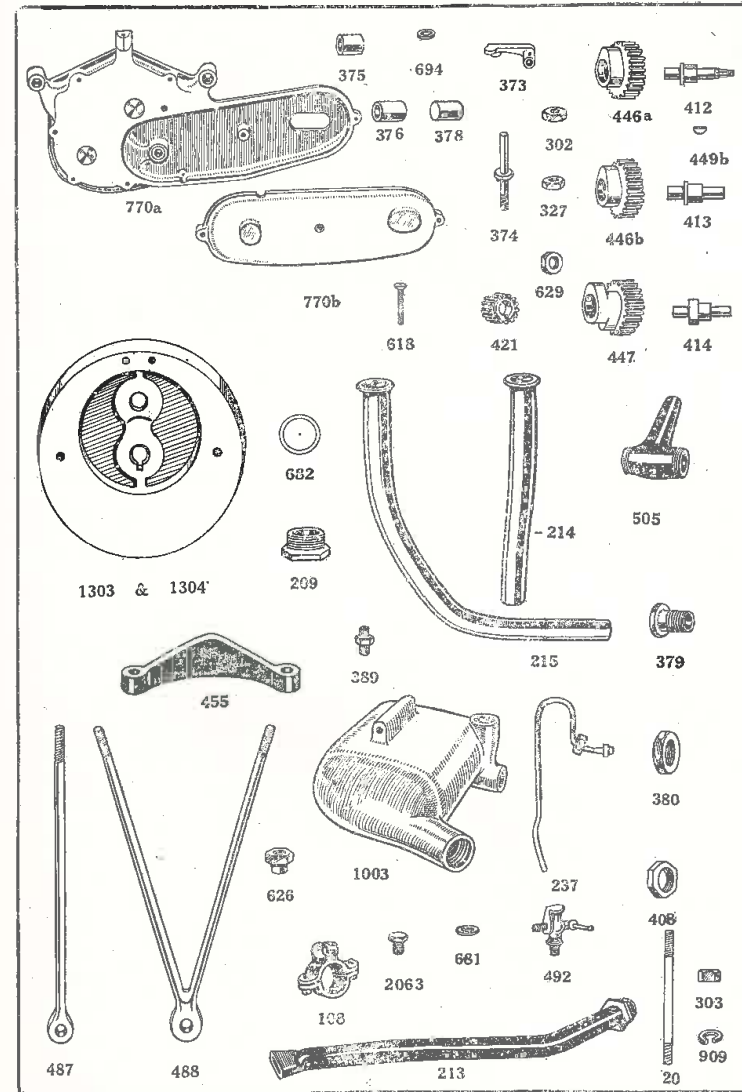
# A.J.S. ENGINE PARTS—Continued.

Part No.	Description of Part	Price
770A	Timing Cover, complete with Bushes	...
770B	Magneto Chain Cover	...
618	Screws for Timing Cover and Magneto Chain Cover	...
376	Front Exhaust Timing Cover Bush	...
*378A	Double Inlet Cam Timing Cover Blind Bush	...
*378B	Back Exhaust Timing Cover Blind Bush	...
*375	Crankcase Timing Case Bush, for Front Exhaust Camshaft	...
*375A	Crankcase Timing Case Bush for Double Inlet Camshaft	...
*375B	Crankcase Timing Case Bush for Back Exhaust Camshaft	...
373	Front Inlet Valve Toggle	...
374	Front Inlet Valve Toggle Spindle	...
327	Front Inlet Valve Toggle Lock Nut	...
412	Front Exhaust Camshaft	...
449B	Front Exhaust Camshaft Key	...
413	Back Exhaust Camshaft	...
414	Double Inlet Camshaft	...
446A	Front Exhaust Cam Wheels	...
446B	Back Exhaust Cam Wheels	...
447	Double Inlet Cam Wheel	...
421	Small Timing Pinion	...
629	Small Timing Pinion Lock Nut	...
505	Inlet Pipe	...
379	Flanged Inlet Connection	...
380	Inlet Connecting Nut	...
408	Inlet Connection Lock Nut	...
214	Front Exhaust Pipe	...
215	Back Exhaust Pipe	...
682	Copper Asbestos Washer, for Exhaust Pipes	...
209	Exhaust Pipe Cylinder Lock Nut	...
1303	Flywheel Timing Side	...
1304	Flywheel Driving Side	...
455	Cylinder Bridge Piece	...
487	Single Holding-down Bolt, for Cylinder Bridge	...
488	Double Holding-down Bolt, for Cylinder Bridge	...
626	Holding-down Bolt Nut	...
389	Oil Release Pipe Union in Timing Cover	...
237	Oil Release Pipe, with Nipple and Nut	...
1003	Silencer	...
20	Silencer Bolt	...
909	Silencer Bolt Washer	...
303	Silencer Bolt Nut	...
213	Silencer Tail Pipe	...
2063	Pin for attaching Magneto Shield to front of Silencer	...
108	Tail Pipe Clip under Footboard	...
492	Compression Tap	...
681	Compression Tap Washer	...

\*Nos. 378A and 378B are both Blind Bushes, but the letters A and B are used to denote which particular Bush is required when ordering.  
The same applies in the case of Nos. 375, 375A and 375B, which are all Open Bushes.



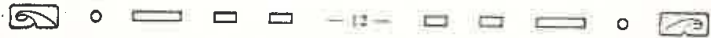
## A.J.S. ENGINE PARTS.



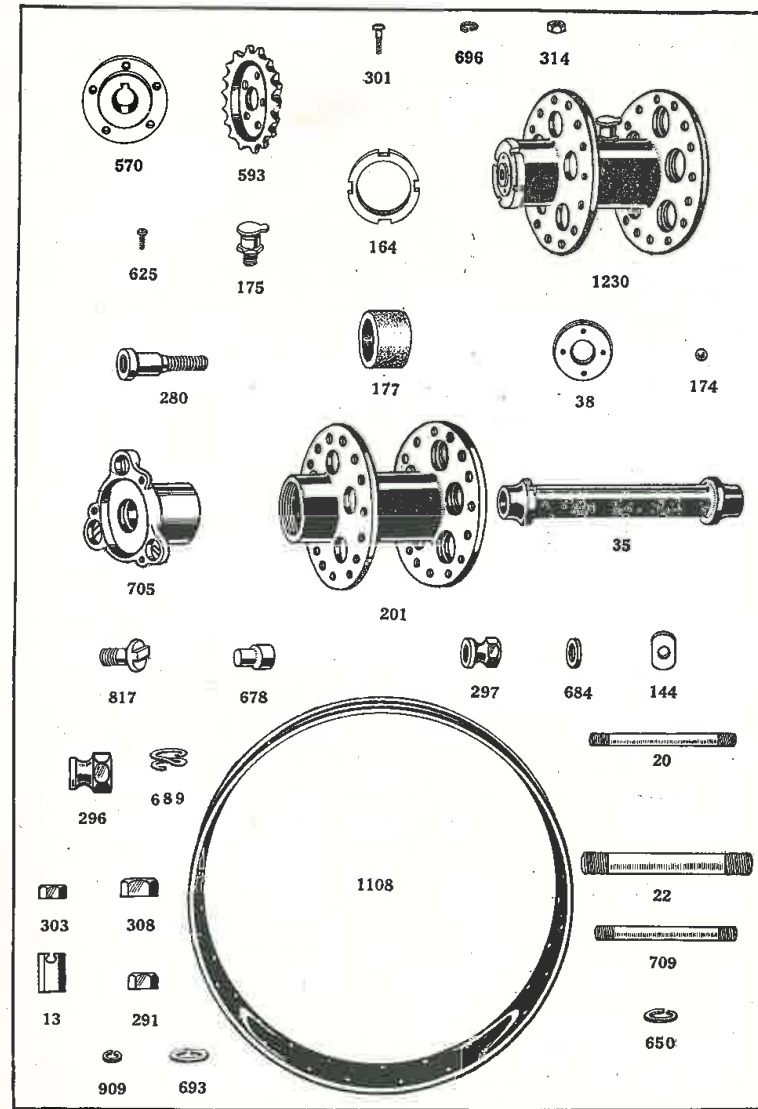


## A.J.S. Engine Parts—Continued, Hub, Rim, &c.

Part No.	Description of Part.	Price.
598	Engine Sprocket	...
301	Engine Sprocket Pin, for Bolting Sprocket to sleeve	...
696	Engine Sprocket Pin Washer	...
314	Engine Sprocket Pin Nut	...
570	Engine Sprocket Sleeve	...
296	Engine Sprocket Sleeve Lock Nut	...
689	Engine Sprocket Sleeve Nut Spring Washer	...
20	5/16 × 3 15/16 Engine Plate Bolt	...
909	5/16 Washer for Engine Plate Bolt	...
303	5/16 Nut for Engine Plate Bolt	...
709	3/8 × 3 3/4 Top Crankcase Bolt	...
650	3/8 Single Spring Washer, for Top Crankcase Bolt	...
291	3/8 Nut for Top Crankcase Bolt	...
18	Brake Cable Nut	...
22	1/2 × 4 1/8 Engine Plate Bolt Nut	...
693	1/2 Single Spring Washer, for Engine Bolt	...
308	1/2 Nut for Engine Bolt	...
201	Hub Shell, with Fixed Cone rolled in	...
35	Hub Hollow Spindle	...
1230	Hub, complete	...
164	Hub Lock Ring	...
38	Hub Cup	...
174	Steel Balls for Hub (Set of 22)	...
175	Hub Lubricator	...
705	Drum Centre	...
177	Drum Centre Felt Washer	...
625	Drum Centre Pin	...
280	Drum Centre Dummy Spindle	...
684	Dummy Spindle Washer	...
817	Threaded Driving Studs	...
678	Plain Driving Studs	...
144	Anchor Plate Nut	...
1108	Rim only (drilled)	...
297	Back Wheel Nut	...



## A.J.S. ENGINE PARTS—Continued, HUB, RIM, &c.



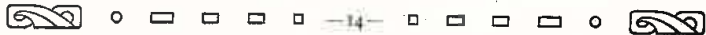




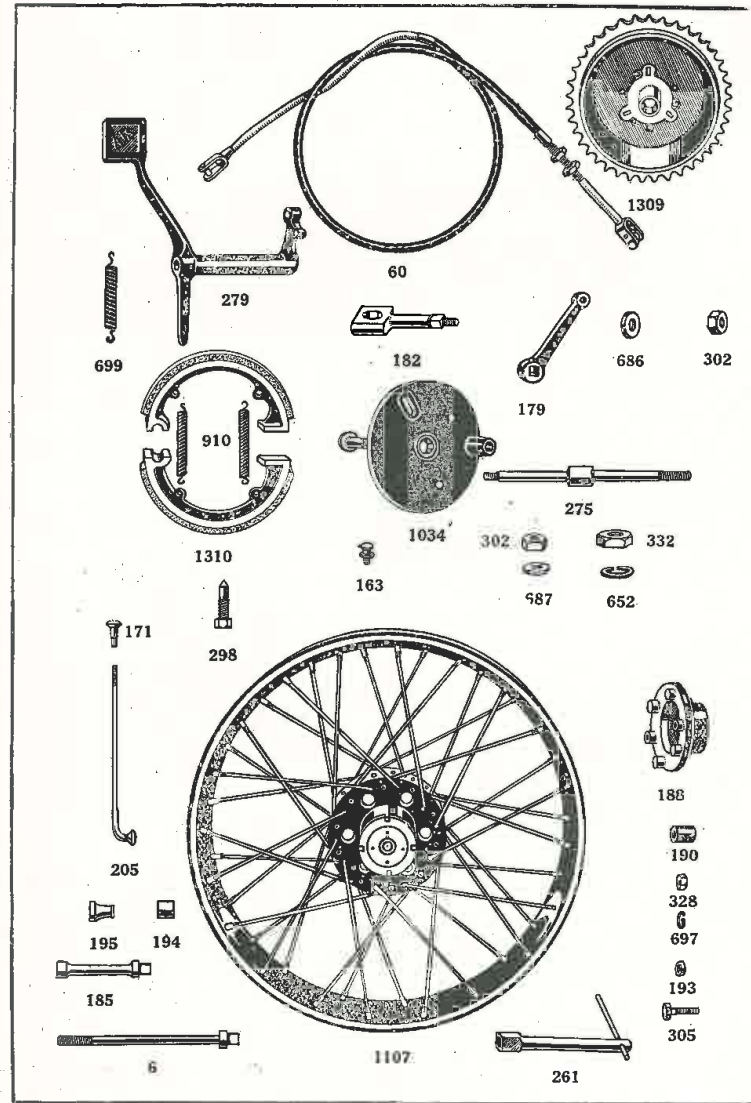
## AJS Rear Brake Parts, Wheels, etc.

Part No.	Description of Part.	Price.
1309	Combined Brake Drum and Sprocket	...
1310	Brake Shoes, with lining	...
*1310A	Brake Shoes, without lining	...
*1310B	Brake Lining only	...
182	Brake Shoe Expander Spindle	...
686	Brake Shoe Expander Spindle Washer	...
302	Brake Shoe Expander Spindle Nut	...
179	Brake Shoe Expander Spindle Lever	...
1034	Brake Anchor Plate	...
298	Brake Anchor Plate Pin	...
163	Brake Anchor Plate Spindle Lubricator	...
279	Foot Brake Pedal	...
699	Foot Brake Pedal Return Spring	...
60	Brake Cable	...
275	Foot Brake Pedal Spindle	...
302	Foot Brake Pedal Spindle Small Nut	...
687	Foot Brake Pedal Spindle Small Washer	...
332	Foot Brake Pedal Spindle Large Nut...	...
652	Foot Brake Pedal Spindle Large Washer	...
1107	Wheel, complete	...
205	Wheel Spokes (per set of 40)	...
171	Wheel Spoke Nipples (per set of 40)	...
188	Wheel Hub Dust Cap (for Front and Spare Wheels)	...
305	Hub Dust Cap Bolt	...
328	Hub Dust Cap Bolt Nut	...
697	Hub Dust Cap Bolt Washer	...
193	Hub Dust Cap Distance Ring	...
190	Hub Dust Cap Distance Piece	...
6	Hub Centre Pin	...
185	Hub Sleeve Nuts, for Detachable Wheels	...
194	Inside Distance Piece for Back Wheel (Plain)	...
195	Outside Distance Piece for Back Wheel (Shaped)	...
261	Detachable Wheel Spanner	...

\*Not illustrated separately.



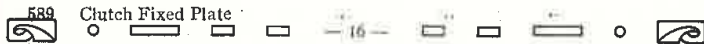
## A.J.S. REAR BRAKE PARTS, WHEELS, Etc.



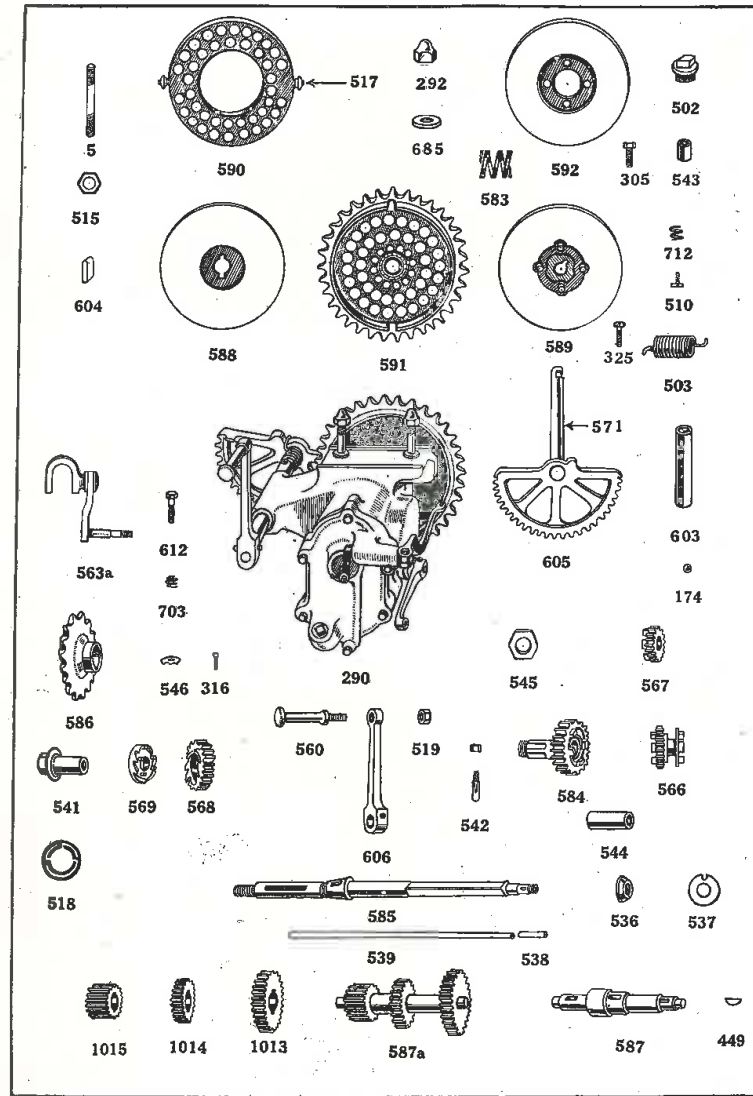


# AJS Countershaft 3-Speed Gear Parts.

Part No.	Description of Part.	Price
290	Gear Box, complete with Kick-starter, clutch, etc.	...
612	Gear Box Cover Pins	...
703	Spring Washers, for Gear Box Cover Pins	...
5	Studs holding Gear Box to Bottom Bracket	...
292	Gear Box Stud Nut	...
685	Gear Box Stud Washer	...
591	Clutch Sprocket	...
590	Clutch Floating Plate	...
517	Clutch Floating Plate Rollers	...
592	Clutch Dished Plate	...
588	Clutch Sliding Plate	...
604	Clutch Sliding Plate Key	...
538	Clutch Short Push Rod	...
539	Clutch Long Push Rod	...
174	Ball in Clutch Operating Shaft for Push Rod	...
515	Clutch Fixed Plate Lock Nut	...
712	Clutch Fixed Plate Spring	...
510	Clutch Fixed Plate Screw	...
583	Clutch Spring	...
541	Clutch Spring Adjusting Nut	...
605	Kick-starter Quadrant and Shaft	...
571	Kick-starter Shaft only	...
603	Kick-starter Tube	...
543	Kick-starter Tube Bush	...
305	Pin Holding Kick-starter Tube in Split End of Gear Box Extension	...
503	Kick-starter Spring	...
325	Kick-starter Spring Retaining Screw	...
606	Kick-starter Crank	...
542	Kick-starter Crank Pin and Nut...	...
560	Kick-starter Pedal	...
519	Kick-starter Pedal Nut	...
568	Kick-starter Ratchet Wheel	...
569	Kick-starter Ratchet Plate	...
518	Kick-starter Ratchet Spring	...
585	Gear Box Main Shaft	...
584	High Speed Dog Wheel	...
544	High Speed Dog Wheel Bush	...
567	Low Speed Dog Wheel	...
566	Gear Box Sliding Sleeve	...
563A	Gear Shifter Arch and Arm, complete	...
587A	Layshaft, complete, with wheels	...
587	Layshaft only	...
1013	Large Layshaft Gear Wheel	...
1014	Middle Layshaft Gear Wheel	...
1015	Small Layshaft Gear Wheel	...
449A	Key for Layshaft Gear Wheels	...
586	Gear Box Sprocket	...
545	Gear Box Sprocket Lock Nut	...
546	Gear Box Sprocket Locking Plate	...
316	Pin for Locking Plate	...
537	Thrust Washer	...
536	Thrust Washer Lock Nut	...
502	Oil Plug for Gear Box	...
589	Clutch Fixed Plate	...



## A.J.S. COUNTERSHAFT 3-SPEED GEAR PARTS.



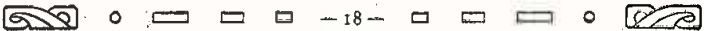


# AJS Gear Box Parts, Change Speed Lever,

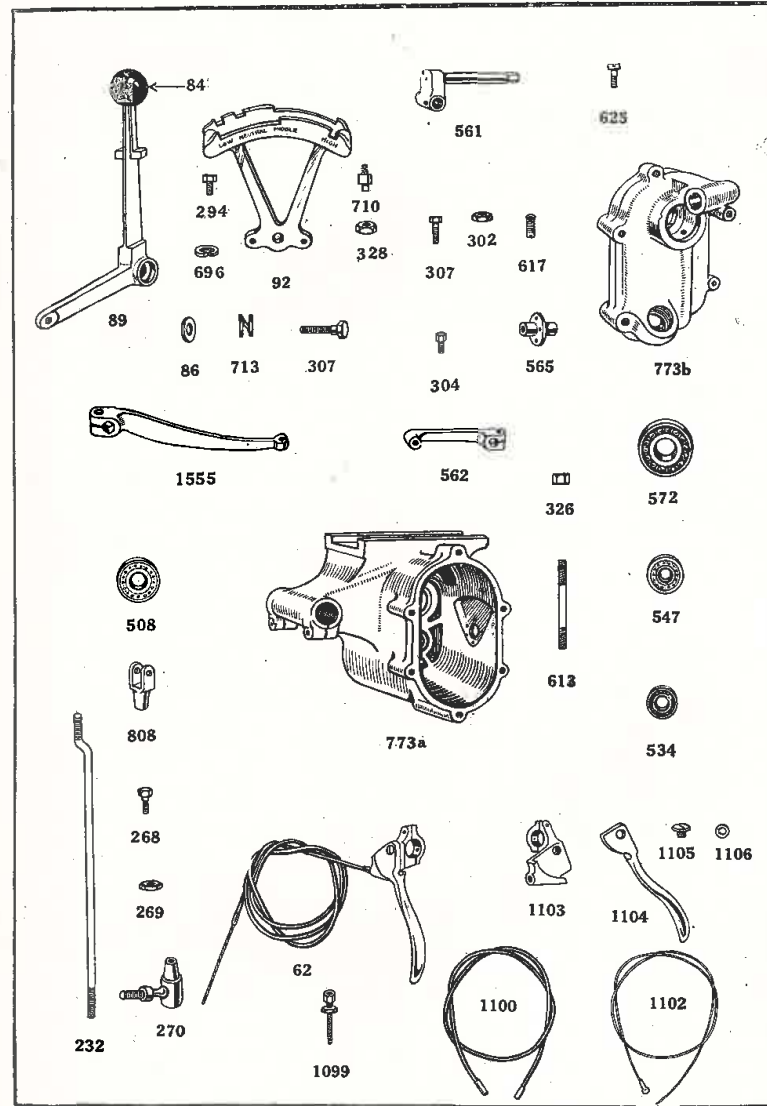
Etc.

Part No.	Description of Part.	Price.
773A	Gear Box Shell, less fittings ...	...
773B	Gear Box Cover, less fittings ...	...
613	Gear Box Cover Long Stud ...	...
326	Gear Box Cover Long Stud Nut...	...
572	Large Gear Box Bearing ...	...
547	Medium Gear-Box Bearing ...	...
534	Small Gear Box Bearing ...	...
508	Clutch Sprocket Bearing ...	...
1555	Clutch Operating Lever at side of Gear Box...	...
307	Pin for Split end of Clutch operating Lever ...	...
561	Clutch Operating Shaft at top of Cover ...	...
617	Adjusting Screw in Operating Shaft for taking up Slack in Bowden Cable ...	...
302	Adjusting Screw Lock Nut ...	...
562	Gear Shifter Lever outside Gear Box ...	...
304	Pin for Split End of Gear Shifter Lever ...	...
565	Gear Shifter Bush ...	...
625	Screws for Gear Shifter Bush ...	...
232	Change Speed Rod between Gate Change and Gear Box ...	...
808	Yoke End for Change Speed Rod ...	...
268	Yoke End Pin ...	...
269	Lock Nut for Yoke End Pin ...	...
270	Ball Joint for Yoke End ...	...
82	Clutch Control Lever on Handle-bar, complete with Cable	...
1103	Clutch Control Lever on Handle-bar, Clip only ...	...
1104	Clutch Lever only ...	...
1105	Large Head Pin for Clutch Lever ...	...
1106	Washer for Clutch Lever Pin ...	...
1099	Bowden Cable Adjuster ...	...
1100	Bowden Clutch Cable, Outer Casing ...	...
1102	Bowden Clutch Cable Inner Wire ...	...
89	Change Speed Lever, with Knob ...	...
84	Change Speed Lever, Knob only ...	...
92	Change Speed Quadrant, complete ...	...
*92A	Back portion of Change Speed Quadrant ...	...
*92B	Front portion of Change Speed Quadrant ...	...
710	Quadrant Stud ...	...
328	Nut for Quadrant Stud ...	...
294	Pin for fixing bottom Ears of Quadrant to Frame Lug ...	...
696	Washer for Quadrant Fixing Pin ...	...
86	Plain Washer for Change Speed Lever ...	...
713	Double Spring Washer for Recess in Change Speed Lever...	...
307	Pin for Change Speed Lever ...	...

\* Not shown separately.



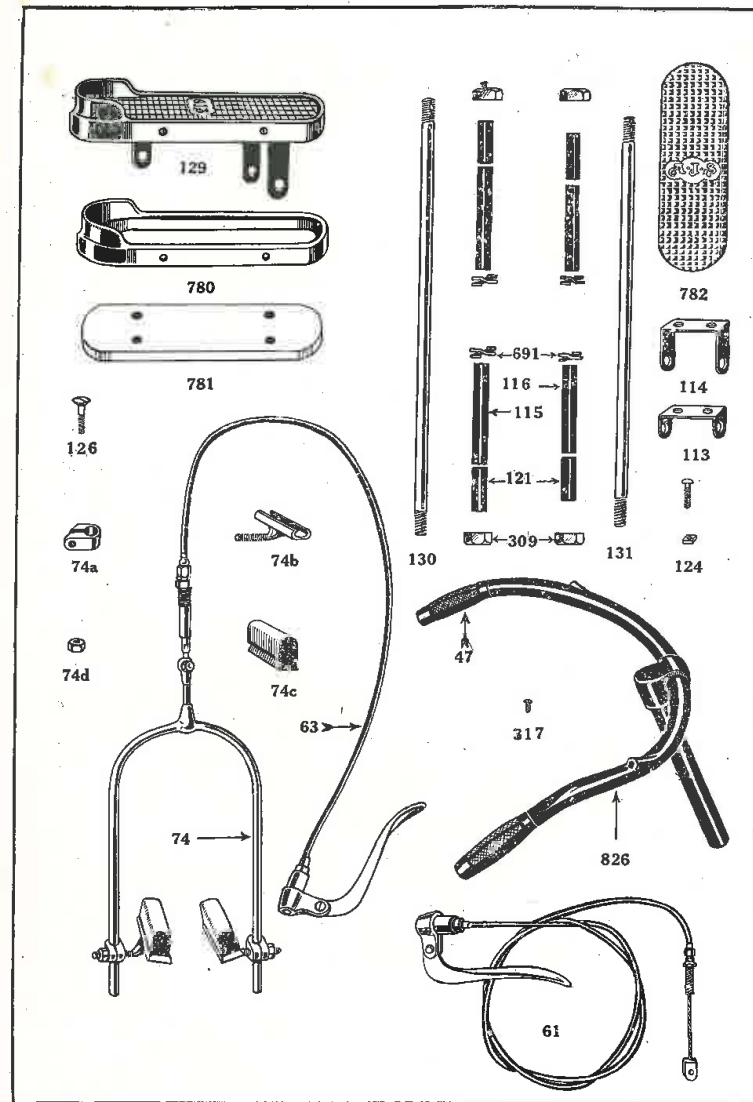
# A.J.S. GEAR BOX PARTS, CHANGE SPEED LEVER, Etc.



## A.J.S. Footboard Parts, Front Brake and Handle-bar.

Part No	Description of Part.	Price.
129	Footboard, complete	...
780	Footboard Beading	...
781	Footboard Wood Base	...
126	Footboard Wood Screws	...
782	Rubber Matting	...
118	Short Footboard Bracket	...
114	Long Footboard Bracket	...
124	Footboard Bracket Bolt and Nut...	...
130	Front Footboard Rod	...
115	Long Distance Tube, for Front Footboard Rod	...
131	Rear Footboard Rod	...
309	Lock Nuts for Footboard Rods ...	...
121	Short Distance Tube for Footboard Rods ...	...
116	Long Distance Tube for Footboard Rods ...	...
691	Double Spring Washers for Footboard Rods ...	...
74	Front Brake, complete	...
63	Front Brake Cable, complete with Lever, but minus Brake Arch, Shoes, etc.	...
74A	Stirrup Clip for Front Brake Shoe	...
74B	Front Brake Shoe	...
74C	Front Brake Block	...
74D	Nut for Brake Shoe	...
47	Handle-bar Grip only	...
317	Small Screw for fastening Control Levers in Handle-bar	...
826	Handle-bar, with Grips	...
61	Exhaust Lifter, complete with Cable, etc.	...

## A.J.S. FOOTBOARD PARTS, FRONT BRAKE & HANDLE-BAR.



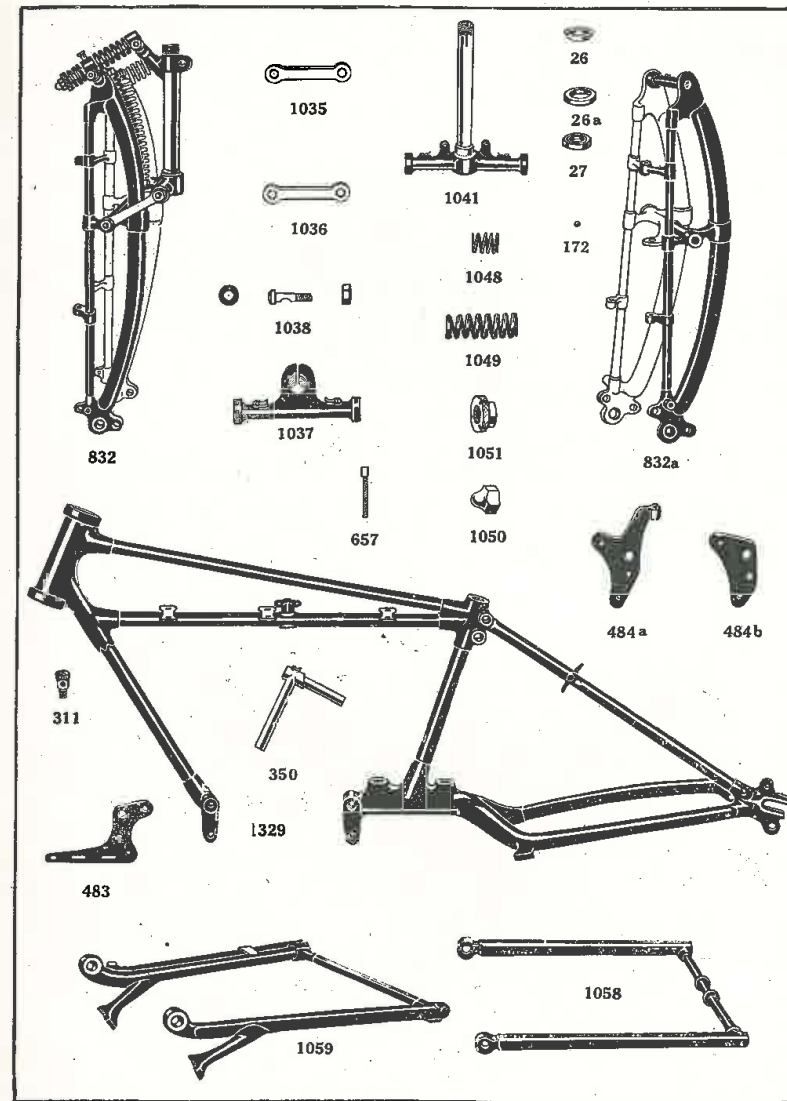


## A.J.S. Frame, Spring Forks, etc.

Part No.	Description of Part.	Price.
832	Front Fork, complete	...
832A	Front Fork Girder only	...
1041	Steering Stem and Crown Lug	...
311	Ball Head Lubricator	...
26	Ball Head Race (top)	...
26A	Ball Head Race (bottom)	...
27	Fork Stem Ball Race (bottom)	...
172	3/16 Steel Balls for Races	...
1035	Left-hand Front Fork Link, Screwed Left-hand	...
1036	Right-hand Front Fork Link, Screwed Right-hand	...
1037	Spring Fork Clip	...
1038	Pin Nut and Washer, for Spring Fork Clip	...
1048	Front Buffer Spring	...
1049	Back Buffer Spring	...
1050	Lock Nut, for Buffer Spring	...
1051	Thrust Nut, for Buffer Spring	...
850	Seat Pillar	...
657	Adjusting Pin, for Back Wheel	...
1329	Frame, complete	...
483	Front Engine Plates	...
484A	Back Engine Plate (Left-hand side)	...
484B	Back Engine Plate (Right-hand side)	...
1058	Front Wheel Stand	...
1059	Back Wheel Stand	...



## A.J.S. FRAME, SPRING FORKS, Etc.



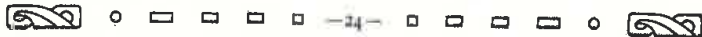




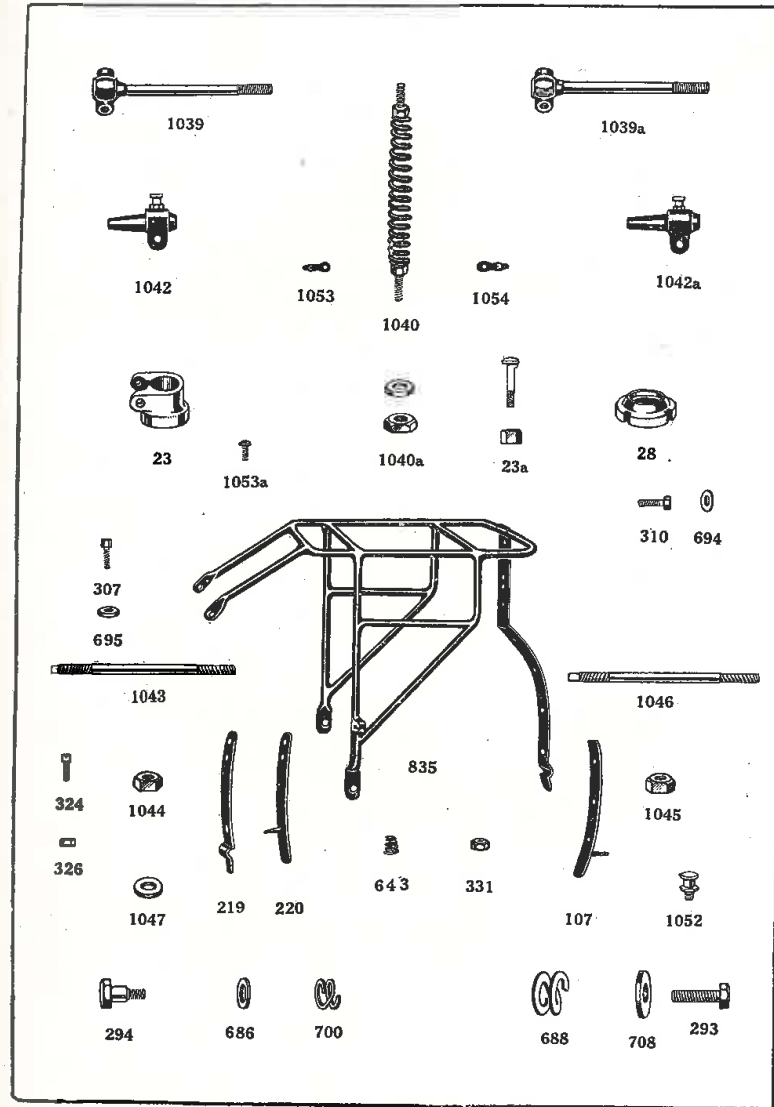
## A.J.S. Spring Fork Parts—Continued

### Carrier, etc.

Part No.	Description of Part.	Price.
1039	Buffer T Piece. Right-hand ...	...
1039A	Buffer T Piece, Left-hand ...	...
1040	Vertical Spring ...	...
1040A	Vertical Spring Nut and Washer ...	...
1042	Buffer Cross Piece. Right-hand ...	...
1042A	Buffer Cross Piece. Left-hand ...	...
1043	Top Rocker Bar, Square End Screwed Left-hand ...	...
1046	Main Rocker Bar, Square End Screwed Right-hand ...	...
1047	Rocker Bar Washers ...	...
1044	Rocker Bar Lock Nuts. Left-hand ...	...
1045	Rocker Bar Lock Nuts. Right-hand ...	...
1053	Small Lubricator Hole Covers ...	...
1053A	Pins for Lubricator Hole Covers ...	...
1054	Large Lubricator Hole Covers ...	...
1052	Cross Piece Lubricator ...	...
219	Front Stand Clip. Outside Strap ...	...
220	Front Stand Clip. Inside Strap ...	...
107	Back Stand Clip. Inside Strap ...	...
643	Small Spiral Spring, for Back Stand Clip Bolt ...	...
331	Nut for Back Stand Clip Bolt ...	...
324	Small Pin, holding Stand Clip Straps to Mudguards ...	...
326	Nut for Stand Clip Small Pin ...	...
294	Front Stand Pin ...	...
686	Washer for Front Stand Pin ...	...
700	Spring Washer for Front Stand Pin ...	...
293	Back Stand Pin ...	...
708	Plain Washer for Back Stand Pin ...	...
688	Recess Washer for Back Stand Pin ...	...
835	Back Carrier, with outer half of Stand Clip Strap fixed on ...	...
307	Carrier Attachment Pin ...	...
695	Washer for Carrier Attachment Pin ...	...
310	Fixing Pin, for Front Mudguard Stay ...	...
694	Washer, for Front Mudguard Stay Pin ...	...
23	Steering Collar ...	...
23A	Steering Collar Pin and Nut ...	...
28	Steering Collar Lock Nut ...	...



### A.J.S. SPRING FORK PARTS—Continued, CARRIER, Etc.





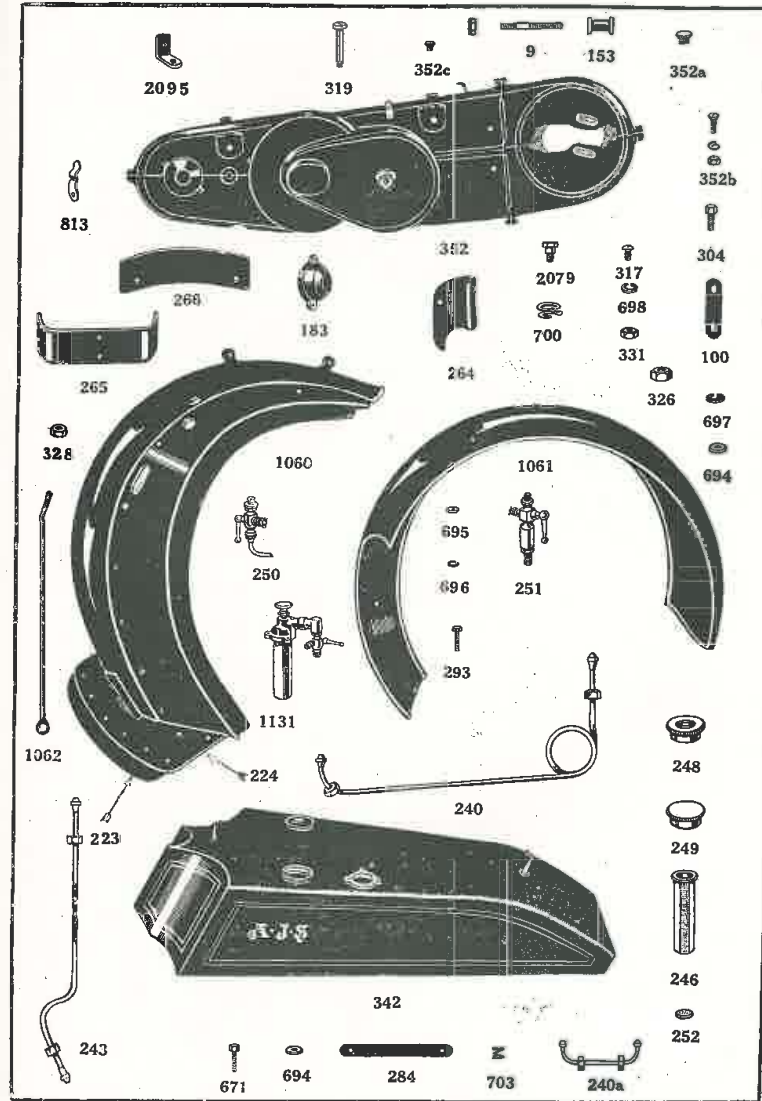
## AJS Chain Case, Mudguards, Tank and Fittings.

Part No.	Description of Part.	Price.
352	Chain Case, complete	...
352A	Oil Filler Cap for Chain Case	...
352B	Set Pin and Washer and Nut, for Chain Case	...
352C	Short Large Headed Screw for fixing Front Detachable Cover of Chain Case	...
813	Back Brake Cable Clip on Chain Case	...
9	Chain Case Distance Bolt and Nut	...
153	Distance Bolt Piece	...
2079	Chain Case Retaining Pin	...
700	Spring Washer for Retaining Pin	...
319	Chain Cover Pin	...
183	Engine Sprocket Cover on front of Chain Case	...
265	Back Number Plate	...
266	Front Number Plate	...
1060	Front Mudguard, complete with Sidewings, Splashes, etc.	...
223	Leather Splasher for Front Mudguard	...
224	Metal Splasher for Front Mudguard	...
*149	Bifurcated Rivets for Splashes	...
2095	Angle Plate, for supporting Metal Splasher	...
317	3/16-in. Pins for attaching Sidewings, etc., to Front Mudguard	...
698	3/16-in. Washers for attaching Sidewings, etc., to Front do.	...
331	3/16-in. Nuts for attaching Sidewings to Front Mudguards	...
1062	Front Mudguard Stay	...
328	Nut for Front Mudguard Stay	...
1061	Back Mudguard	...
264	Extension Piece for Back Mudguard	...
293	Set Pin, holding Back Mudguard to Frame	...
695	Plain Washer for Mudguard Set Pin	...
696	Spring Washer for Mudguard Set Pin	...
100	Bridge Plates for Back and Front Mudguards	...
304	Bridge Plate Pin	...
697	Single Spring Washer for Bridge Plate Pin	...
694	Plain Washer for Bridge Plate Pin	...
326	Nut for Bridge Plate Pin	...
342	Tank (Minus Fittings)	...
284	Felt Pad between Tank and Supports on Frame	...
671	Pin for Tank Supports	...
703	Spring Washer for Tank Support Pin	...
694	Plain Washer for Tank Support Pin	...
248	Tank Petrol Filler Cap	...
246	Petrol Cap Strainer	...
252	Cork Petrol Gauge	...
240	Petrol Pipe	...
240A	Petrol Coupling Pipe at rear of Tank	...
243	Oil Pipe	...
249	Oil Filler Cap on Tank	...
1131	Oil Pump, complete	...
250	Priming Tap	...
251	Petrol Tap	...

\*Not illustrated.



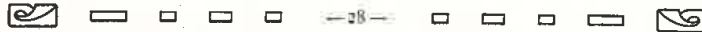
## A.J.S. CHAIN CASE, MUDGUARDS, TANK & FITTINGS.



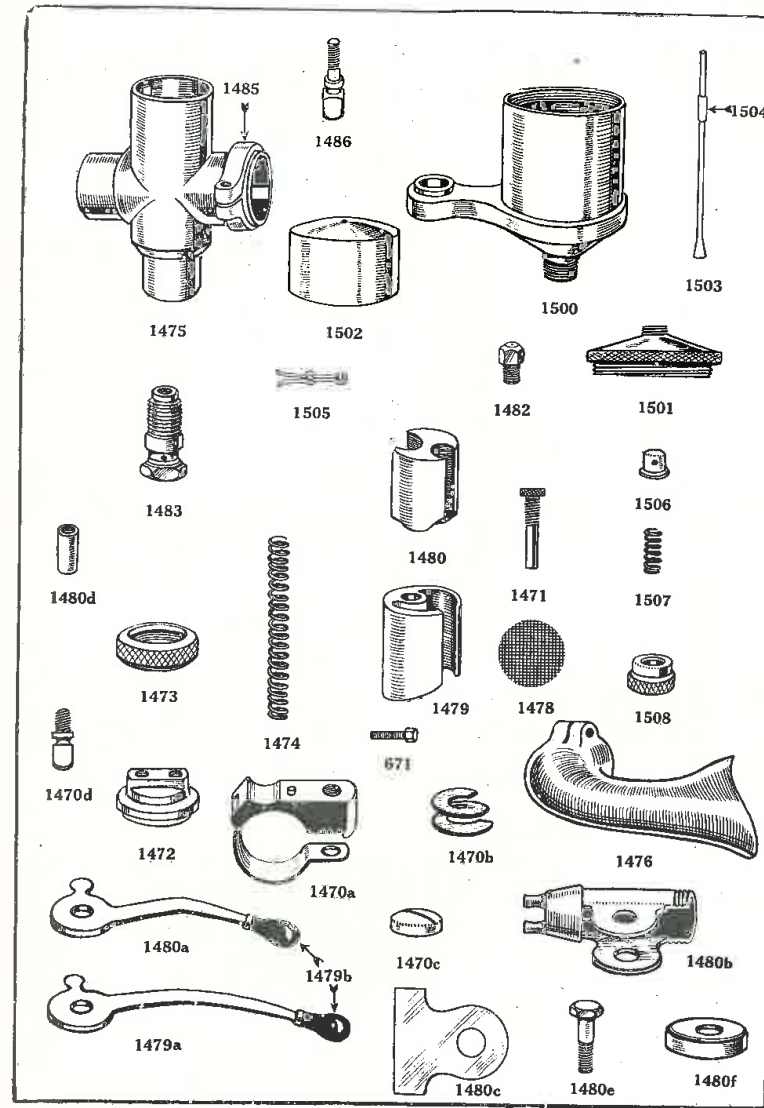


## A.J.S. Carburetter Parts.

Part No.	Description of Part.	Price.
1475	Carburetter Body and Mixing Chamber ...	...
1472	Carburetter Body Cap ...	...
1473	Carburetter Cap Ring ...	...
1485	Clip Ring for attaching Carburetter to Induction Pipe ...	...
1486	Clip Ring Pin ...	...
1500	Float Chamber ...	...
1501	Float Chamber Cap ...	...
1502	Float ...	...
1503	Needle Valve ...	...
1504	Needle Valve Adjusting Tube for Petrol Level ...	...
1505	Adjusting Tube Cotter ...	...
1506	Flooding Plunger ...	...
1507	Plunger Spring ...	...
1508	Plunger Holder ...	...
1479	Throttle Slide ...	...
1479A	Throttle Control Lever, complete with Knob ...	...
1479B	Knob for Control Levers ...	...
1480	Air Slide ...	...
1474	Throttle and Air Slide Springs ...	...
1480A	Air Control Lever ...	...
1480B	Control Lever Barrel ...	...
1470C	End Cap for Control Lever Barrel ...	...
1480C	Central Dividing Plate of Control Barrel ...	...
1480D	Control Lever Bearing ...	...
1480E	Long Centre Fixing Pin for Control Barrel ...	...
1470B	Spring Washer ...	...
1480F	Housing Cup for Spring Washer ...	...
1470A	Control Barrel Clip... ...	...
1470D	Pin for Barrel Clip... ...	...
1471	Cable Adjuster for Air and Throttle Slides ...	...
1482	Jet ...	...
1483	Jet Holder ...	...
1476	Hot Air Intake ...	...
1478	Hot Air Intake Gauze ...	...
671	Fixing Pin for Hot Air Intake ...	...



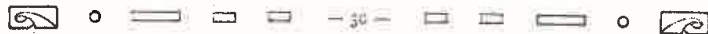
## A.J.S. CARBURETTER PARTS.



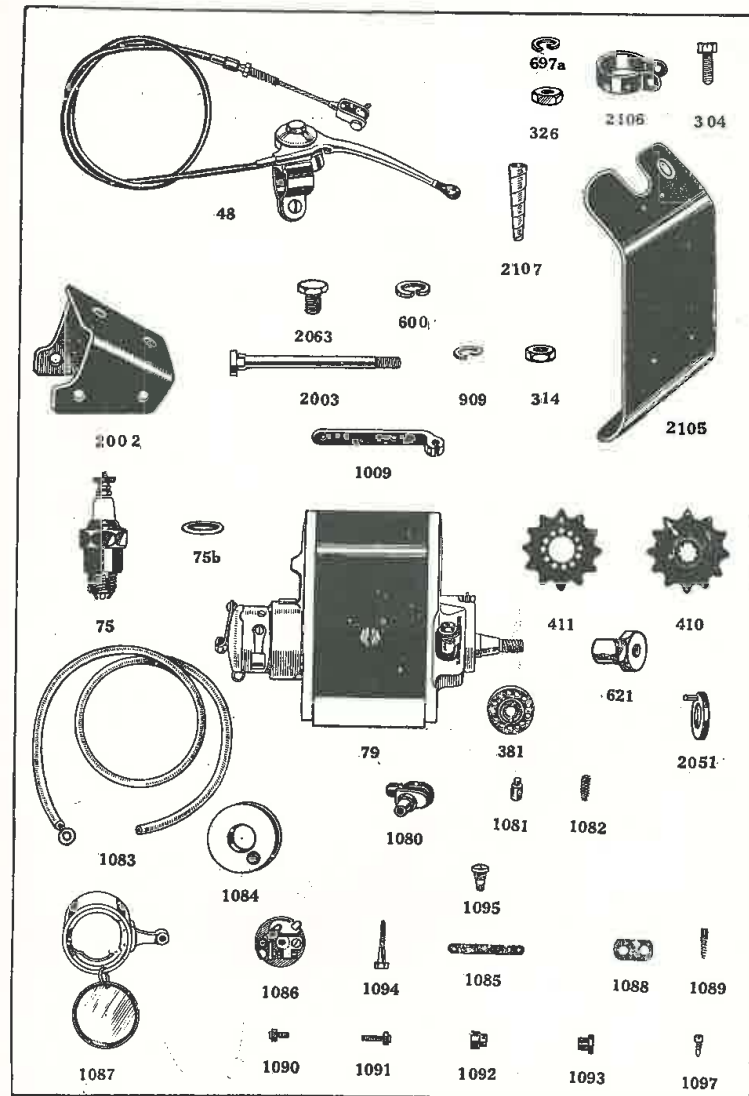


## AJS Ignition and Magneto Parts.

Part No.	Description of Part.	Price.
79	Magneto	...
75	Sparking Plug	...
75b	Sparking Plug Washer	...
2002	Magneto Platform	...
2003	Magneto Platform Bolt	...
909	Spring Washer for Platform Bolt	...
314	Nut for Platform Bolt	...
381	Magneto Sprocket Sleeve	...
411	Magneto Sprocket	...
2051	Peg Washer for Magneto Sprocket and Sleeve	...
621	Lock Nut for Magneto Sprocket	...
2063	Pin for attaching Magneto to Platform	...
600	Washer for Magneto Platform Pin	...
48	Magneto Control Cable and Lever on Handle-bar	...
2107	Return Spring on Magneto for Contact Breaker	...
2105	Magneto Shield	...
2106	Clip on Front Down Tube for Magneto Shield	...
304	Pin for Magneto Shield Clip	...
697A	Spring Washer for Shield Clip Pin	...
326	Nut for Shield Clip Pin	...
410	Sprocket for Magneto Chain (on Engine)	...
1009	Bowden Cable Control Stop (on Magneto)	...
1080	Carbon Brush Holder	...
1081	Carbon Brush	...
1082	Carbon Brush Spring	...
1083	High Tension Wire	...
1084	Vulcanite Slip Ring	...
1085	Contact Breaker Spring	...
1086	Contact Breaker	...
1087	Contact Breaker Cover and Timing Cage	...
1088	Insulating Bush underneath Platinum Point Block	...
1089	Earth Carbon and Spring for back of Contact Breaker	...
1090	Short Platinum Point	...
1091	Long Platinum Point	...
1092	Insulating Bush for fastening Platinum Point Block	...
1093	Insulating Bush for Block fastened by 1094	...
1094	Taper Screw for fixing Contact Breaker	...
1095	Earth Carbon and Spring in Holder	...
1097	Inside Screw for fixing High Tension Cable in 1080	...



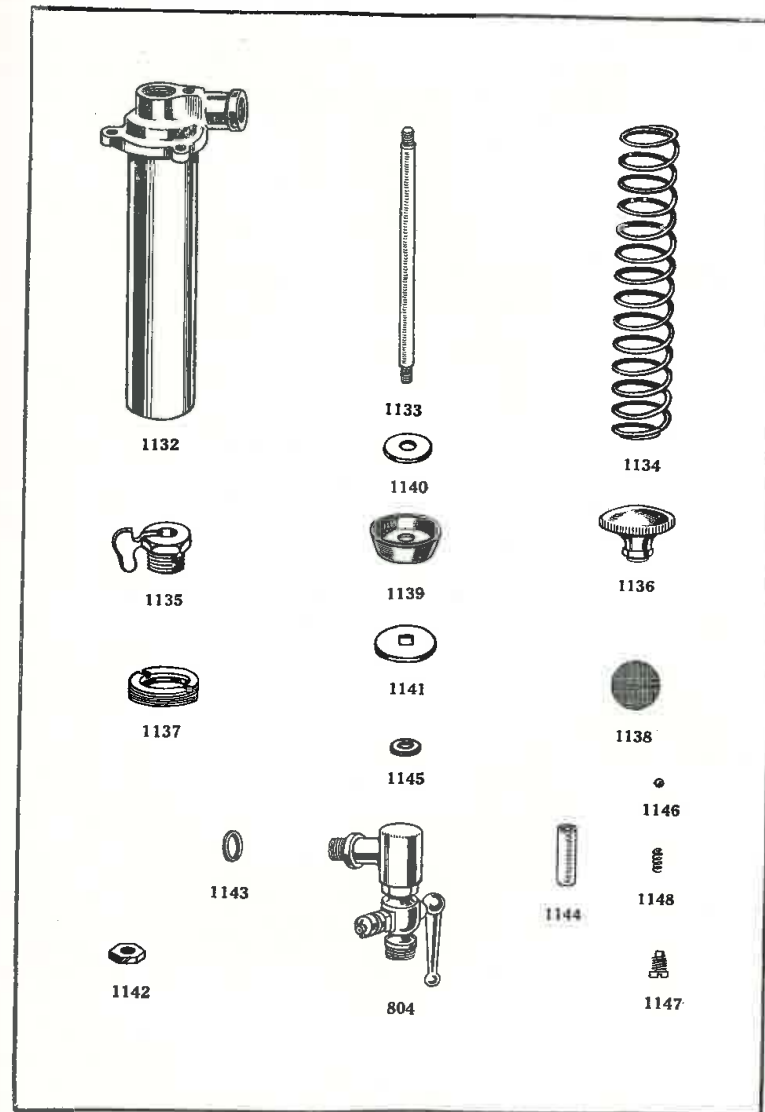
## A.J.S. IGNITION AND MAGNETO PARTS.



## AJS Oil Pump Parts.

Part No.	Description of Part.	Price.
1132	Pump Barrel	...
1133	Pump Plunger Rod	...
1134	Plunger Spring	...
1135	Pump Plunger Catch and Gland Nut	...
1136	Pump Plunger Head	...
1137	Plunger Spring Thrust Nut and Gauze Holder	...
1138	Plunger Strainer Gauze	...
1139	Pump Leather Cup Washer	...
1140	Cup Leather Brass Washer	...
1141	Cup Leather Steel Washer	...
1142	Small Nut at bottom of Plunger Rod	...
1143	Copper Asbestos Washer	...
1144	Plunger Tubular Stop	...
1145	Packing Washer	...
1146	Non-Return Ball Valve	...
1147	Non-Return Ball Valve Screw Plug	...
1148	Non-Return Ball Valve Spring	...
804	Pump Tap and Elbow	...

## A.J.S. OIL PUMP PARTS.









## A.J.S. Chains, Saddle, etc.

Part No.	Description of Part.	Price.
1068	Driving Chain Outer Spring Link Plate	...
1073	Driving Chain Spring Link, complete	...
1070	Driving Chain Cranked Link	...
1067	Driving Chain Inner Link	...
1074	Spring Link Outer Plate	...
1075	Spring Clip	...
65	Driving Chain (Engine to Gear Box)	...
64	Driving Chain (Gear Box to Back Wheel)	...
1072	Three Piece Link	...
70	Magneto Chain	...
1071	Magneto Chain Outer Link	...
1065	Magneto Chain Spring Link	...
1066	Magneto Chain Cranked Link	...
1063	Stud Extractor	...
334	Saddle	...
334A	Saddle Spring	...
334B	Cup at bottom of Saddle Spring	...
334C	Saddle Pillar Clip Bolt	...
334D	Saddle Pillar Clip	...
334E	Saddle Pillar Clip Outer Plate	...
334F	Saddle Pillar Clip Bolt Nut	...
334G	Saddle Clip Washer	...



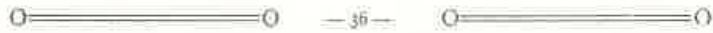
## A.J.S. CHAINS, SADDLES, Etc.



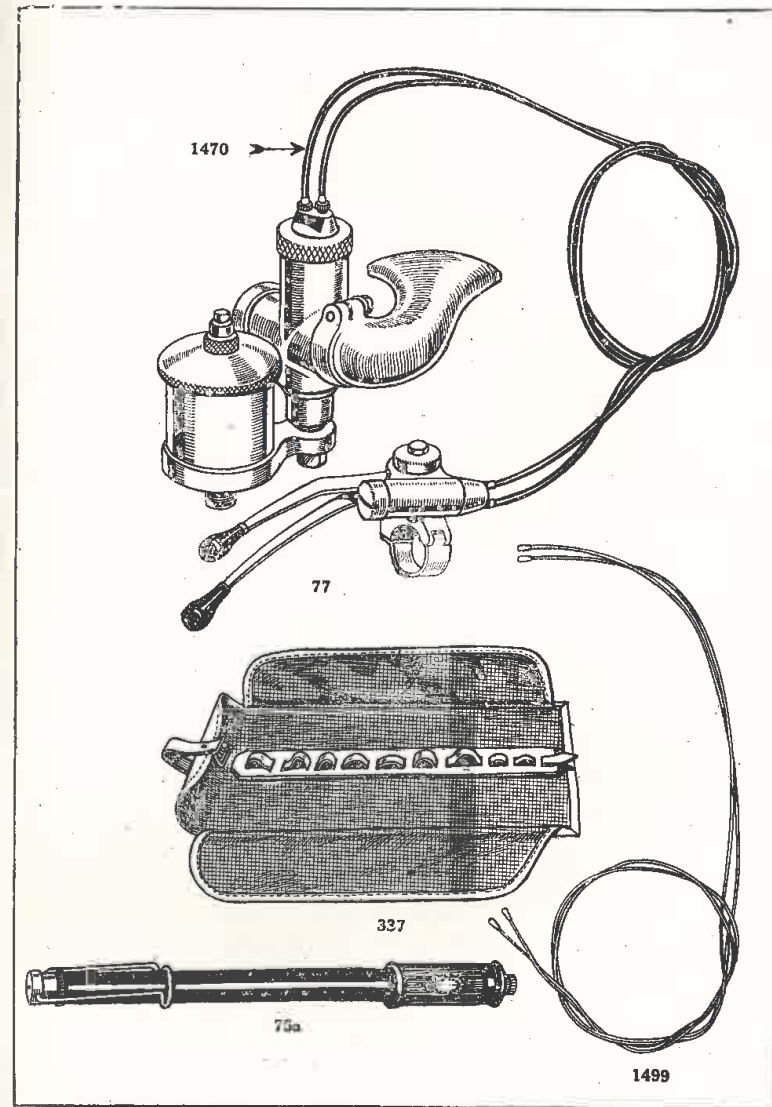


## AJS Carburetter Complete, Tool Roll and Inflator.

Part No.	Description of Part.	Price.
77	Carburetter, complete with Control	...
1470	Control Cable Outer Cover—per foot	...
1499	Control Cable Inner Wire	...
337	Tool Roll (Minus Tools)	...
75A	Tyre Inflator	...



### A.J.S. CARBURETTER COMPLETE, TOOL ROLL & INFLATOR.






## AJS Pannier Bag, Kit of Tools, etc.

Part No.	Description of Part.	Price.
1149	Centre Punch ...	...
1150	Pliers ...	...
1151	Oil Can ...	...
1152	Screw Driver ...	...
1153	Tyre Levers ...	Per Pair ...
1154	Set of Box Spanners and Tommy Bar ...	...
255	Valve Cap Spanner ...	...
259	Valve Extractor ...	...
1096	Magneto Spanner ...	...
1482	Assortment of Carburetter Jets ...	...
1155	Adjustable Spanner ...	...
*1156	Triangular File ...	...
1157	Half-round File ...	...
*1158	Oil Gun ...	...
*1059	Chisel ...	...
102	Pannier Bag Clip ...	...
103	Flat Plates for Pannier Bag Clip ...	...
800	Peg Plates for Pannier Bag Clip ...	...
331	Nut for Pannier Bag Clip ...	...
698	Washer for Pannier Bag Clip ...	...
340	Pannier Bag, complete with Metal Case ...	...

Items marked thus (\*) are not included in this list.

## A.J.S. PANNIER BAG, KIT OF TOOLS, Etc.



HARRIS & CRESSWELL, PRINTERS,  
WORCESTER ST., WOLVERHAMPTON.