


A. J. S. MOTOR CYCLES,  
44-45, PLUMSTEAD ROAD,  
PLUMSTEAD, S.E.18.



# SPARE PARTS LIST

FOR

**1932 MODELS**

**T5 - TB6 - T6**

**T8 - TB8 - T9**

**PRICE 1/- NETT**

Motor  Cycles

44-45, Plumstead Road  
LONDON, S.E.18

Proprietors: MATCHLESS MOTOR CYCLES (Colliers), Ltd.

Telegrams and Cables: "MATCHLESS" Woolwich Phone: Woolwich, 1010

Codes: A.B.C. 5th and 8th Editions, and Bentley's

# IMPORTANT INSTRUCTIONS

When ordering parts it is necessary to specify the correct model so that the parts for that model will be supplied. Always quote the number that is stamped on the crankcase.

.....

In order to ensure prompt attention it is advisable not to include correspondence on an order, as any correspondence will not be answered until the order has been despatched and invoiced.

.....

## HOW TO ORDER SPARES

- STATE (1) Model of Machine.  
(2) Engine Number.  
(3) Serial Number of item required.  
(4) Quantity required.  
(5) Description or name of part.  
(6) Say how you wish spares to be sent.  
(7) Enclose remittance to cover cost of spares and carriage (unless you have a deposit account or wish goods to be sent C.O.D.).  
(NOTE: Only goods value 5/- or over sent by C.O.D.)  
(8) Your full name and address.
- .....

*It is advisable to number and date your order and keep a copy for reference in case of misunderstanding.*

.....

### NOTE

The prices of spares do not include the cost of carriage. Spares can only be sent "carriage forward" by goods train.

## NOTICE.

We do not appoint agents for the sale on our behalf of our motorcycles or other goods, but we assign to Motorcycle Dealers areas in which we supply to such Dealers exclusively for re-sale in such areas. No such Dealer is authorised to transact any business, give any warranty, make any representation, or incur any liability on our behalf.

## GUARANTEE.

We give the following guarantee with our motorcycles, motorcycle combinations and sidecars, which is given in place of any implied conditions, warranties or liabilities whatsoever, statutory or otherwise, all such implied conditions, warranties and liabilities being in all cases excluded. Any statement, description, condition or representation contained in any catalogue, advertisement, leaflet or other publication shall not be construed as enlarging, varying or overriding this guarantee. In the case of machines which have been used for "hiring out" purposes or racing, or from which the trade mark, name or manufacturing number has been removed, no guarantee of any kind is given or is to be implied.

We guarantee, subject to the conditions mentioned below, that all precautions which are usual and reasonable have been taken by us to secure excellence of materials and workmanship, but this guarantee is to extend and be in force for six months only from the date of purchase, and damages for which we make ourselves responsible under this guarantee are limited to the free supply of a new part in exchange for the part of the motorcycle, motorcycle combination or sidecar which may have proved defective. We do not undertake to replace or refix, or bear the cost of replacing or refixing, such new part in the motorcycle, motorcycle combination or sidecar. We undertake, subject to the conditions mentioned below, to make good at any time within six months any defects in these respects. As motorcycles, motorcycle combinations and sidecars are easily liable to derangement by neglect or misuse this guarantee does not apply to defects caused by wear and tear, misuse or neglect.

The term "misuse" shall include amongst others the following acts:—

- 1.—The attaching of a sidecar to the motorcycle in such a manner as to cause damage or calculated to render the latter unsafe when ridden.
- 2.—The use of a motorcycle or of a motorcycle and sidecar combined, when carrying more persons or a greater weight than that for which the machine was designed by the manufacturers.
- 3.—The attaching of a sidecar to a motorcycle by any form of attachment not provided, supplied or approved by the manufacturers, or to a motorcycle which is not designed for such use.

Any motorcycle or motorcycle combination or sidecar sent to us to be plated, enamelled or repaired will be repaired upon the following conditions, i.e., we guarantee that all precautions which are usual and reasonable have been taken by us to secure excellence of materials and workmanship, such guarantee to extend and be in force from three months only from the time such work shall have been executed or until the expiration of the six months above referred to, and this guarantee is in lieu and in exclusion of any common law or statute warranty or condition, and the damages recoverable are limited to the cost of any further work which may be necessary to amend and make good the work found to be defective.

## Conditions of Guarantee.

If a defective part should be found in our motorcycles, motorcycle combinations or sidecars, or in any part supplied by way of exchange before referred to, it must be sent to us CARRIAGE PAID, and accompanied by an intimation from the Owner that he desires to have it repaired or exchanged free of charge under our guarantee, and he must also furnish us at the same time with the number of the machine, the date of the purchase, or the date when the alleged defective part was exchanged as the case may be.

Failing compliance with the above, such articles will lie here AT THE RISK OF THE OWNER, and this guarantee and any implied guarantee, warranty or condition shall not be enforced.

We do not guarantee specialities such as tyres, saddles, chains, lamps, etc., or any component parts supplied to the order of the Purchaser differing from our standard specifications supplied with our motorcycles, motorcycle combinations, sidecars or otherwise.

# A.J.S. MOTOR CYCLES

44-45, PLUMSTEAD ROAD  
PLUMSTEAD

LONDON, S.E.18

Proprietors, MATCHLESS MOTOR CYCLES (Colliers), LTD.

Telegrams and Cables: "Matchless," Woolwich.

Telephone: Woolwich 1010.

Codes: A.B.C. 5th and 6th Editions, and Bentley's.

---

## 1932 MODELS

Model	Number of Cylinders	Position of Cylinder	Bore	Stroke	Cubic capacity	Horse power	Ignition	Valves	Size of Tyre	Notes
T5	1	Inclined	74	81	349	3.49	Magneto or Maglita	Side	25"x3"	
TB6	1	Inclined	74	81	349	3.49	Magneto or Maglita	O.H.V.	25"x3"	"Big Port"
T6	1	Inclined	74	81	349	3.49	Magneto or Magdyno	O.H.V.	26"x3.25"	"Two Port"
T8	1	Inclined	84	90	498	4.98	Magneto or Magdyno	O.H.V.	26"x3.25"	"Two Port"
TB8	1	Inclined	84	90	498	4.98	Magneto or Magdyno	O.H.V.	26"x3.25"	"Big Port"
T9	1	Inclined	84	90	498	4.98	Magneto or Magdyno	Side	26"x3.25"	

This Spare Parts List gives present prices of parts for 1931 A.J.S. Motorcycles. These, however, are subject to alteration without notice, and we reserve the right to charge prices ruling at the time of delivery.

### TERMS OF BUSINESS.

Our invariable rule in this department is net cash with order. Remittance to £1 in value may be sent by Postal Order, but over this amount it is advisable to remit by cheque. Cheques to be made payable to A.J.S. Motor Cycles, and crossed. When making remittance by Telegraph Money Order, the name and address of sender should be included, as unless this is done, the Post Office do not give this information in the telegram. We frequently receive Telegraph Money Orders without sender's name, with the result that we cannot trace by whom the amount is sent, and we have to wait until customer writes complaining about delay before the matter can receive any attention. If remittance is not sufficient to pay for postage or carriage, goods will be sent "Carriage Forward" (Goods Train).

All repairs accounts are strictly cash before delivery.

The prices in this list are subject to alteration without notice.

IMPORTANT NOTE RE C.O.D.—Owing to the labour involved and to the fact that the minimum C.O.D. fee is 10d., goods to the value of 5/- and over only can be sent on the above system

## DEPOSIT ACCOUNT.

We strongly advise all owners of "A.J.S." Motorcycles to take advantage of our "Deposit System." It often occurs that parts are required by return, but customers not having a current account, there is the inevitable delay of Pro forma Invoice being sent, and we have to wait receipt of his remittance before the goods can be despatched. This delay causes considerable inconvenience to the party concerned, and can be avoided by opening a Deposit Account.

A remittance of not less than £2 entitles a customer to this form of account, and when goods are ordered by 'phone, telegram, or letter they will be despatched at the earliest possible moment by the quickest route. Invoices will be sent for all goods supplied and a statement will be rendered showing amount of deposit in hand when required, and customers will be notified immediately their deposit becomes exhausted, so that they may renew same. We are at all times prepared to return balance of deposit upon request.

Kindly note when ordering to mention "Deposit" or quote reference as shown on monthly statements.

## ESTIMATES.

It is becoming a general practice for customers when sending their engines or complete motorcycles to us for repairs, to request a detailed estimate for the necessary repairs before proceeding with the work.

We are always pleased to furnish these estimates, but it must be distinctly understood that only approximate quotations can be given, as when re-erecting, it is often found that other repairs or new parts are necessary, which it was impossible to locate when dismantling.

In some instances, when an estimate has been submitted, several of the items quoted for are questioned as being unnecessary or not required. We may say that we only include in our quotations new parts and repairs that we consider essential to make the machine suitable and satisfactory for the road.

If an estimate is not accepted, i.e., the parts returned to the owner in their original condition, a nominal charge is made for taking down and re-assembling.

All repair accounts are strictly cash before delivery.

## OVERHAULING.

When sending us a complete motorcycle, engine, gear box or other part with the request that we overhaul same, we understand by the term "overhaul" that it is to be entirely dismantled, thoroughly renovated, any unduly worn part renewed and put in perfect working order. In case a customer desires only certain parts attended to, explicit instructions should be given us to that effect, otherwise the cost may be far in excess of what is anticipated.

## SCOPE OF LIST.

This list describes and illustrates all items used to assemble 1932 A.J.S. Motorcycles. Each part is illustrated once only, but is listed in each section as, and where, it occurs.

The serial numbers run consecutively and, as far as possible, so do the illustrations. The appropriate serial number for each illustration is placed either on the picture of the part, or as close to the right-hand bottom corner as possible.

---

## QUANTITIES TO "SETS."

In some instances quantities to a set cannot be quoted (shim washers, equipment fittings, etc.). The letter R is, therefore, used to indicate that these items should be demanded in quantities as Required.

## THE ILLUSTRATIONS ARE NOT TO SCALE.

Small parts have been enlarged in effective scale in order that they may be easily identified and large parts have been reduced in effective scale.

### OVERSIZE PARTS.

Oversize parts are not available for A.J.S. Motorcycles.

### RULES TO BE OBSERVED.

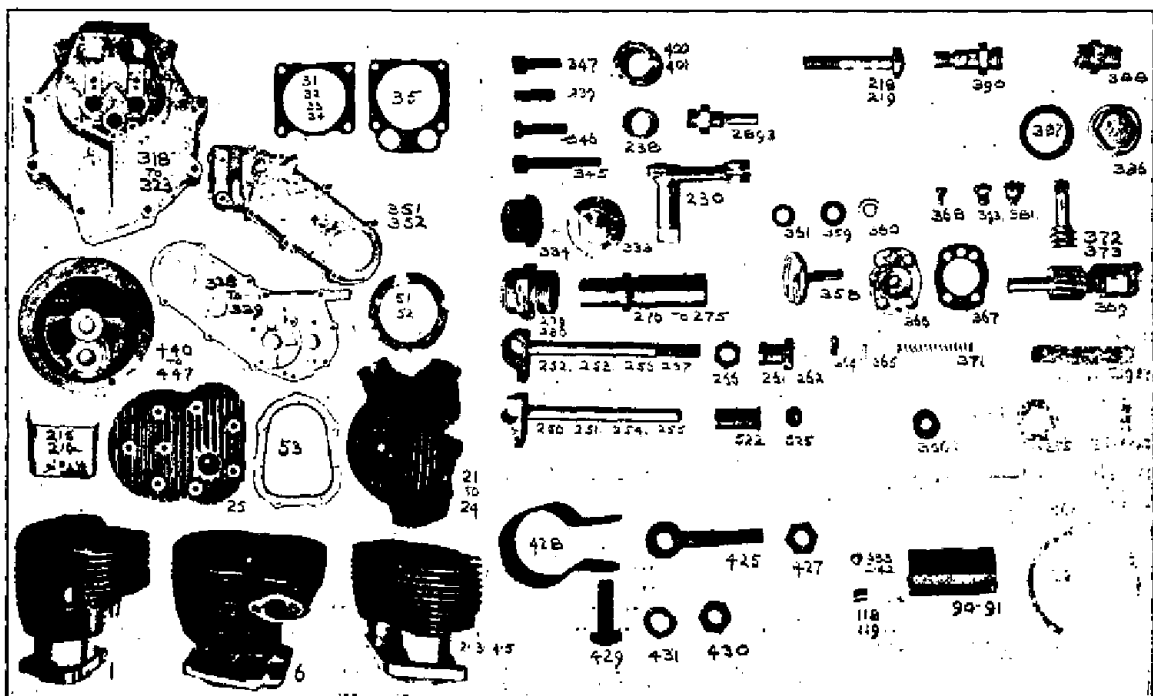
1. Parts sent to us for repair, replacement or as pattern must bear distinctly sender's full name and address. Instructions regarding same must be sent under separate cover, otherwise goods may lie at our works and not be unpacked until instructions regarding same are received.
2. All goods must be consigned to us carriage paid.
3. Do not enclose cash (whether in the form of coin or paper) with goods. Remittance should be sent by letter post for your own protection.
4. Customers having no account with us should not fail to remit at the time of order, and also to include postage.
5. When customer has no account, a Telegraph Money Order will ensure immediate attention.
6. When making enquiries respecting any part on order or repair, it is advisable to quote date of order.
7. In case of doubt regarding correct names of parts required it is advisable to send old part as pattern.

### DAMAGE IN TRANSIT.

Our responsibility ceases when goods leave our works, and claims must be made on carriers in the event of damage occurring in transit. Any such damage should be immediately reported.

NOTE.—By Railway Companies special regulations, unless damage in transit is reported within three days from receipt of goods, no claim can be entertained.

Goods not unpacked at the time of receipt should always be signed for as "Unexamined."

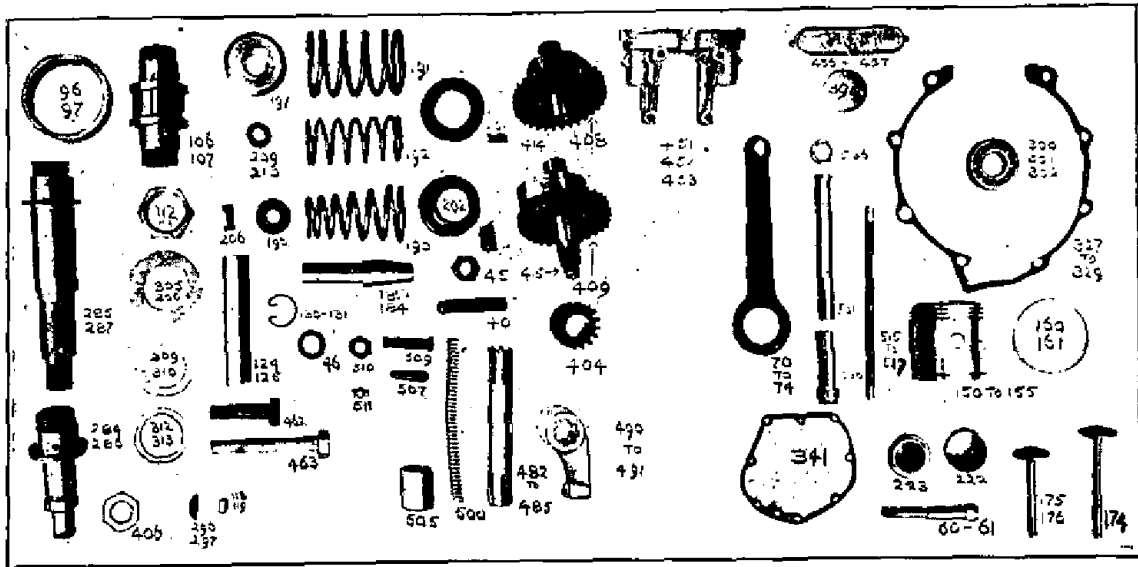


When ordering quote Part Number, Description, Model and Quantity.

## ENGINE.

Serial Number.	Description.	Price each.	No. to a Set.	Used on Models.	Drawing Number.
		£ s. d.			
1	Cylinder, with head on bloc	3 13	3...	1..T5	12305
2	Cylinder barrel only	1 12	9...	1..T6	12201
3	Cylinder barrel only	1 8	9...	1..TB6	12260
4	Cylinder barrel only	1 12	9...	1..T8	16678
5	Cylinder barrel only	1 9	9...	1..TB8	17057
6	Cylinder barrel only	3 2	6...	1..T9	16664
21	Cylinder head only	2 8	0...	1..T6	11894
22	Cylinder head only	1 14	3...	1..TB6	12300
23	Cylinder head only	2 8	0...	1..T8	16244
24	Cylinder head only	2 9	3...	1..TB8	17054
25	Cylinder head only	1 7	6...	1..T9	16670
31	Cylinder foot paper washer	2...	1...	T5, TB6	12317
32	Cylinder foot paper washer	2...	1...	T6	12324
33	Cylinder foot paper washer	2...	1...	TB8	17324
34	Cylinder foot paper washer	2...	1...	T8	17321
35	Cylinder foot paper washer	2...	1...	T9	17328
40	Cylinder foot stud	7...	4...	All models	11559
45	Cylinder foot stud nut	2...	4...	All models	2871
46	Cylinder foot stud spring washer	1...	4...	All models	2886
50	Cylinder head copper and asbestos washer	5...	1...	TB5	12268
51	Cylinder head copper washer	5...	1...	T6	11478
52	Cylinder head copper washer	5...	1...	T8, TB8	15723
53	Cylinder head joint washer	1	0...	1..T9	16682
60	Cylinder head sleeve fixing bolts	1	6...	4..TB6	20370
61	Cylinder head sleeve fixing bolts	1	6...	4..T6, T8, TB8	15938
65	Cylinder head fixing bolts	9...	7...	T9	16694
70	Connecting rod with bushes	1 4	3...	1..T5	11983A
71	Connecting rod with bushes	1 1	3...	1..TB6	12259A
72	Connecting rod with bushes	1 4	3...	1..T6	11922A
73	Connecting rod with bushes	1 4	3...	1..T8, TB8	11918A
74	Connecting rod with bushes	1 4	3...	1..T9	16271A
80	Connecting rod only	1 0	0...	1..T5	11983
81	Connecting rod only	17	0...	1..TB6	12259
82	Connecting rod only	1 0	0...	1..T6	11922
83	Connecting rod only	19	9...	1..T8, TB8	11918
84	Connecting rod only	19	9...	1..T9	16271
90	Small end bush only	1	9...	1..T5, T6, TB6	11420
91	Small end bush only	2	0...	1..T8, TB8, T9	15679
96	Crankpin outer race	2	6...	1..T5, TB6	11935
97	Crankpin outer race	2	6...	1..T6, T8, TB8, T9	11896
101	Crankpin, complete with race and rollers	18	0...	1..T5, TB6	11956A
102	Crankpin, complete with race and rollers	19	3...	1..T6, T8, TB8, T9	16249A
106	Crankpin only, less nuts	7	6...	1..T5, TB6	11956
107	Crankpin only, less nuts	8	6...	1..T6, T8, TB8, T9	16249
112	Crankpin nut	3...	2...	T5, TB6	11955
113	Crankpin nut	3...	2...	T6, T8, TB8, T9	3821
118	Crankpin rollers, 1/4"x1/4" long each	2...	36...	T5, TB6	L4E306
119	Crankpin rollers, 1/4"x5/16" long each	2...	36...	T6, T8, TB8, T9	12341
124	Gudgeon pin	2	0...	1..T5, T6, TB6	10806
125	Gudgeon pin	3	6...	1..T8, TB8, T9	15177
130	Gudgeon pin spring ring	1...	2...	T5, T6, TB6	12310
131	Gudgeon pin spring ring	1...	2...	T8, TB8, T9	17305
140	Piston, complete with gudgeon pin and rings	1 2	0...	1..T5	11980A
141	Piston, complete with gudgeon pin and rings	1 1	0...	1..TB6	12291A
142	Piston, complete with gudgeon pin and rings	1 3	3...	1..T6	11984A
143	Piston, complete with gudgeon pin and rings	1 6	0...	1..T8	16301A
144	Piston, complete with gudgeon pin and rings	1 2	3...	1..TB8	17053A
145	Piston, complete with gudgeon pin and rings	1 6	0...	1..T9	16676A
150	Piston body only	15	0...	1..T5	11980
151	Piston body only (low compression)	14	3...	1..TB6	12291
152	Piston body only (low compression)	15	0...	1..T6	11984
153	Piston body only (low compression)	17	3...	1..T8	16301
154	Piston body only (low compression)	15	0...	1..TB8	17053
155	Piston body only	17	3...	1..T9	16676
160	Piston ring only	1	3...	3..TB6	2898
161	Piston ring only	1	3...	4..T5, T6	
				3..TB8	15015
				4..T8, T9	
166	Valve, complete with spring, etc., inlet or exhaust	5	6...	2..T5, T9	457A
167	Valve, complete with spring, etc., inlet or exhaust	10	9...	2..TB6	20447A
168	Valve, complete with spring, etc., inlet or exhaust	14	9...	2..T6, T8, TB8	16604A
174	Valve stem only, inlet or exhaust	4	0...	2..T5, T9	457
175	Valve stem only, inlet or exhaust	7	6...	2..TB6	20447
175	Valve stem only, inlet or exhaust	11	6...	2..T6, T8, TB8	16604
180	Valve guide, inlet or exhaust	1	6...	2..T5, T9	3524
181	Valve guide, inlet	3	6...	1..TB6	20374
182	Valve guide, exhaust	4	0...	1..TB6	20373
183	Valve guide, inlet	2	3...	1..T6, TB8, T8	15912
184	Valve guide, exhaust	4	0...	1..T6, TB8, T8	16019
190	Valve spring	10...	2...	T5, T9	2368
191	Valve spring, outer	10...	2...	T6, TB6, T8, TB8	16928
192	Valve spring, inner	7...	2...	T6, TB6, T8, TB8	16929
196	Valve spring cone	7...	2...	T5, T9	359
197	Valve spring cone	1	3...	2..T6, TB6, T8, TB8	15711
201	Valve spring dish	7...	2...	T5, T9	2207

When ordering quote Part Number, Description, Model and Quantity.



Serial Number.	Description.	Price each.	No. to a Set.	Used on Models.	Drawing Number.	
202	Valve spring dish	£ s. d.	7...	2...T6, TB6, T8, TB8	16008	
206	Valve stem cotter		2...	2...T5, T9	514	
209	Valve stem split cone		7...	2...TB6	20368	
210	Valve stem split cone		7...	2...T6, T8, TB8	10784	
215	Valve spring aluminium cover	3	9...	1...T5	12047	
216	Valve spring aluminium cover	3	9...	1...T9	12207	
218	Screw for valve spring cover		3...	1...T5	16132	
219	Screw for valve spring cover		3...	1...T9	16945	
222	Exhaust valve cap for cylinder	2	3...	1...T5	485	
223	Inlet valve cap for cylinder	2	3...	1...T5	486	
226	Valve cap C and A washer		2...	2...T5	3788	
230	Exhaust lifter spindle and arm	3	3...	1...All models	11881	
234	Exhaust lifter spring		3...	1...All models	16490	
238	Exhaust lifter spindle bush	10	1...	1...All models	16303	
239	Stop pin for exhaust lifter arm		7...	1...All models	16483	
250	Exhaust tappet	4	6...	1...TB6	20402	
251	Inlet tappet	4	6...	1...TB6	20404	
252	Exhaust tappet	4	6...	1...T5	11962	
253	Inlet tappet	4	6...	1...T5	11963	
254	Exhaust tappet	4	6...	1...T6, T8, TB8	16329	
255	Inlet tappet	4	6...	1...T6, T8, TB8	16330	
256	Exhaust tappet	4	6...	1...T9	11977	
257	Inlet tappet	4	6...	1...T9	11974	
261	Tappet top, inlet or exhaust		9...	2...T5	11968	
262	Tappet top, inlet or exhaust		8...	2...T9	11986	
266	Tappet top lock nut		2...	2...T5, T9	2847	
268	Tappet stud in crankcase		3...	2...All models	10353	
270	Tappet guide, exhaust	2	9...	1...T5, TB6	11964	
271	Tappet guide, inlet	2	9...	1...T5, TB6	11965	
272	Tappet guide, exhaust	2	9...	1...T6, TB8	11973	
273	Tappet guide, inlet	3	3...	1...T6, TB8	11976	
274	Tappet guide, exhaust	2	9...	1...T8, T9	16699	
275	Tappet guide, inlet	3	3...	1...T8, T9	16698	
279	Tappet guide nut	1	6...	2...T6, TB6, T8, TB8	16337	
280	Tappet guide nut	10	2...	2...T5, T9	11967	
284	Mainshaft, timing side	8	9...	1...T5, TB6	20473	
285	Mainshaft, driving side	11	0...	1...T5, TB6	20573	
286	Mainshaft, timing side	8	9...	1...T6, T8, TB8, T9	16645	
287	Mainshaft, driving side	11	0...	1...T6, T8, TB8, T9	16650	
112	Mainshaft lock nut, 3/4"x20 (inner)		3...	2...T5, TB6	11955	
113	Mainshaft lock nut, 1/2"x20 (inner)		3...	2...T6, T8, TB8, T9	2821	
296	Mainshaft woodruff key, No. 6, large		2...	2...All models	12074/6	
297	Mainshaft woodruff key, No. 5, small		2...	2...All models	12074/3	
300	Mainshaft ball bearing, 2"x1 1/2"x9/16"	10	0...	3...T5, TB6	RL87	
301	Mainshaft ball bearing, timing side	11	6...	1...T6, T8, TB8, T9	RL86	
302	Mainshaft ball bearing, driving side	10	6...	2...T6, T8, TB8, T9	RL89	
305	Mainshaft packing shim, driving side		2...	R...T5, TB6	16889	
306	Mainshaft packing shim, driving side		2...	R...T6, T8, TB8, T9	16889	
309	Mainshaft distance washer, driving side		3...	1...T5, TB6	20486	
310	Mainshaft distance washer, driving side		3...	1...T6, T8, TB8, T9	16866	
312	Mainshaft bearing distance piece, driving side		6...	1...T5, TB6	20284	
313	Mainshaft bearing distance piece, driving side		6...	1...T6, T8, TB8, T9	16375	
318	Crankcase half, timing side	2	0	0...	1...T5, TB6	20566
319	Crankcase half, timing side	2	5	0...	1...T6, TB8	12202
320	Crankcase half, timing side	2	10	0...	1...T8, T9	16491
321	Crankcase half, driving side	1	15	0...	1...T5, TB6	20567
322	Crankcase half, driving side	2	0	0...	1...T6, TB8	12205
323	Crankcase half, driving side	2	5	0...	1...T8, T9	16590

Crankcase halves matched at Works only.

THE ILLUSTRATIONS ARE NOT TO SCALE.



When ordering quote Part Number, Description, Model and Quantity.

Serial Number.	Description.	Price each.	No. to a Set.	Used on Models.	Drawing Number.
327	Crankcase paper joint washer	£ 5...	1...	T5, TB6	12318
328	Crankcase paper joint washer	3...	1...	T6, TB8	17326
329	Crankcase paper joint washer	3...	1...	T8, T9	17327
333	Crankcase oil filler plug	1 0...	1...	All models	17277
334	Crankcase drain plug	1 0...	1...	All models	360
335	Oil passage plug for timing cover and crankcase	6...	2...	All models	16933
338	Timing cover only, with bushes	7 0...	1...	T5, TB6	20565
339	Timing cover only, with bushes	8 0...	1...	T6, T8, TB8, T9	12208
341	Paper washer for timing cover	3...	1...	T5, TB6	12319
342	Paper washer for timing cover	3...	1...	T6, T8, TB8, T9	17323
345	Timing cover screw, long	4...	3...	T5, TB6	3494
346	Timing cover screw, short	2...	3...	T5, TB6	16001
345	Timing cover screw, long	4...	4...	T6, T8, TB8, T9	3494
347	Timing cover screw, short, hex. head	4...	2...	T6, T8, TB8, T9	3529
346	Timing cover screw, short, cheese head	4...	1...	T6, T8, TB8, T9	16001
351	Magneto chain cover, less pump parts and cap	14 6...	1...	T5, TB6	20561B
352	Magneto chain cover, less pump parts and cap	14 6...	1...	T6, T8, TB8, T9	16969B
355	Pump sealing washer, cork, large	3...	1...	All models	11712
356	Oil feed sealing washer, cork, small	1...	1...	All models	15808
358	Oil pump control spindle	1 6...	1...	All models	PJ101
359	Fibre washer for control spindle	1...	1...	All models	PE36
360	Steel washer for control spindle	1...	1...	All models	PG243
361	Spring washer for control spindle	1...	1...	All models	PE15
362	Stop screw for control spindle	2...	1...	All models	PJ83
363	Stop screw lock nut for control spindle	1...	1...	All models	PJ81
364	Ratchet pin for control spindle	1...	1...	All models	PJ90
365	Ratchet spring for control spindle	1...	1...	All models	PJ91
366	Oil pump end plate	1 0...	1...	All models	PJ97
367	Oil pump end plate fibre washer	1...	1...	All models	PJ96
368	Oil pump end plate fixing screw	1...	4...	All models	PE16
369	Oil pump plunger	6 0...	1...	All models	PJ86
371	Oil pump plunger spring	6...	1...	All models	PG34
372	Oil pump driving worm	2 3...	1...	T5, TB6	PJ134
373	Oil pump driving worm	2 3...	1...	T6, T8, TB8, T9	PJ102
376	Oil pump driving worm bush	1 0...	1...	T5, TB6	PJ133
377	Oil pump driving worm bush	1 0...	1...	T6, T8, TB8, T9	PJ51
368	Oil pump worm bush fixing screw (AS368)	1...	2...	All models	PE16
381	Oil pump plunger cam screw	3...	1...	All models	PJ130
383	Brass liner for oil pump	1 0...	1...	All models	PJ68
385	Lock screw for oil pump brass liner	1...	1...	All models	PJ100
386	Oil pump screwed end plug	1 0...	1...	All models	PJ92
387	Fibre washer for screwed end plug	2...	1...	All models	PJ21
388	Screwed oil pipe union	6...	1...	All models	L3E247
390	Banjo oil pipe union	8...	1...	T6, T8, TB8, T9	11500
391	Nut for banjo oil pipe union	4...	1...	T6, T8, TB8, T9	11818
393	Plug screw for oil ways	2...	3...	T6, T8, TB8, T9	PJ24
394	Inspection cap for chain cover	4...	1...	All models	16354
395	Spring blade for inspection cap	3...	1...	All models	16355
396	Rivet for spring blade	2...	1...	All models	3894
400	Bush for camshaft in timing cover	1 6...	2...	All models	15681
401	Bush for camshaft in crankcase	1 6...	2...	All models	15680
404	Small timing pinion	4 0...	1...	All models	15667
406	Small timing pinion lock nut	2...	1...	All models	2838
408	Exhaust camwheel only	8 9...	1...	T5, TB6	12031
409	Inlet camwheel only	8 9...	1...	T5, TB6	12033
410	Exhaust camwheel only	8 9...	1...	T6, T8, TB8, T9	11404
411	Inlet camwheel only	8 9...	1...	T6, T8, TB8, T9	11403
414	Exhaust camwheel shaft	2 3...	1...	All models	15986
415	Inlet camwheel shaft	3 6...	1...	All models	15666
418	Magneto camshaft chain sprocket	3 6...	1...	T5, TB6	11499
419	Maglita camshaft chain sprocket	6 0...	1...	T5, TB6	20533
420	Magneto camshaft chain sprocket	3 6...	1...	T6, T8, TB8, T9	410
423	Locknut for magneto chain sprocket	3...	1...	All models	12079
425	Steady rod for cylinder head	1 3...	1...	T5, TB6	20631
427	Nut for steady rod for cylinder	1...	1...	T5, TB6	10485
428	Steady rod clip for frame tube	4...	1...	T5, TB6	10443
429	Steady rod clip bolt	2...	1...	T5, TB6	10484
450	Steady rod clip bolt nut	1...	1...	T5, TB6	10499
451	Steady rod clip bolt spring washer	2...	1...	T5, TB6	2886
364	Compression plug for cylinder (as 334)	4...	1...	T5, T9	360
47	Compression plug C and A washer	2...	1...	T5, T9	3790
	Flywheel, timing side	16 0...	1...	T5, TB6	20523
	Flywheel, driving side	16 0...	1...	T5, TB6	20521
	Flywheel, timing side	16 0...	1...	T6	11923
	Flywheel, driving side	16 0...	1...	T6	11924
	Flywheel, timing side	19 0...	1...	TB8	17051
	Flywheel, driving side	19 0...	1...	TB8	17052
	Flywheel, timing side	19 0...	1...	T8, T9	16231
	Flywheel, driving side	19 0...	1...	T8, T9	16302
	Rocker box only, less cap	18 6...	1...	TB6	20351
	Rocker box only, less cap	18 6...	1...	T6, TB8	11629
	Rocker box only, less cap	18 6...	1...	T8	15936
455	Rocker box cap	1 9...	1...	T6, TB6, TB8	11637
457	Rocker box cap	1 9...	1...	T8	15954
460	Screw for rocker box cap	4...	4...	T6, TB6, T8, TB8	15779
45	Rocker box holding down bolt, short	8...	2...	TB6	15131
45	Rocker box holding down bolt, long	8...	2...	TB6	10787
464	Rocker box holding down bolt, short	8...	2...	T6, T8, TB8	15944

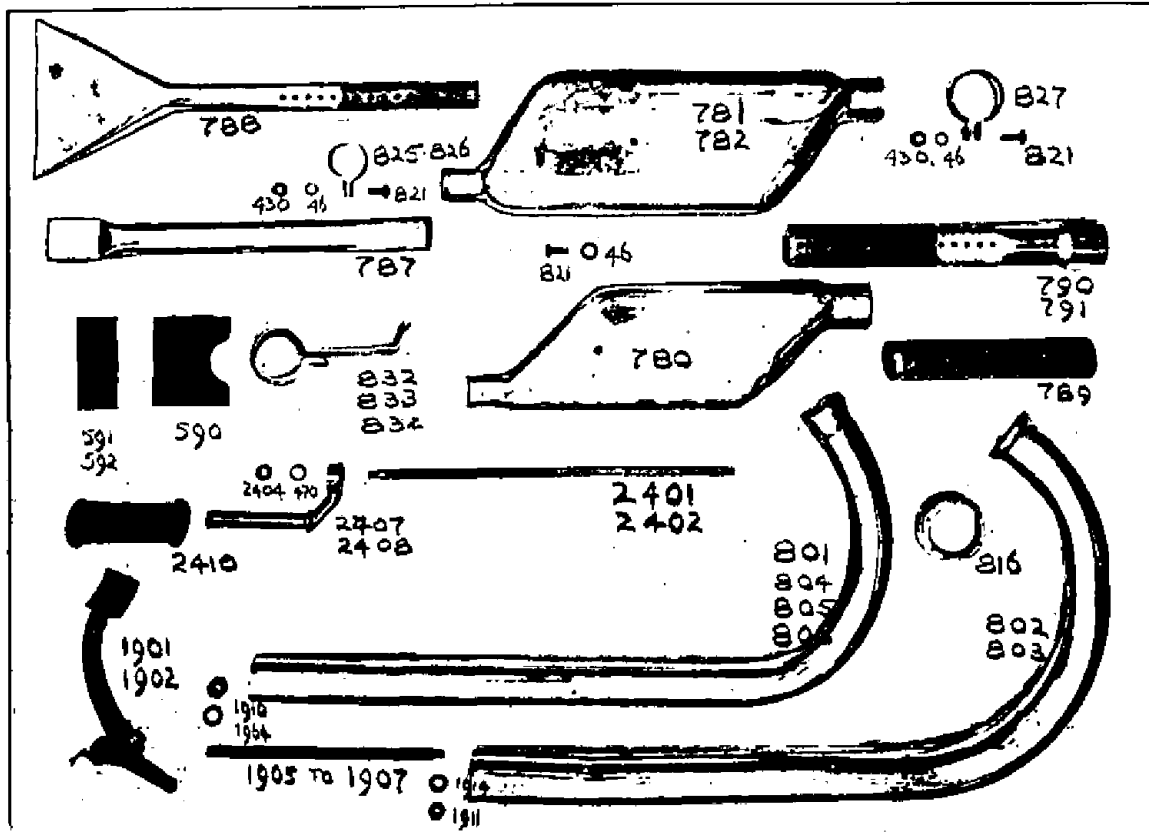
**When ordering quote Part Number, Description, Model and Quantity.**

Serial Number.	Description.	Price each.	No. to a Set.	Used on Models.	Drawing Number.
		£ s. d.			
465	Rocker box holding down bolt, long		8...	T6, T8, TB8	15943
46	Spring washer for rocker box bolt, $\frac{5}{16}$ "		1... 4...	TB6	2886
470	Spring washer for rocker box bolt, $\frac{3}{8}$ "		1... 4...	T6, T8, TB8	2882
474	O.H.V. rocker with studs, exhaust	15 0...	1...	TB6	20366A
475	O.H.V. rocker with studs, inlet	15 0...	1...	TB6	20365A
476	O.H.V. rocker with studs, exhaust	15 0...	1...	T6, T8, TB8	16254AE
477	O.H.V. rocker with studs, inlet	15 0...	1...	T6, T8, TB8	16254AI
482	O.H.V. rocker shaft with tappet arm only, inlet	9 6...	1...	TB6	20365B
483	O.H.V. rocker shaft with tappet arm only, exhaust	9 6...	1...	TB6	20366B
484	O.H.V. rocker shaft with tappet arm only, inlet	9 6...	1...	T6, T8, TB8	16254BI
485	O.H.V. rocker shaft with tappet arm only, exhaust	9 6...	1...	T6, T8, TB8	16254BE
490	O.H.V. rocker arm, valve end, inlet	4 0...	1...	All O.H.V. Mls.	16400
491	O.H.V. rocker arm, valve end, exhaust	4 0...	1...	All O.H.V. Mls.	16401
496	O.H.V. rocker arm securing bolt	4...	2...	All O.H.V. Mls.	11897
498	O.H.V. rocker arm securing bolt spigot washer	2...	2...	All O.H.V. Mls.	16353
499	O.H.V. rocker arm securing bolt plain washer	1...	2...	All O.H.V. Mls.	10328
500	O.H.V. rocker spring	4...	2...	All O.H.V. Mls.	16361
505	Bush for O.H.V. rocker	2 3...	4...	All O.H.V. Mls.	15985
507	Stud for O.H.V. rocker, tappet end	9...	2...	All O.H.V. Mls.	16333
509	Stud (screwed) for O.H.V. rocker, valve end	8...	2...	All O.H.V. Mls.	16074
510	Lock nut for stud, valve end	1...	2...	All O.H.V. Mls.	11463
511	Grease nipple for rocker box	3...	3...	All O.H.V. Mls.	AB68
515	O.H.V. tappet tube with ends	4 0...	2...	TB6	12275A
516	O.H.V. tappet tube with ends	4 0...	2...	T6, TB8	11966A
517	O.H.V. tappet tube with ends	4 0...	2...	T8	16306A
522	O.H.V. tappet tube ends only	9...	4...	All O.H.V. Mls.	16335
525	O.H.V. tappet tube end cups	9...	4...	All O.H.V. Mls.	16336
530	Tappet enclosing tube (top) with nut	2 6...	2...	All O.H.V. Mls.	16312/1
531	Tappet enclosing tube, bottom portion	2 2...	2...	All O.H.V. Mls.	16312/2
536	Tappet enclosing tube nut, bottom	1 4...	2...	All O.H.V. Mls.	15942
537	Engine bolt, $4\frac{1}{2}$ "x $\frac{3}{8}$ "x26	4...	9...	T5, TB6	20279
538	Engine bolt, $4\frac{1}{2}$ "x $\frac{3}{8}$ "x26	4...	1...	T6, TB8, T8, T9	15095
			2	T5, TB6	
539	Engine bolt, $4\frac{3}{4}$ "x $\frac{3}{8}$ "x26	4...	5...	T6, TB8	11474
540	Engine bolt, $4\frac{1}{2}$ "x $\frac{3}{8}$ "x26	4...	3...	T6, TB8	15096
			4...	T8, T9	
550	Engine bolt nut, $\frac{3}{8}$ "x26"x $\frac{1}{2}$ "x.601"	2...	22...	T5, TB6	2768
45	Engine bolt nut, $\frac{3}{8}$ "x26"x $\frac{3}{8}$ "x.601"	2...	18...	T6, T8, TB8, T9	2871
47C	Engine bolt washer, single spring, $\frac{3}{8}$ "	1...	22...	T5, T6	2882
			18...	TB6, T8, TB8, T9	
570	Front engine plate, left	1 3...	1...	T5, TB6	20559/1
571	Front engine plate, right	1 3...	1...	T5, TB6	20559/2
572	Front engine plate, left	1 3...	1...	T6, TB8	11886/1
573	Front engine plate, right	1 3...	1...	T6, TB8	11886/2
574	Front engine plate, left	1 3...	1...	T8, T9	16711
575	Front engine plate, right	1 3...	1...	T8, T9	16710
581	Rear engine plate, left or right	1 3...	2...	T5, TB6	20560
582	Rear engine plate, left	5 0...	1...	T6, TB8	12215/1
583	Rear engine plate, right, with oil tubes	7 6...	1...	T6, TB8	12215/2
584	Rear engine plate, left	5 0...	1...	T8, T9	16709/1
585	Rear engine plate, right with oil tubes	7 6...	1...	T8, T9	16709/2
560	Engine sprocket, 18 teeth	8 6...	1...	T5, TB6	20485A
561	Engine sprocket, 20 teeth	8 6...	1...	T5, TB6	20485B
562	Engine sprocket, 21 teeth	11 0...	1...	T6, T8, TB8, T9	16832A
563	Engine sprocket, 23 teeth	11 0...	1...	T6, T8, TB8, T9	16832B
570	Engine sprocket sleeve	6 6...	1...	All models	16831
571	Engine sprocket distance piece	3...	1...	T5, TB6	20574
572	Engine sprocket distance piece	3...	1...	T6, T8, TB8, T9	16836
575	Engine sprocket nut, $\frac{9}{16}$ "x20	6...	1...	All models	12234
580	Shock absorber spring	1 3...	1...	All models	12236
581	Shock absorber spring adjusting washer	1 3...	1...	All models	16833
590	Engine plate cover, front	1 0...	1...	T5, TB6	206Q
591	Engine plate cover, front	1 0...	1...	T6, TB8	12021
592	Engine plate cover, front	1 0...	1...	T8, T9	16730
595	Engine plate and gear box cover, rear	1 6...	1...	T6, TB8	11982
596	Engine plate and gear box cover, rear	1 6...	1...	T8, T9	16245

**MAGNETO FITTINGS.**

Serial Number.	Description.	Price each.	No. to a Set.	Used on Models.	Drawing Number.
		£ s. d.			
701	Magneto sprocket, 12 teeth, $\frac{1}{2}$ "x $\frac{1}{2}$ "	5 6...	1...	All models	
702	Maglita sprocket, 12 teeth, $\frac{3}{8}$ " duplex	6 6...	1...	T5, TB5	
707	Maglita sprocket fixing nut	7 7...	2...	T5, TB6	
709	Magneto sprocket sleeve	2 0...	1...	T5, TB6	
710	Magneto sprocket sleeve	2 0...	1...	T6, T8, TB8, T9	16730
713	Magneto sprocket sleeve fixing nut	7 7...	1...	T6, T8, TB8, T9	16952
714	Magneto sprocket sleeve fixing nut	7 7...	1...	T5, TB6	20620
717	Peg washer for magneto sprocket sleeve	7 7...	1...	All models	2057
721	Magneto platform	4 0...	1...	T5, TB6	
722	Magneto platform	4 0...	1...	T6, TB8	
723	Magneto platform	4 0...	1...	T8, T9	16270
726	Magneto platform securing bolt	3 5...	2...	T6, TB8	1223
727	Magneto platform securing bolt	3 5...	2...	T8, T9	16723
728	Magneto platform securing bolt tapped link	10...	1...	T6, T8, TB8, T9	16725
729	Magneto platform securing bolt, distance tube	4 4...	2...	T6, TB8	16214
730	Magneto platform securing bolt distance tube	4 4...	2...	T8, T9	16725
741	Magneto, magdyno, or maglita fixing bolts	7 7...	4...	All models	12005


When ordering quote Part Number, Description, Model and Quantity.



### EXHAUST SYSTEM.

Serial Number.	Description.	Price each.	No. to a Set.	Used on Models.	Drawing Number.
770	Exhaust system complete	£ 2 5 0	1	T5	12322A
771	Exhaust system complete	2 17 6	1	T6, T8	12321A
772	Exhaust system complete (2 port)	5 6 0	2	T6, T8	17339A
773	Exhaust system complete	2 19 6	1	T8	17342A
774	Exhaust system complete	2 12 6	1	T9	17341A
Exhaust systems complete include all pipes, silencers and fittings for same.					
780	Silencer only	19 0	1	T5, T8, T6	20451
781	Silencer only, left-hand side	1 0 0	1	T6, T8	16341
782	Silencer only, right-hand side	1 0 0	1	T6, T8, T8, T9	16342
787	Silencer extension tube, flattened end	c	6	T5, T8	20410
788	Silencer fish-tail and extension pipe	9	2	T6, T8, T8, T9	16381
789	Perforated baffle tube for silencer	2 9	1	T5	20493
790	Perforated baffle tube for silencer	2 9	2	T6, T8, T9	16500
791	Perforated baffle tube with reducing end	3 6	1	T6, T8	12282
801	Exhaust pipe only	15 6	1	T5	12322
802	Exhaust pipe only	1 1 0	1	T6	12321
803	Exhaust pipe only	1 1 0	1	T8	17342
804	Exhaust pipe only, right-hand side	17 6	1	T6, T8	17340
805	Exhaust pipe only, left-hand side	17 6	1	T6, T8	17339
806	Exhaust pipe only	17 6	1	T9	17341
816	Exhaust pipe ring nut	2 9	1	T6, T8	12270
810	Silencer support strap	1 9	1	T5, T6	20630
821	Bolt securing support strap to silencer	2 1	1	T5, T6	2751
43	Spring washer for support strap bolt	1 1	1	T5, T6	2886
824	Clip for support strap to frame tube	5 1	1	T5, T6	12101
825	Clip for silencer, rear end	1 6	1	T5, T6	20490
826	Clip for silencer, rear end	1 0	2	T6, T8, T8, T9	11184
827	Clip for silencer, forward end	1 6	1	T5, T6, T8, T9	10676
832	Clip for exhaust pipe to engine	1 9	1	T5	12311
833	Clip for exhaust pipe to engine, left	1 6	1	T6, T8	16916
834	Clip for exhaust pipe to engine, right	1 6	1	T6, T8, T9	17021
821	Bolt for exhaust pipe and frame stay clip	2 1	R	All models	2751
420	Nut for exhaust pipe clip bolt	1 1	R	All models	10499
821	Bolt securing silencer to frame lug	2 1	1	T5, T6	2751
839	Bolt securing silencer to frame lug	2 1	2	T6, T8, T8, T9	10487
46	Spring washer for silencer securing bolt	1 1	1	T5, T6, T8, T9	2886

When ordering quote Part Number, Description, Model and Quantity.



## GEAR BOX.

Serial Number.	Description.	Price each.	No. to a Set.	Used on Models.	Drawing Number.
845	Main axle, 3 spd.	£ 11	0...	1...T5, TB6	BS103
846	Main axle, 4 spd.	11	0...	1...T5, TB6	D.IV.52C
847	Main axle, 3 spd.	13	0...	1...T6, T8, TB8, T9	LS57B
848	Main axle, 4 spd.	13	0...	1...T6, T8, TB8, T9	E.IV.32
851	Layshaft only, 3 spd.	9	0...	1...T5, TB6	BS105
852	Layshaft only, 4 spd.	10	0...	1...T5, TB6	D.IV.4
853	Layshaft only, 3 spd.	13	0...	1...T6, T8, TB8, T9	LS4
854	Layshaft only, 4 spd.	12	6...	1...T6, T8, TB8, T9	E.IV.38
859	Kickstarter crank, 3 spd. (state if clamped or cottered type)	11	0...	1...T5, TB6	BS29C
860	Kickstarter crank, 4 spd. ditto	11	0...	1...T6, TB6	LS436
861	Kickstarter crank, 3 spd. ditto	11	0...	1...T6, T8, TB8, T9	LS581
862	Kickstarter crank, 4 spd. ditto	11	0...	1...T5, T8, TB8, T9	LS436A
867	Kickstarter crank cotter with nut and washer, 3 spd.	4...	1...	All models	S172
868	Kickstarter crank pinch bolt, 4 spd.	3...	1...	All models	LS110
869	Spring washer for K.S. crank pinch bolt, 4 spd.	1...	1...	All models	CS74
870	Kickstarter axle with bronze bush, 3 spd.	12	6...	1...T5, TB6	BS19L
871	Kickstarter axle with bronze bush, 4 spd.	11	6...	1...T5, TB6	D.IV.74A
872	Kickstarter axle with bronze bush, 3 spd.	12	6...	1...T6, T8, TB8, T9	LS11H
873	Kickstarter axle with bronze bush, 4 spd.	12	6...	1...T6, T8, TB8, T9	LS457C
878	Kickstarter pawl, 3 or 4 spd.	1	3...	1...T5, TB6	LS453
879	Kickstarter pawl, 3 or 4 spd.	1	3...	1...T6, T8, TB8, T9	LS438A
882	Kickstarter pawl pin or axle, 3 or 4 spd.	3...	1...	T5, TB6	LS439A
883	Kickstarter pawl pin or axle, 3 or 4 spd.	3...	1...	T6, T8, TB8, T9	LS439
884	Kickstarter pawl plunger	3...	1...	All models	BS24
885	Kickstarter pawl spring	1...	1...	All models	BS23
886	Kickstarter cam (rivetted to cover plate), 3 or 4 spd.	3...	1...	T5, TB6	BS25
887	Kickstarter cam (rivetted to cover plate), 3 or 4 spd.	3...	1...	T6, T8, TB8, T9	LS203
890	Rivet for K.S. cam or K.S. stop, 4 spd.	1...	1...	T5, TB6	LS85
891	Rivet for K.S. cam or K.S. stop, 3 spd.	1...	1...	T6, T8, TB8, T9	LS85B
892	Rivet for K.S. cam or K.S. stop, 4 spd.	1...	1...	T6, T8, TB8, T9	LS85A
895	Kickstarter stop (rivetted to cover plate), 3 or 4 spd.	4...	1...	T5, TB6	BS28
897	Kickstarter stop (rivetted to cover plate), 3 or 4 spd.	4...	1...	T6, T8, TB8, T9	LS160
900	Kickstarter return spring, 3 spd. (state if fully enclosed)	1	0...	1...T5, TB6	BS25
901	Kickstarter return spring, 4 spd. (state if fully enclosed)	1	0...	1...T5, TB6	CS74

THE ILLUSTRATIONS ARE NOT TO SCALE.

When ordering quote Part Number, Description, Model and Quantity.

Serial Number.	Description.	Price each.	No. to a Set.	Used on Models.	Drawing Number.
902	Kickstarter return spring (enclosed type)	1 0...	1..T6, T8, TB8, T9	...BS100A	
903	Kickstarter return spring (exposed end type)	1 0...	1..T6, T8, TB8, T9	...LS18	
908	Kickstarter spring cover for exposed spring	1 0...	1..T5, TB6	...LS359C	
909	Kickstarter spring cover for enclosed spring	1 0...	1..T5, TB6	...LS359A	
910	Kickstarter spring cover for exposed spring	1 0...	1..T6, T8, TB8, T9	...LS359D	
911	Kickstarter spring cover for enclosed spring	1 0...	1..T6, T8, TB8, T9	...LS359F	
915	Tubular sleeve for K.S. axle (state length)	3...	1..T5, TB6	...BS63C	
916	Tubular sleeve for K.S. axle (state length)	3...	1..T6, T8, TB8, T9	...BS63	
921	High speed sleeve pinion (23 teeth), 3 spd.	10 0...	1..T5, TB6	...BW8A	
922	High speed sleeve pinion (24 teeth), 4 spd., with bush	12 5...	1..T5, TB6	...D.IV.8	
923	High speed sleeve pinion (24 teeth), 3 spd.	16 0...	1..T6, T8, TB8, T9	...LS134	
924	High speed sleeve pinion (24 teeth), 4 spd., with bush	16 0...	1..T6, T8, TB8, T9	...LS401	
929	High speed pinion ball bearing, 3 spd.	6 0...	1..T5, TB6	...BS215	
930	High speed pinion ball bearing, 4 spd.	6 0...	1..T5, TB6	...D.IV.26	
931	High speed pinion ball bearing, 4 spd.	7 6...	1..T6, T8, TB8, T9	...LS400	
932	High speed pinion ball cone, 3 spd.	2 6...	2..T6, T8, TB8, T9	...CS17A	
933	High speed pinion ball cone adjusting shims, 3 spd.	1 1...	R...T6, T8, TB8, T9	...CS25	
934	High speed pinion ball cup, 3 spd.	5 0...	1..T6, T8, TB8, T9	...CS18	
935	Balls for high speed pinion, 3 spd. per set	6...	1..T6, T8, TB8, T9	...SB1	
936	Dust cap for ball cup, 3 spd.	3...	1..T5, T8, TB8, T9	...CS19	
937	Felt washer for high speed pinion, 3 spd.	6...	1..T6, T8, TB8, T9	...NN2	
938	Shim washer for high speed pinion, 3 spd.	1 1...	1..T5, TB6	...CS67	
939	Shim washer for high speed pinion, 4 spd.	1 1...	2..T5, TB6	...D.IV.25	
940	Shim washer for high speed pinion (small), 4 spd.	1 1...	1..T6, T8, TB8, T9	...LS409	
941	Shim washer for high speed pinion (large), 4 spd.	1 1...	1..T6, T8, TB8, T9	...LS409A	
946	Distance collar for high speed pinion, 3 spd.	3...	1..T5, TB6	...D.IV.14	
947	Distance collar for high speed pinion, 4 spd.	4...	1..T5, TB6	...D.IV.113	
948	Distance collar for high speed pinion, 4 spd.	6...	1..T6, T8, TB8, T9	...LS442	
951	Felt washer for H.S. pinion distance collar, 3 spd.	2 2...	2..T5, TB6	...BS112	
952	Leather washer for H.S. pinion distance collar, 4 spd.	2 2...	1..T5, TB6	...D.IV.60	
953	Felt washer for H.S. pinion chain sprocket, 4 spd.	2 1...	1..T5, TB6	...D.IV.39	
954	Leather washer for H.S. pinion distance collar, 4 spd.	2 1...	1..T6, T8, TB8, T9	...E.IV.53	
955	Felt washer for H.S. pinion chain sprocket, 4 spd.	1 1...	1..T6, T8, TB8, T9	...LS409	
960	Chain sprocket (fits on H.S. pinion), 3 spd. (20 tth.)	7 6...	1..T5, TB6	...CS170	
961	Chain sprocket (fits on H.S. pinion), 4 spd. (20 tth.)	7 6...	1..T5, TB6	...D.IV.112	
962	Chain sprocket (fits on H.S. pinion), 3 spd. (22 tth.)	7 6...	1..T8, TB8, T9	...CS170A	
963	Chain sprocket (fits on H.S. pinion) 4 spd. (20 tth.)	7 6...	1..T6	...LS441K	
964	Chain sprocket (fits on H.S. pinion), 4 spd. (22 tth.)	7 6...	1..T8, TB8, T9	...LS441E	
965	Chain sprocket (fits on H.S. pinion), 3 spd. (20 tth.)	7 6...	1..T6	...TS44	
970	Nut securing chain sprocket, 3 spd.	8 1...	1..T5, TB6	...TS31	
971	Nut securing chain sprocket, 4 spd.	8 1...	1..T5, TB6	...D.IV.13	
972	Nut securing chain sprocket, 3 spd.	8 1...	1..T6, T8, TB8, T9	...CS66	
973	Nut securing chain sprocket, 4 spd.	8 1...	1..T6, T8, TB8, T9	...E.IV.93	
976	Locking plate for sprocket nut, 3 or 4 spd.	4 1...	1..All models	...SB25	
977	Locking plate fixing screw, 3 or 4 spd.	1 1...	1..All models	...S35	
980	Mainshaft sliding pinion (19 teeth), 3 spd.	7 0...	1..T5, TB6	...BS9B	
981	Mainshaft sliding pinion (21 teeth), 4 spd.	7 6...	1..T5, TB6	...D.IV.10	
982	Mainshaft sliding pinion (20 teeth), 3 spd.	8 6...	1..T6, T8, TB8, T9	...CS136	
983	Mainshaft sliding pinion (22 teeth), 4 spd.	10 0...	1..T6, T8, TB8, T9	...E.IV.6	
986	Mainshaft fixed pinion (13 teeth), 3 spd.	3 6...	1..T5, TB6	...BS108	
987	Mainshaft fixed pinion (14 teeth), 3 spd.	4 0...	1..T6, T8, TB8, T9	...LS138	
990	Mainshaft free pinion (17 teeth), 4 spd.	7 6...	1..T5, TB6	...D.IV.11	
991	Mainshaft free pinion and bush (18 teeth), 4 spd.	7 6...	1..T6, T8, TB8, T9	...E.IV.90	
994	Mainshaft fixed pinion (13 teeth), 4 spd.	3 6...	1..T5, TB6	...D.IV.64	
995	Mainshaft fixed pinion (13 teeth), 4 spd.	4 0...	1..T6, T8, TB8, T9	...E.IV.8B	
998	Layshaft sliding pinion (23 teeth), 3 spd.	7 6...	1..T5, TB6	...BS13	
999	Layshaft sliding pinion (25 teeth), 4 spd.	9 0...	1..T5, TB5	...D.IV.17A	
1000	Layshaft sliding pinion (22 teeth), 3 spd.	10 0...	1..T6, T8, TB8, T9	...LS137	
1001	Layshaft sliding pinion (24 teeth), 4 spd.	11 6...	1..T6, T8, TB8, T9	...E.IV.91	
1006	Layshaft fixed pinion (18 teeth), 3 spd.	4 6...	1..T5, TB6	...BS107	
1007	Layshaft fixed pinion (18 teeth), 4 spd.	4 6...	1..T5, TB6	...D.IV.15	
1008	Layshaft fixed pinion (18 teeth), 3 spd.	5 0...	1..T6, T8, TB8, T9	...LS135	
1009	Layshaft fixed pinion (18 teeth), 4 spd.	5 0...	1..T6, T8, TB8, T9	...LS405	
1014	Layshaft free pinion (21 teeth), 4 spd.	6 0...	1..T5, TB6	...D.IV.16	
1015	Layshaft free pinion (20 teeth), 4 spd.	7 6...	1..T6, T8, TB8, T9	...E.IV.10	
1020	Low gear and K.S. pinion for layshaft (29 tth.), 3 spd.	8 6...	1..T5, TB6	...BS14B	
1021	Low gear and K.S. pinion for layshaft (29 tth.), 4 spd.	10 0...	1..T5, TB5	...D.IV.18A	
1022	Low gear and K.S. pinion for layshaft (28 tth.), 3 spd.	10 0...	1..T6, T8, TB8, T9	...LS139	
1023	Low gear and K.S. pinion for layshaft (28 tth.), 4 spd.	10 0...	1..T6, T8, TB8, T9	...LS4073	
1026	Gear shifter lever in gear box, 3 spd.	3 0...	1..T5, TB6	...BS204	
1027	Gear shifter lever in gear box, 4 spd.	1 3...	1..T5, TB6	...BS206	
103	Gear shifter lever sleeve, 3 or 4 spd.	2 0...	1..T5, TB6	...BS205	
1035	Gear shifter lever on gear box, 3 or 4 spd.	2 6...	1..T5, TB6	...BS207A	
1036	Gear shifter lever sleeve bolt, 2 3/8"x3 3/8"x26, 3 or 4 spd.	9 1...	1..T5, TB6	...BS208	
1037	Nut securing gear shifter lever, 3/8"x26, 3 or 4 spd.	2 1...	1..T5, TB6	...CC18A	
1038	Washer for nut securing gear shifter lever, 3 or 4 spd.	1 1...	1..T5, TB6	...CS151	
1039	Spherical toggle for gear shifter lever, 3 or 4 spd.	2 1...	1..T5, TB6	...BS211	
1043	Gear shifter fork, 3 spd.	4 6...	1..T5, TB6	...1671	
1044	Pivot pin for gear shifter fork (slotted head), 3 spd.	4 1...	1..T5, TB6	...1691	
1045	Pivot pin for gear shifter fork (hex. head), 3 spd.	6 1...	1..T5, TB6	...1681	
1050	Gear shifter toothed rack, 4 spd.	6 0...	1..T5, TB6	...D.IV.28	
1051	Gear shifter rack bearing sleeve, 4 spd.	1 0...	1..T5, TB6	...D.IV.27	
1052	Gear shifter rack bolt, 1 1/2"x3/8"x20, 4 spd.	9 1...	1..T5, TB6	...1605	
1053	Nut for gear shifter rack bolt, 4 spd.	2 1...	1..T5, TB6	...MU16	
1054	Washer for gear shifter rack bolt, 4 spd.	1 1...	1..T5, TB6	...1615	
1059	Gear shifter fork, 3 spd.	6 6...	1..T6, T8, TB8, T9	...LS34	
1060	Gear shifter lever (bolts to fork), 3 spd.	6 6...	1..T6, T8, TB8, T9	...LS35	
1061	Pivot spindle for shifter fork, 4 1/2"x3/8"x26, 3 spd.	1 3...	1..T6, T8, TB8, T9	...LS39	
1062	Screwed bush for pivot spindle head, 3 spd.	2 0...	1..T6, T8, TB8, T9	...LS37	

When ordering quote Part Number, Description, Model and Quantity.

Serial Number.	Description.	Price each.	No. to a Set.	Used on Models.	Drawing Number.
1063	Screwed bush for gear shifter lever boss, 3 spd.	£ 1	6...	1...T6, T8, TB8, T9	LS38
1065	Nut for pivot spindle, 3 spd.	6...	1...T6, T8, TB8, T9	LS40	
1066	Washer for pivot spindle, 3 spd.	1...	1...T6, T8, TB8, T9	CS151	
1069	Gear shifter toothed rack, 4 spd.	6 0...	1...T6, T8, TB8, T9	E.IV.21	
1070	Gear shifter lever (bolts to rack), 4 spd.	2 6...	1...T6, T8, TB8, T9	E.IV.22D	
1071	Gear shifter lever bolt, 7/8"x5/16"x26, 4 spd.	1...	1...T6, T8, TB8, T9	E.IV.27	
1072	Washer (plain) for gear lever bolt, 4 spd.	3...	1...T6, T8, TB8, T9	A.IV.22	
1073	Washer (spring) for gear lever bolt, 4 spd.	1...	1...T6, T8, TB8, T9	BS148	
1078	Gear shifter cam plate with pinion, 4 spd.	5 0...	1...T5, TB6	D.IV.19B	
1079	Gear shifter cam plate with pinion, 4 spd.	7 6...	1...T6, T8, TB8, T9	E.IV.20B	
	Cam plate bolt (as 1071), 4 spd.		1...All models		
	Washer (plain) for cam plate bolt (as 1072), 4 spd.		1...All models		
	Washer (spring) for cam plate bolt (as 1073), 4 spd.		1...All models		
1084	Gear striker fork plate, 3 spd.	2 0...	1...T5, TB6	BS34	
1085	Gear striker fork plate, 3 spd.	2 6...	1...T6, T8, TB8, T9	CS75	
1088	Gear striker sliding forks, 4 spd.	3 0...	2...T5, TB6	D.IV.20B	
1089	Gear striker sliding forks, 4 spd.	3 0...	2...T6, T8, TB8, T9	E.IV.18B	
1090	Spindle for gear sliding forks, 4 spd.	1 6...	1...T5, TB6	D.IV.21A	
1091	Spindle for gear sliding forks, 4 spd.	1 6...	1...T6, T8, TB8, T9	E.IV.19C	
1092	Lock nut for gear spindle, 4 spd.	2...	1...All models	CC18	
1093	Gear striker spring plunger, 3 spd.	4...	1...T5, TB6	BS132	
1096	Guide bush for gear striker plunger, 3 spd.	1 0...	1...T5, TB6	BS133	
1097	Spring for gear striker plunger, 3 spd.	1...	1...T5, TB6	BS134A	
1098	Gear striker plunger, 3 spd.	3...	1...T6, T8, TB8, T9	D.IV.57	
1099	Spring for gear striker plunger, 3 spd.	1...	1...T6, T8, TB8, T9	E880	
1102	Screwed cap for striker plunger spring, 3 spd.	1 0...	1...T6, T8, TB8, T9	D.IV.58	
1103	Gear striker plunger, 4 spd.	3...	1...All models	E878	
1104	Spring for gear striker plunger, 4 spd.	2...	1...All models	E880A	
1105	Guide bush for gear striker plunger, 4 spd.	1 0...	1...All models	E879	
1110	Bronze bush for mainshaft (cover end), 3 spd.	2 0...	1...T5, TB6	BS109	
1111	Adjusting screw for mainshaft (fits in above), 3 spd.	3...	1...T5, TB6	BS110	
1112	Shim washers for adjusting screw, 3 spd.	1...	R...T5, TB6	BS60	
1115	Bronze bush for mainshaft (cover end), 4 spd.	1 0...	1...T5, TB6	BS15A	
1116	Adjusting screw for mainshaft, 4 spd.	3...	1...T5, TB6	BS110C	
	Shim washers for adjusting screw (as 1112), 4 spd.	1...	R...T5, TB6		
1120	Ball bearing for mainshaft (cover end), 3 or 4 spd.	4 7...	1...T6, T8, TB8, T9	CS24	
1123	Shim washers for mainshaft (cover end), 3 or 4 spd.	1...	R...T6, T8, TB8, T9	CS67	
1124	Thrust washer for mainshaft (steel), 3 spd.	8...	1...T5, TB6	TS62	
1125	Thrust washer for mainshaft (bronze), 4 spd.	8...	1...T5, TB6	D.IV.6	
1126	Thrust washer for mainshaft (bronze), 3 spd.	1 6...	1...T6, T8, TB8, T9	CS20A	
1127	Thrust washer for mainshaft (bronze), 4 spd.	1 6...	1...T6, T8, TB8, T9	V27	
1130	Gear box cover studs (long), 1 1/2"x1 1/2"x26	3...	5...T5, TB6	BS217	
1131	Gear box cover studs (short), 1 3/32"x1 1/2"x26, 4 spd.	3...	7...All models	CS9	
1136	Nuts for cover studs	2...	R...All models	CS10B	
1137	Sp. ing washer for cover stud nut	1...	R...All models	LS331	
1138	Gear box fixing studs, 3 or 4 spd.	3...	2...T5, TB6	CS9A	
1139	Nut for gear box fixing stud, 3 or 4 spd.	2...	2...T5, TB6	CS7A	
1140	Washer for gear box fixing stud, 3 or 4 spd.	1...	2...T5, TB6	LS65	
1141	Gear box fixing stud, 3 or 4 spd.	5...	4...T6, T8, TB8, T9	CS53	
1142	Nut for gear box fixing stud, 3 or 4 spd.	2...	4...T6, T8, TB8, T9	CS7	
1143	Washer for gear box fixing stud, 3 or 4 spd.	1...	4...T6, T8, TB8, T9	LS65B	
1155	Oil filler plug	8...	1...All models	CS8G	
1158	Gear box adjuster sleeve nut (screws into frame lug)	1 3...	1...T5, TB6	X1	
1159	Gear box adjuster eye bolt (fits over gear box fixing stud)	1 0...	1...T5, TB6	X2	
1160	Gear box adjuster rod (engages with gear box fixing studs)	2 3...	1...T6, T8, TB8, T9	X3	
2404	Nut for gear box adjuster rod, 3/8"x20	2...	2...T6, T8, TB8, T9	3068	
2784A	Washer (plain) for gear box adjuster rod, 3/8"	1...	2...T6, T8, TB8, T9	2883	

CLUTCH PARTS.

Serial Number.	Description.	Price each.	No. to a Set.	Used on Models.	Drawing Number.
1180	Clutch hub only (taper bore), 4 spd.	£ 12 0...	1...T5, TB6	D.IV.	
1181	Clutch hub only (splined bore), 3 spd.	12 0...	1...T5, TB6	BS55	
1183	Clutch hub only (splined bore), 4 spd.	15 0...	1...T5, T6, TB8, T9	LS211	
1185	Clutch hub only (splined bore), 3 spd.	12 0...	1...T6, T8, TB8, T9	LS74	
1190	Clutch back plate, 3 or 4 spd.	2 3...	1...T5, TB6	B853	
1191	Clutch back plate, 3 or 4 spd.	2 3...	1...T6, T8, TB8, T9	LS115	
1194	Clutch sprocket with corks, 3 or 4 spd.	16 0...	1...T5, TB6	RS65A	
1195	Clutch sprocket with corks, 3 or 4 spd.	1 5 0...	1...T6, T8, TB8, T9	NS36A	
1201	Clutch friction plate with corks, 3 or 4 spd.	4 0...	1...T5, TB6	WS67	
1202	Clutch friction plate with corks, 3 or 4 spd.	4 0...	3...T6, T8, TB8, T9	LS183A	
1205	Clutch centre plate, 3 or 4 spd.	2 3...	1...T5, TB6	CS166	
1206	Clutch dished centre plate, 3 or 4 spd.	2 3...	1...T6, T8, TB8, T9	LS181B	
1207	Clutch flat centre plate, 3 or 4 spd.	2 3...	1...T8	LS180B	
1210	Clutch outer plate, 3 or 4 spd.	2 3...	1...T5, TB6	CS167A	
1211	Clutch outer plate (flat), 3 or 4 spd.	2 3...	1...T6, TB8, T9	CS168A	
	Clutch outer plate, dished (as 1206), 3 or 4 spd.	2 3...	1...T8	LS181B	
1214	Clutch spring cup, 3 or 4 speed	3 0...	1...T5, TB6	TS77	
1215	Clutch spring pressure plate, 3 or 4 spd.	2 3...	1...T6, TB8, T9	LS218	
1216	Clutch spring pressure plate, 3 or 4 spd.	2 3...	1...T8	LS218A	
1217	Corks for clutch, 1/2" (small) per doz.	4...	R...All models	TS56	

**When ordering quote Part Number, Description, Model and Quantity.**

Serial Number.	Description.	Price each.	No. to a Set.	Used on Models.	Drawing Number.	
		£ s. d.				
1218	Corks for clutch, 1/2" (large) .....		4...	R...All models .....	TS57	
1219	Clutch spring, 3 or 4 spd. ....	1	8...	1...T5, TB6 .....	TS52B	
1220	Clutch springs, 3 or 4 spd. ....		2...	6...T6, T8, TB8, T9 .....	CS60	
1222	Clutch spring adjusting nut, 3 or 4 spd. ....		8...	1...T5, TB6 .....	D.IV.57	
1223	Clutch spring nut dish washer, 3 or 4 spd. ....		6...	1...T5, TB6 .....	TS55	
1225	Clutch spring thimbles, 3 or 4 spd. ....		4...	6...T6, T8, TB8, T9 .....	CS59	
1226	Clutch spring studs, 3 or 4 spd. ....		6...	6...T6, T8, TB8, T9 .....	LS176	
1227	Clutch spring stud fixing nut, 3 or 4 spd. ....		2...	6...T6, T8, TB8, T9 .....	LS178	
1228	Clutch spring adjusting screw, 3 or 4 spd. ....		2...	6...T6, T8, TB8, T9 .....	CS61B	
1229	Washer for spring adjusting screw, 3 or 4 spd. ....		1...	6...T6, T8, TB8, T9 .....	CS140	
1232	Clutch sprocket ball cage and balls, 3 or 4 spd. ....	1	2...	1...T5, TB6 .....	TS34	
1233	Clutch sprocket rollers (each 2d.), 3 or 4 spd. ....		2...	17...T6, T8, TB8, T9 .....	LS50B	
1234	Balls for clutch bearing .....		6...	16...T6, T8, TB8, T9 .....	SB3	
1235	Clutch push rod, 6 1/2" (long), 3 or 4 spd. ....		9...	1...T5, TB6 .....	D.IV.63	
	" " " " " " 3 spd. ....			1...T8 .....		
1237	Clutch push rod, 7 1/2" (long), 4 spd. ....	10...	1...	T6, T8, TB8, T9 .....	LS189C	
1238	Clutch push rod, 7 5/8" (long), 3 spd. ....	10...	1...	T6, TB8, T9 .....	LS82	
1243	Clutch thrust rod (short), 1 3/8", 3 or 4 spd. ....	3...	1...	T6, T8, TB8, T9 .....	LS398	
1244	Clutch thrust pin (1 3/8" overall), 4 spd. ....	9...	1...	T5, TB5 .....	LS94B	
1245	Clutch thrust pin (1 3/8" overall), 3 or 4 spd. ....			1...T6, T8, TB8, T9 .....		
1246	Clutch thrust pin (1 3/8" overall), 3 spd. ....		9...	1...T5, TB6 .....	LS94C	
1249	Clutch spring cup screwed cap, 3 or 4 spd. ....	1	6...	1...T5, TB6 .....	CS173A	
1252	Cap supporting clutch lever bracket, 3 or 4 spd. ....	3	6...	1...T6, T8, TB8, T9 .....	LS267	
1253	Clutch lever bracket (fits on above), 3 or 4 spd. ....	3	6...	1...T6, T8, TB8, T9 .....	LS397	
1255	Nut securing clutch lever bracket, 3 or 4 spd. ....		1...	1...T6, T8, TB8, T9 .....	LS269	
1256	Clutch lever, 3 or 4 spd. ....	4	0...	1...All models .....	LS388	
1257	Clutch lever fulcrum screw, 3 or 4 spd. ....		2...	1...T5, TB6 .....	D.IV.33A	
1258	Spring washer for clutch lever fulcrum screw, 3 or 4 spd. ....		1...	1...T5, TB6 .....	CS74	
1259	Clutch lever fulcrum pin, 3 or 4 spd. ....		3...	1...T6, T8, TB8, T9 .....	LS392	
1260	Split pin for clutch lever fulcrum pin, 3 or 4 spd. ....		1...	1...T6, T8, TB8, T9 .....	CS108	
1262	Adjusting screw for clutch lever, 3 or 4 spd. ....		3...	1...All models .....	LS396A	
1264	Adjusting screw lock nut, 3 or 4 spd. ....		1...	1...All models .....	CS105A	
1267	Bracket for clutch cable (bolts to shell), 3 or 4 spd. ....		3	6...	1...T6, T8, TB8, T9 .....	LS267
1268	Bolts securing clutch cable bracket, 3 or 4 spd. ....		2...	2...T6, T8, TB8, T9 .....	BS146A	
1272	Clutch hub fixing nut, 3 or 4 spd. ....		5...	1...T5, TB6 .....	TS8	
1274	Clutch hub fixing nut washer, 3 or 4 spd. ....		1...	1...T5, TB6 .....	LS16	
1275	Clutch hub fixing nut, 3 or 4 spd. ....		2...	1...T5, T9, TB8, T9 .....	CS13	
1275	Clutch hub fixing nut washer, 3 or 4 spd. ....		1...	1...T6, T8, TB8, T9 .....	LS6	
1277	Clutch hub packing collar (fits on axle), 4 spd. ....		4...	1...T5, TB6 .....	X5	
1277	Clutch hub packing collar (fits on axle), 3 spd. ....		4...	1...T6, TB8, T9 .....	X6	

**GEAR CONTROL PARTS.**

Serial Number.	Description.	Price each.	No. to a Set.	Used on Models.	Drawing Number.
		£ s. d.			
1290	Gear change rod complete (3 or 4 spd.) .....	4	6...	T5, TB6 .....	
1291	Gear change rod only (3 or 4 spd.) .....	2	3...	1...T5, TB6 .....	4261
1296	Gear rod yoke end only .....		10...	2...T5, TB6 .....	4300
1300	Gear change rod complete (3 spd.) .....	5	4...	1...T6, T8, TB8, T9 .....	
1301	Gear change rod complete (4 spd.) .....	5	4...	1...T6, T8, TB8, T9 .....	
1302	Gear change rod only (3 spd.) .....	2	9...	1...T6, T8, TB8, T9 .....	4244
1303	Gear change rod only (4 spd.) .....	2	9...	1...T6, T8, TB8, T9 .....	4248A
1306	Gear rod yoke end .....	1	0...	2...T6, T8, TB8, T9 .....	4280
1308	Lock nut for gear rod yoke end .....		1...	R...T6, T8, TB8, T9 .....	10485
1309	Lock nut for gear rod yoke end .....		1...	2...T5, TB6 .....	3070
1311	Gear change lever only (less knob) .....	14	3...	1...T5, TB6 .....	4082
1312	Gear change lever only (less knob) .....	14	3...	1...T6, T8, TB8, T9 .....	4083
1315	Gear lever knob only .....		10...	1...All models .....	4110
1316	Gear lever fulcrum screw .....		5...	1...All models .....	11034L
1317	Lock nut for gear lever fulcrum screw .....		2...	1...All models .....	10266
1318	Locking plate for gear lever fulcrum screw nut .....		1...	1...All models .....	4102
1319	Spring washer, large, for gear lever fulcrum .....		2...	1...All models .....	11040
1322	Gear lever quadrant, 3 spd. ....	3	6...	1...T5, TB6 .....	4021
1323	Gear lever quadrant, 4 spd. ....	4	6...	1...T5, TB6 .....	4040A
1324	Gear lever quadrant, 3 spd. ....	4	0...	1...T6, T8, TB8, T9 .....	4003
1325	Gear lever quadrant, 4 spd. ....	4	6...	1...T6, T8, TB8, T9 .....	4008A
2570	Screw securing gear lever quadrant .....		1...	2...All models .....	3086
2564	Lock nut for gear lever quadrant screw .....		2...	2...All models .....	3071
1332	Rubber packing strip for gear quadrant .....		3...	1...T5, TB6 .....	RP1
1333	Rubber packing strip for gear quadrant .....		3...	1...T6, T8, TB8, T9 .....	RP2
1334	Gear rod yoke end pin .....		2...	R...All models .....	2512
1335	Split pin for yoke end pin .....		1...	R...All models .....	1/2x1/16"

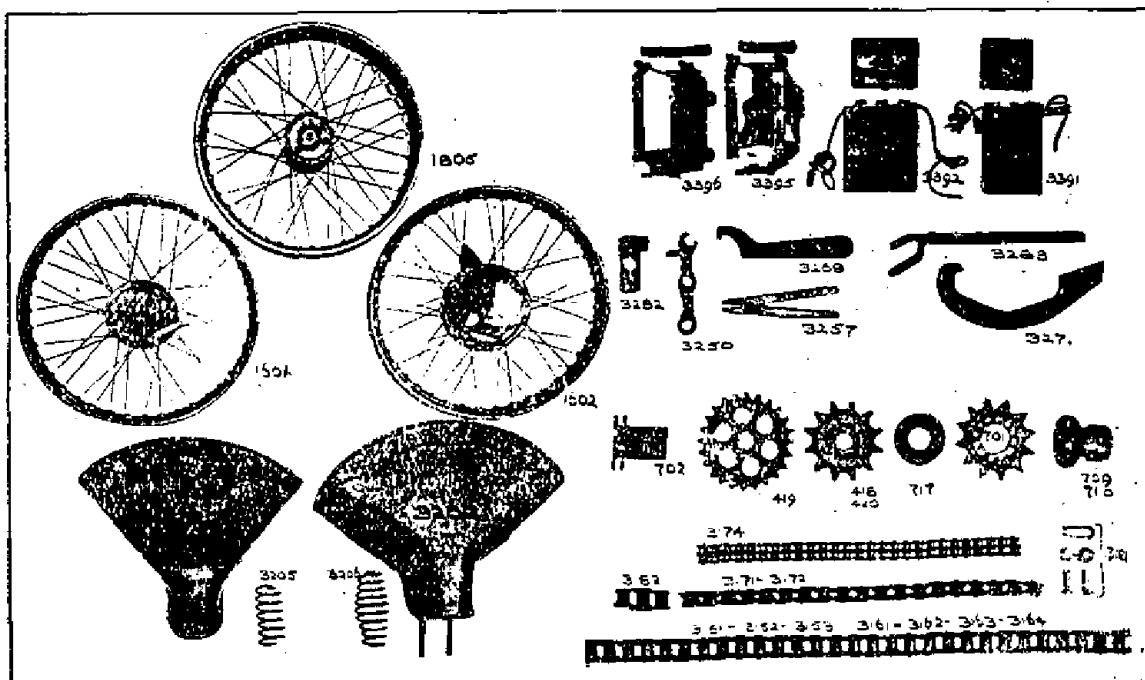
When ordering quote Part Number, Description, Model and Quantity.

## GEAR BOX SHELLS.

Serial Number.	Description.	Price each.	No. to a Set.	Used on Models.	Drawing Number.
1351	Gear box with studs and layshaft bush only, 3 spd.	£ 1 5	0...	1...T5, TB6	BS210B
1352	Gear box with studs and layshaft bush only, 4 spd.	1 10	0...	1...T5, TB6	D.IV.30
1353	Gear box with studs and layshaft bush only, 3 spd.	1 16	0...	1...T5, TB8	LS1
1354	Gear box with studs and layshaft bush only, 4 spd.	1 17	6...	1...T6, TB8	E.IV.30H
1355	Gear box with studs and layshaft bush only, 3 spd.	1 16	0...	1...T8, T9	LS1P
1356	Gear box with studs and layshaft bush only, 4 spd.	1 17	6...	1...T8, T9	E.IV.30B
1367	Gear box cover with K.S. bush only, 3 spd.	16	0...	1...T5, TB6	BS202C
1368	Gear box cover with K.S. bush only, 4 spd.	16	0...	1...T5, TB6	D.IV.30A
1359	Gear box cover with K.S. bush only, 3 spd.	15	0...	1...T6, T8, TB8, T9	LS2E
1370	Gear box cover with K.S. bush only, 4 spd.	17	6...	1...T6, T8, TB8, T9	E.IV.31A
1376	Gear box cover paper washer, 3 spd.	2...	1...T5, TB6	BS58A	
1377	Gear box cover paper washer, 4 spd.	2...	1...T5, TB6	D.IV.40	
1378	Gear box cover paper washer, 3 spd.	2...	1...T6, T8, TB8, T9	BS58B	
1379	Gear box cover paper washer, 4 spd.	2...	1...T5, T8, TB8, T9	LS15A	

## GEAR BOX SPEEDOMETER DRIVE PARTS.

Serial Number.	Description.	Price each.	No. to a Set.	Used on Models.	Drawing Number.
1401	Plate covering speedo drive aperture, 3 or 4 spd., used when no speedometer is fitted only	£ 3...	1...T5, TB6	LS341	
1402	Plate covering speedo drive aperture, 3 or 4 spd., used when no speedometer is fitted only	3...	1...T6, T8, TB8, T9	LS329A	
1403	Bolts securing cover	1...	2...All models	CS139	
1404	Spring washer for cover bolts	1...	2...All models	LS331	
1405	Speedometer drive gear box complete, 3 or 4 spd.	9 0...	...T5, TB6	SGC1	
1406	Speedometer drive gear box complete, panel	9 0...	...T6	SGC2	
1407	Speedometer drive gear box complete, tank	9 0...	...T6	SGC3	
1408	Speedometer drive gear box complete, panel	9 0...	...T8, TB8, T9	SGC4	
1409	Speedometer drive gear box complete, tank	9 0...	...T8, TB8, T9	SGC5	
1414	Fixing screw for speedo gear box, panel	1...	2...T6, T8, TB8, T9	CS39	
1415	Fixing screw for speedo gear box, tank	1...	2...All models	CS139A	
	Spring washer for fixing screw (as 1404)				



THE ILLUSTRATIONS ARE NOT TO SCALE.

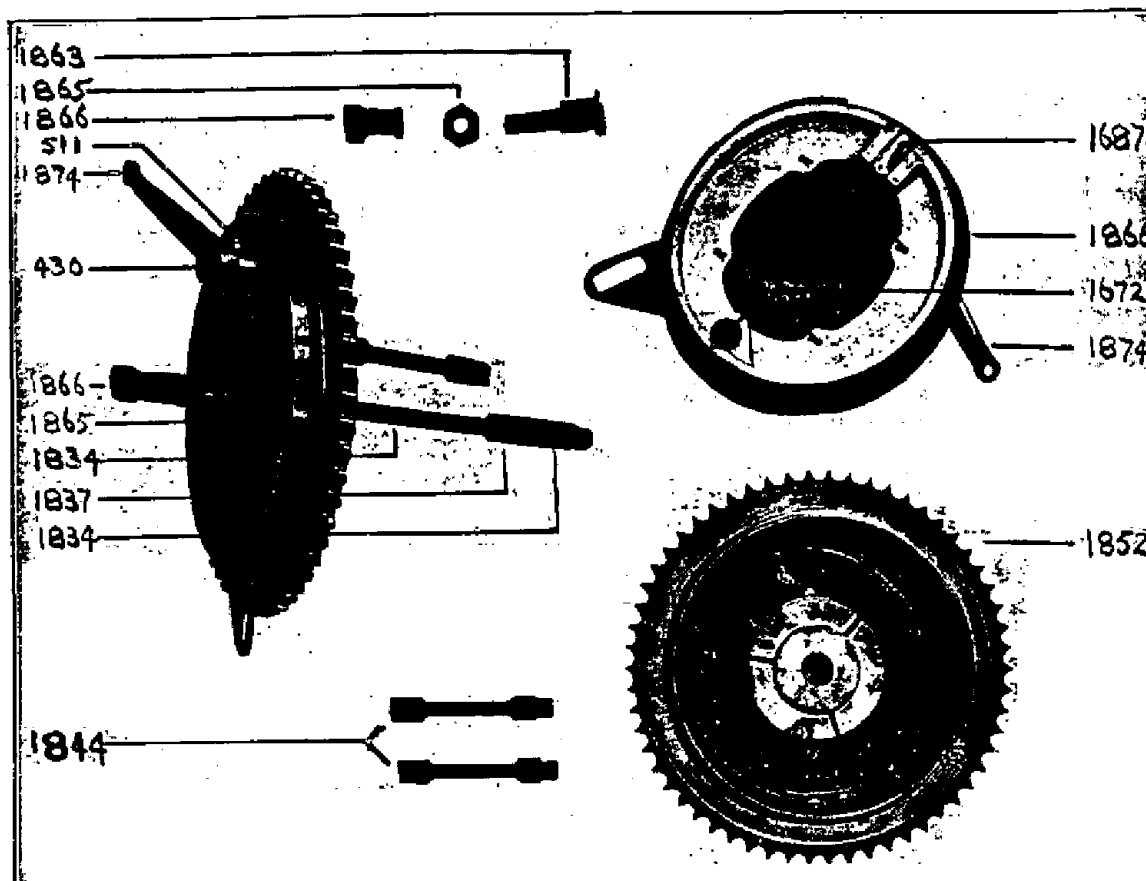




When ordering quote Part Number, Description, Model and Quantity.

Serial Number.	Description.	Price each.	No. to a Set.	Used on Models.	Drawing Number.
1708	Front brake cable adjuster for spring box	£ 2...	1...	T5, TB6	11751
1709	Lock nut for cable adjuster	1...	1...	T5, TB6	11750
1710	Front brake cable adjuster	1 0...	1...	T6, T8, TB8, T9	16365
1711	Front brake cable adjuster lock nut	4...	1...	T6, T8, TB8, T9	16363
1713	Front brake rod yoke end	10...	1...	T5, TB6	11755
1714	Front brake cable yoke end	10...	1...	T6, T8, TB8, T9	16482
1334	Front brake cable yoke end pin	2...	1...	All models	2512
1335	Split pin for yoke end pin	1...	1...	All models	STD16
1718	Front brake cable guide (screws into plunger)	3...	1...	T5, TB6	11753

For cables and levers see Handlebar section.



## REAR WHEEL AND BRAKE.

Serial Number.	Description.	Price each.	No. to a Set.	Used on Models.	Drawing Number.
1801	Rear wheel with hub, assembled	£ 3 5	7	1...T5, TB6	20666A
1802	Rear wheel with hub, assembled	3 7	6...	1...T6, T8, TB8, T9	12531A
1804	Rear wheel less all fittings	2 5	0...	1...T5, TB6	20666
1805	Rear wheel less all fittings	2 5	0...	1...T6, T8, TB8, T9	12331
1610	Rear wheel rim, 19x21	9	3...	1...T5, TB6	WM1
1611	Rear wheel rim, 19x21	9	3...	1...T6, T8, TB8, T9	WM2
1811	Rear wheel spokes, 8 <sup>3</sup> / <sub>16</sub> "x10G	2	40...	T5, TB6	20679
	Ditto, per set of 40	3	6...		
1812	Rear wheel spokes, 8 <sup>3</sup> / <sub>16</sub> "x9G	2	40...	T6, T8, TB8, T9	1234
	Ditto, per set of 40	3	6...		
1815	Spoke nipples, 10G	1	40...	T5, TB6	206
	Ditto, per set of 40	2	0...		
1816	Spoke nipples, 9G	1	40...	T6, T8, TB8, T9	
	Ditto, per set of 40	2	0...		
1821	Hub complete, but less solid spindle	2 10	0...	1...T5, TB6	
1822	Hub complete, but less solid spindle	2 10	0...	1...T6, T8, TB8, T9	5FA
1824	Hub shell only	1 6	3...	1...All models	1203
1630	Rear hub adjusting ring	1 6	1...	All models	11915
1631	Rear hub bearing adjusting ring lock nut	1 3	1...	All models	11914
1632	Rear hub felt washer	2	2...	All models	11900
1633	Rear hub felt washer cup	3	1...	All models	11911
1634	Rear hub spacing ring for felt washer	2	1...	All models	11912
1635	Rear hub felt washer retaining ring	6	2 or 3...	All models	11913

THE ILLUSTRATIONS ARE NOT TO SCALE.

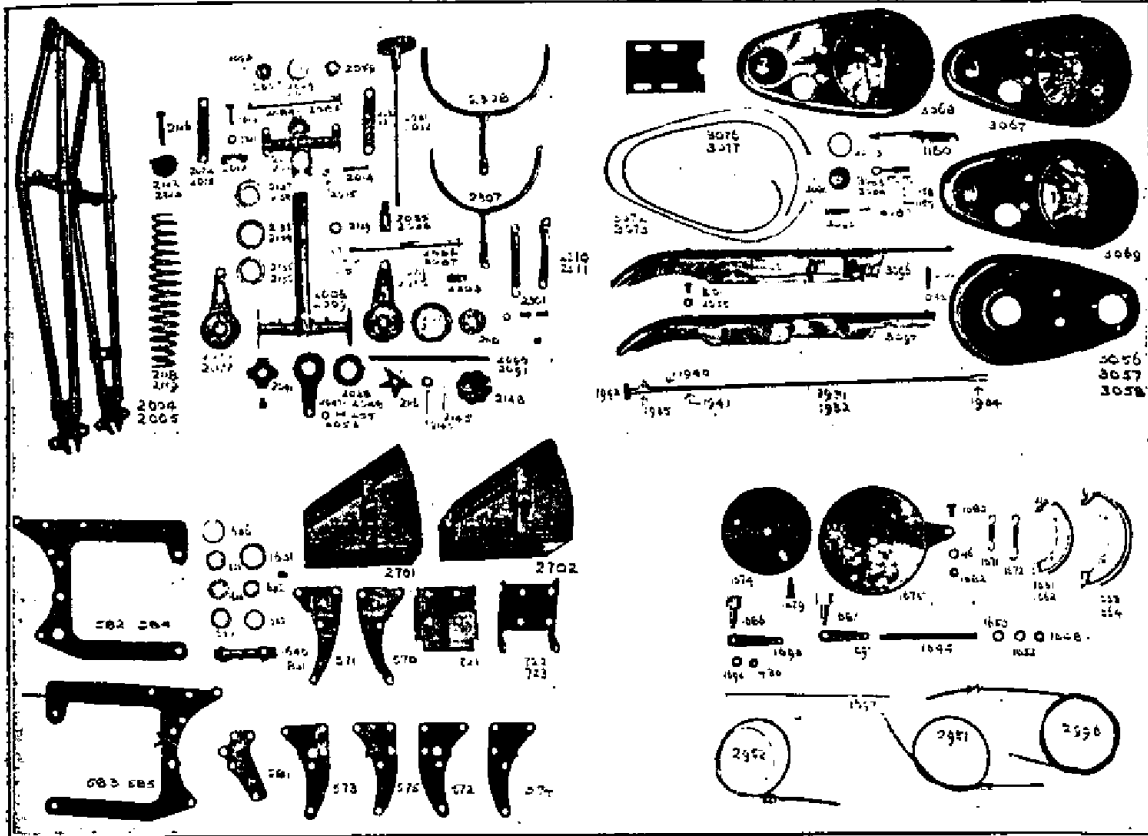
When ordering quote Part Number, Description, Model and Quantity.

Serial Number.	Description.	Price each.	No. to a Set.	Used on Models.	Drawing Number.
1827	Rear hub oil retaining washer	£ 3.00	1	T6, T8, TB8, T9	11999
1636	Rear hub spring ring	2.00	1	All models	11910
511	Grease nipple	3.00	1	All models	AB68
1831	Rear hub hollow spindle with bearings	17 6.00	1	All models	11905
1833	Rear hub solid centre spindle	3 6.00	1	T5, TB6	20333
1834	Rear hub solid centre spindle	2 6.00	1	T6, T8, TB8, T9	12224
1836	Rear wheel spindle distance piece, left	3.00	1	T5, TB6	20399
1837	Rear wheel spindle distance piece, right	3.00	1	T6, T8, TB8, T9	10086
1841	Rear wheel driving bolt	4.00	3	T5, TB6	20024
427	Rear wheel driving bolt nut	1.00	3	T5, TB6	10485
1844	Rear wheel sleeve fixing bolt, square head	2.00	3	T6, T8, TB8, T9	11916
1648	Rear wheel centre spindle end nut	2.00	1	T5, TB6	10190
1650	Rear wheel centre spindle end washer	1.00	2	T5, TB6	10329
1847	Rear wheel centre spindle lock nut for anchor plate	3.00	1	T5, TB6	20078
1851	Rear brake drum sprocket	1 4 3.00	1	T5, TB6	20012
1852	Rear brake drum sprocket with centre fitted	1 16 9.00	1	T6, T8, TB8, T9	11926A
1853	Rear brake drum without centre and studs	1 13 3.00	1	T6, T8, TB8, T9	11926
1856	Rear brake drum centre disc only	1 9.00	1	T6, T8, TB8, T9	11427
1857	Screws securing centre disc	1.00	3	T6, T8, TB8, T9	16630
1859	Wheel driving studs, screwed	4.00	3	T6, T8, TB8, T9	10083
1860	Wheel driving studs, plain	2.00	3	T6, T8, TB8, T9	10082
1841	Wheel driving bolt	4.00	3	T5, TB6	20024
1863	Rear brake drum dummy spindle	1 9.00	1	T6, T8, TB8, T9	10087
1865	Nut for dummy spindle, securing anchor plate	1.00	1	T6, T8, TB8, T9	10089
1866	Nut securing dummy spindle to fork end	3.00	1	T6, T8, TB8, T9	12221
1650	Washer for dummy spindle nut	1.00	1	T6, T8, TB8, T9	10329
1658	Rear brake shoes with linings	8 0.00	1 pr.	T5, TB6	20274
1659	Rear brake shoes with linings	11 6.00	1 pr.	T6, T8, TB8, T9	16297
1661	Top shoe only, with lining	4 0.00	1	T5, TB6	20274/1A
1663	Top shoe only, with lining	5 9.00	1	T6, T8, TB8, T9	16297/1A
1662	Bottom shoe only, with lining	4 0.00	1	T5, TB6	20274/1B
1664	Bottom shoe only, with lining	5 9.00	1	T6, T8, TB8, T9	16297/1B
1665	Brake lining with rivets	2 0.00	2	T5, TB6	3836/3
1666	Brake lining with rivets	2 0.00	2	T6, T8, TB8, T9	3836/2
1668	Brake lining rivets only	4.00	8	T5, TB	15859
1669	Brake lining rivets only	4.00	8	T6, T8, TB8, T9	11835
1671	Spring for rear brake shoes	2.00	2	T5, TB	20408
1672	Spring for rear brake shoe	2.00	2	T6, T8, TB8, T9	16485
1871	Anchor plate for rear brake	12 3.00	1	T5, TB6	20018
1872	Anchor plate for rear brake	13 0.00	1	T6, T8, TB8, T9	11988
821	Anchor plate bolt	4.00	1	T5, TB6	2751
430	Nut for anchor plate bolt	3.00	1	T5, TB6	10499
1335	Split pin for anchor plate bolt	1.00	1	T5, TB6	STD16
1875	Clip for frame tube for anchor plate bolt	3.00	1	T5, TB6	20403
1880	Anchor plate bolt for rear brake	4.00	1	T5, T8, TB8, T9	12080
1868	Nut for anchor plate bolt	3.00	1	T6, T8, TB8, T9	12159
1870	Washer for anchor plate bolt	1.00	1	T6, T8, TB8, T9	12158
1686	Rear brake expander	3 3.00	1	T5, TB6	10193
1687	Rear brake expander	3 3.00	1	T6, T8, TB8, T9	16298
1872	Rear brake expander lever	2 3.00	1	T5, TB6	20383
1874	Rear brake expander lever	2 3.00	1	T6, T8, TB8, T9	12065
430	Nut securing brake expander lever	2.00	1	All models	10499
1694	Washer for brake expander lever nut	1.00	1	All models	2888
511	Grease nipple for expander	3.00	1	All models	AB68

REAR BRAKE PEDAL AND FITTINGS.

Serial Number.	Description.	Price each.	No. to a Set.	Used on Models.	Drawing Number.
1901	Rear brake pedal	£ 7 9.00	1	T5, TB6	20578
1902	Rear brake pedal	8 9.00	1	T6, T8, TB8, T9	12303
511	Grease nipple for brake pedal	3.00	1	All models	AB68
1905	Rear brake pedal spindle	1 6.00	1	T5, TB6	20579
1906	Rear brake pedal spindle	1 6.00	1	T5, TB8	12313
1907	Rear brake pedal spindle	2 3.00	1	T8, T9	12304
1910	Rear brake pedal spindle nut, right side	2.00	1	All models	2764
1911	Rear brake pedal spindle nut, left side	2.00	1	All models	3069
1694	Rear brake pedal spindle washer, left side	2.00	1	All models	2888
1913	Rear brake pedal spring washer	1.00	1	All models	17236
1920	Rear brake pedal bush	4.00	1	T5, TB6	17194F
1921	Rear brake pedal bush	4.00	1	T6, T8, TB8, T9	17194L
1922	Pedal spindle distance tube between engine plates	6.00	1	T5, TB6	20507
1925	Pedal spindle distance tube between engine plates	6.00	1	T6, TB8	20011
1924	Pedal spindle distance tube between engine plates	6.00	1	T8, T9	200110
1925	Pedal spindle distance tube inside chain case	4.00	1	All models	17194G
1926	Pedal spindle distance tube, chain case to engine...	4.00	1	T5, TB6, T8, T9	17194H
1927	Pedal spindle distance tube, chain case to engine...	4.00	1	T6, TB8	17194D
1931	Rear brake rod	2 3.00	1	T5, TB6	20619
1932	Rear brake rod	2 3.00	1	T6, T8, TB8, T9	17359
1934	Rear brake rod yoke end, pedal end	10.00	1	All models	2738
1935	Rear brake rod saddle clip, rear end	1 6.00	1	All models	11772
1334	Rear brake rod yoke end pin, either end	2.00	2	All models	2512
1335	Split pin for yoke end pin	1.00	2	All models	STD16
1940	Rear brake rod spring	3.00	1	All models	11773
1941	Rear brake rod spring collar	2.00	1	All models	11762
1945	Rear brake rod adjusting nut	1 9.00	1	All models	11749

When ordering quote Part Number, Description, Model and Quantity.



### SPRING FORKS.

Serial Number.	Description.	Price each.	No. to a Set.	Used on Models.	Drawing Number.
2001	—Front fork complete less steering damper	£ 4 6	3...	1...T5, TB6	20448A
2002	—Front fork complete less steering damper	4 17	9...	1...T6, T8, TB8, T9	12177A
2004	—Front fork girder only	2 12	0...	1...T5, TB6	20448
2005	—Front fork girder only	3 0	0...	1...T6, T8, TB8, T9	12177
2008	—Steering column and crown	14	3...	1...T5, TB6	20353/1
2009	—Steering column and crown	15	0...	1...T6, T8, TB8, T9	12295/1
2011	—Clip for steering column	10	6...	1...T5, TB5	20324
2012	—Clip for steering column	10	6...	1...T6, T8, TB8, T9	12297
2014	—Pinch bolt for steering column clip	5...	1...	All models	15063
2015	—Nut for clip pinch bolt	3...	1...	All models	15064
2017	—Half clip for handlebar	1	6...	2...All models	1219B
2019	—Handlebar clip bolt	4...	4...	All models	16368
2021	—Washer for handlebar clip bolt	1...	4...	All models	16556
2024	—Adjusting nut for column	1	5...	1...T5, TB6	20396
2025	—Adjusting nut for column	1	5...	1...T6, T8, TB8, T9	16057
2028	—Steering damper complete	9	0...	1...T5, TB6	20416A
2029	—Steering damper complete	9	0...	1...T6, T8, TB8, T9	16867A
2031	—Steering damper draw bolt with knob	5	6...	1...T5, TB6	16867/3
2032	—Steering damper draw bolt with knob	5	6...	1...T6, T8, TB8, T9	16867/2
2035	—Steering damper sleeve (fits inside column)	1	6...	1...T5, TB6	20412
2036	—Steering damper sleeve (fits inside column)	1	6...	1...T6, T8, TB8, T9	16288
2038	—Steering damper friction washer	6...	1...	All models	16286
2041	—Steering damper star spring disc	4...	1...	All models	17262
2043	—Bolt for damper spring disc	4...	1...	All models	17263
2047	—Steering damper anchored plate	6...	1...	T5, TB6	26564
2048	—Steering damper anchored plate	6...	1...	T6, T8, TB8, T9	16287
2051	—Bolt securing damper anchored plate	6...	1...	All models	16387
2053	—Plain washer for anchored plate bolt	1...	1...	All models	2873
2055	—Spring washer for anchored plate bolt	1...	1...	All models	2885
2057	—Steering damper fibre washer (top of column)	3...	1...	All models	11798
2059	—Steering damper steel collar (top of column)	2...	1...	All models	16870
2061	—Steering damper spring washer	1...	1...	All models	2884
1694	—Steering damper plain washer	1...	1...	All models	2888
2063	—Steering damper split pin	1...	1...	All models	STD36
2070	—Top fork link, plain hole, right	9...	1...	T5, TB5	20355
2071	—Top fork link, plain hole, right	1	0...	1...T5, T8, TB8, T9	16850A
2072	—Top fork link, tapped hole, left	9...	1...	T5, TB6	20356
2073	—Top fork link, tapped hole, left	1	0...	1...T6, T8, TB8, T9	16850B
2074	—Bottom fork link, plain hole, right	1	6...	1...T5, TB6	20358
2075	—Bottom fork link, plain hole, right	2	6...	1...T6, T8, TB8, T9	12307A
2076	—Bottom fork link, tapped hole, left	1	6...	1...T5, TB5	20357
2077	—Bottom fork link, tapped hole, left	2	6...	1...T6, T8, TB8, T9	12307B

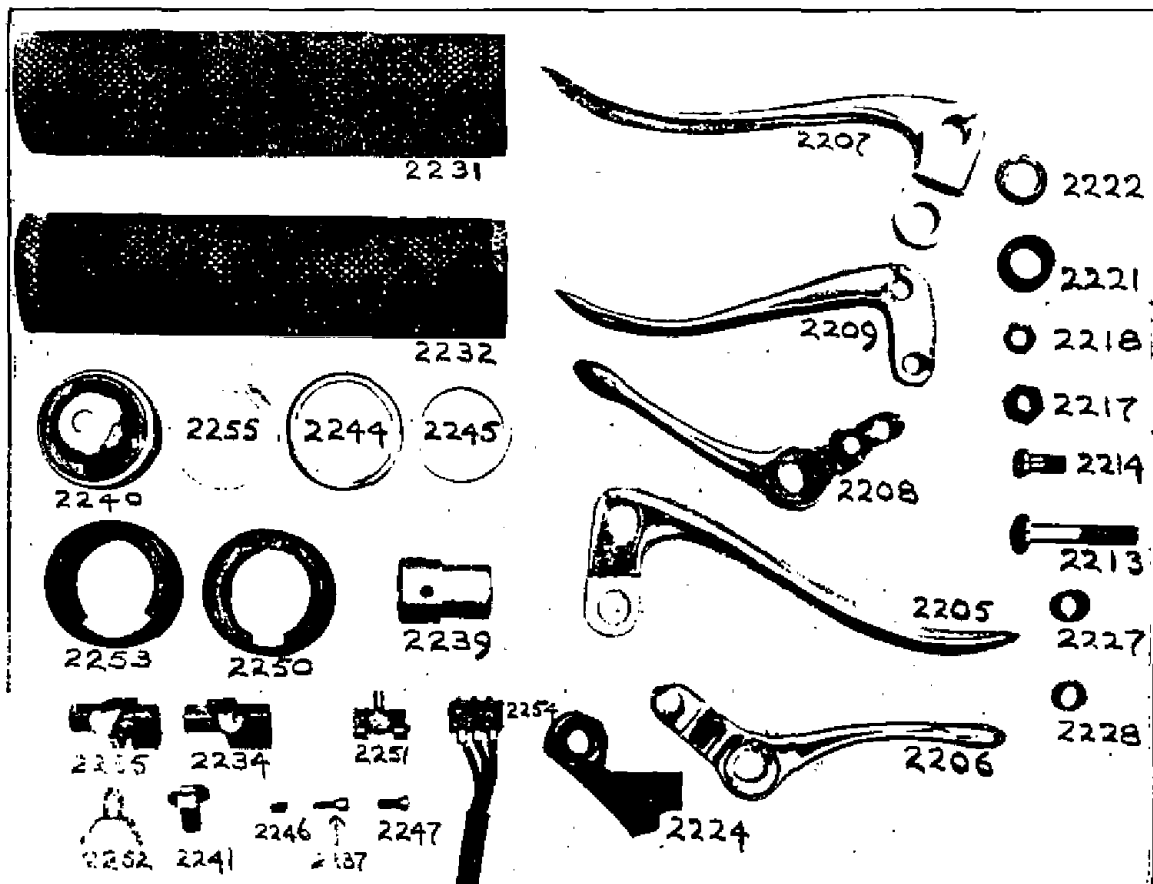
THE ILLUSTRATIONS ARE NOT TO SCALE.

When ordering quote Part Number, Description, Model and Quantity.

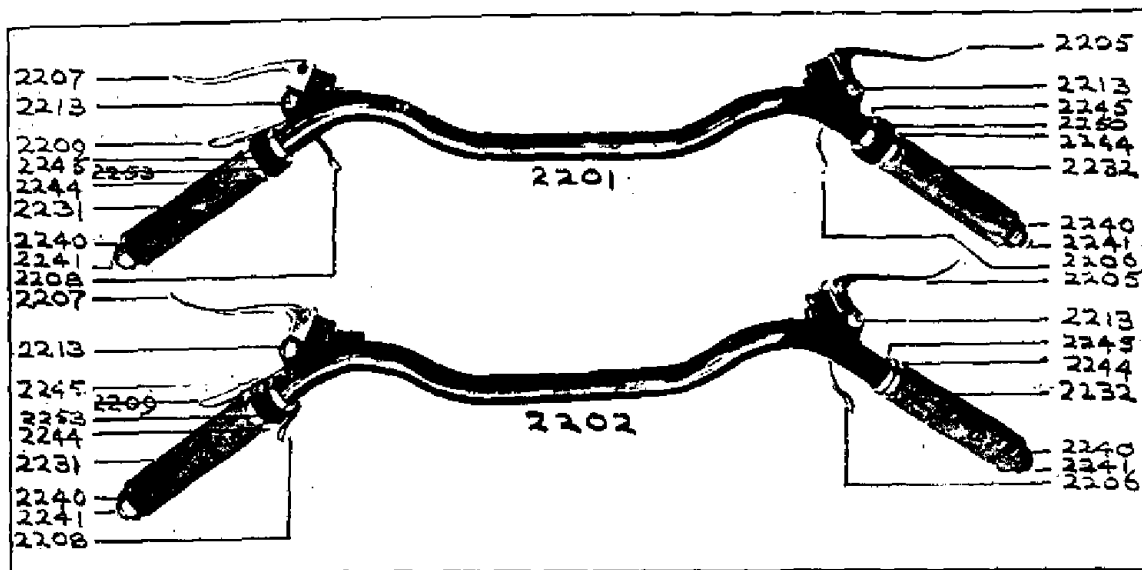
Serial Number.	Description.	Price each.	No. to a Set.	Used on Models.	Drawing Number.
2084	Top fork spindle only (front or rear)	£ s. d.	11...	2...T5, T16	20336
2085	Top fork spindle only (front or rear)		11...	2...T6, T8, T18, T9	12298
2086	Bottom fork spindle only (front)		11...	1...T5, T16	20244
2087	Bottom fork spindle only (front or rear)		1 4...	1...T6, T8, T18, T9	12299
2088	Bottom fork spindle only (rear)		11...	1...T5, T16	20369
2100	Fork spindle nut, 3/4"x26		4...	4...T5, T16	20088
2101	Fork spindle nut, 1/2"x26		4...	4...T6, T8, T18, T9	16879
2105	Fork damper friction discs		1 3...	2...T5, T16	20359
2106	Fork damper friction discs		1 6...	2...T6, T8, T18, T9	17260
2110	Fork damper friction disc metal centre		3...	2...T6, T8, T18, T9	17264
2114	Star spring disc for fork damper		4...	1...T5, T16	20325
2041	Star spring disc for fork damper		4...	1...T6, T8, T18, T9	17262
2118	Fork spring		3 6...	1...T5, T16	20377
2119	Fork spring		6 0...	1...T6, T8, T18, T9	16372
2122	Fork spring top anchoring dish		1 6...	1...T5, T16	20235
2123	Fork spring top anchoring dish		1 6...	1...T6, T8, T18, T9	15967
2126	Bolt for fork spring dish		3...	1...All models	16360
511	Grease nipple for spindle bearing		3...	4...All models	AB68
2129	Packing washer for top fork spindle (inside links)		2...	2...T5, T16	20326
2130	Packing washer for top fork spindle (inside links)		2...	2...T6, T8, T18, T9	16937
2133	Steering head frame ball race (top or bottom)		1 6...	2...T5, T16	20086
2134	Steering head frame ball race (top or bottom)		1 6...	2...T6, T8, T18, T9	15067
2135	Fork stem or crown ball race (bottom)		1 6...	1...T5, T16	20084
2136	Fork stem or crown ball race (bottom)		1 6...	1...T6, T8, T18, T9	15068
2137	Fork stem ball race (top)		4 3...	1...T5, T16	20085
2138	Fork stem ball race (top)		4 3...	1...T6, T8, T18, T9	15066
2141	Steering head balls	per set	1 2...	50...T5, T16	SB3
2142	Steering head balls	per set	1 3...	56...T6, T8, T18, T9	SB3
2143	Steering head balls	per doz.	3...	—All models	SB3

On machines issued since July 1932, Serial Numbers are displaced by the following:—

2090	Bottom fork spindle only, rear	11...	1...T5, T16	20672
2091	Bottom fork spindle only, rear	1 10...	1...T6, T8, T18, T9	17368
2116	Star spring washer	6...	1...All models	AF37
2145	Ratchet washer	2...	1...All models	MBD100
2146	Spring washer	3...	1...All models	MBD206
2148	Hand adjusting nut	1 6...	1...All models	TF1018



When ordering quote Part Number, Description, Model and Quantity.



## HANDLEBARS.

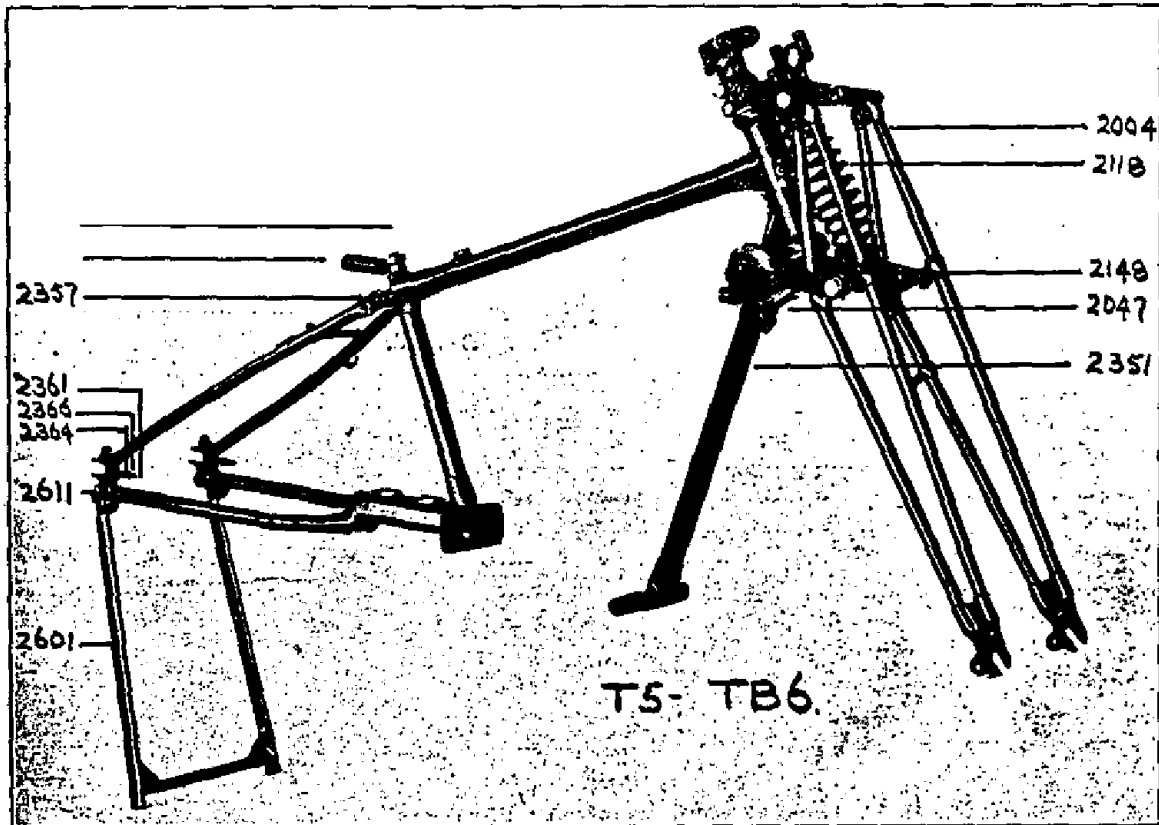
Serial Number.	Description.	Price each.	No. to a set.	Used on Models.	Drawing Number.
		£ s. d.			
2201	Handlebar, bare	1 10 0	1	T6, T8, TB8, T9	20681
2202	Handlebar, bare	1 10 0	1	T5, TB6	12345
2205	Front brake lever	4 6	1	All models	B2205
2206	Air control lever	4 6	1	All models	B2206
2207	Clutch control lever	4 6	1	All models	B2207
2208	Ignition control lever	4 6	1	All models	B2208
2209	Exhaust lifter lever	4 6	1	All models	B2209
2213	Fulcrum screw for levers, long	5	2	All models	B2213
2214	Fulcrum screw for single lever, short	5	1	All models	B2214
2217	Nut for long fulcrum screw	4	2	All models	B2217
2218	Nut, lock, for long fulcrum screw	2	2	All models	B2218
	Ditto, for short fulcrum screw		1	All models	
2221	Spring washer for long fulcrum screw	1	2	All models	B2221
2222	Plain washer for long fulcrum screw	1	2	All models	B2222
2224	Dividing plate (between levers)	3	2	All models	B2224
2227	Bush for clutch lever	3	1	All models	B2227
	" for brake lever		1	All models	
2228	Bush for air lever	3	1	All models	B2228
	" for ignition lever		1	All models	
2231	Dummy grip for handlebar, left side	2 3	1	All models	B2231
2232	Twist grip sleeve with rubber for right side	3 3	1	All models	B2232
2234	Twist grip cable slide for outer casing	1 9	1	All models	B2234
2235	Twist grip cable slide for inner wire	1 9	1	All models	B2235
2237	Screw for cable slide (retaining casing or wire)	1	2	All models	B2237
2239	Handlebar end plug	2 0	2	All models	B2239
2240	Handlebar end cap	1 0	2	All models	B2240
2241	Bolt securing end cap	5	2	All models	B2241
2244	Ferrule for inside end of grip	1 2	2	All models	B2244
2245	Locating ring for grips	1 0	2	All models	B2245
2246	Grab screw for locating ring	1	2	All models	B2246
2247	Screw locating grips and end plugs	2	2	All models	B2247
	" " horn switch ring		1	All models	
2250	Horn ring	2 0	1	T6, T8, TB8, T9	B2250
2251	Contact block for horn switch	1 6	1	T6, T8, TB8, T9	B2251
2252	Press button for horn switch	9	1	T6, T8, TB8, T9	B2252
2253	Dipping switch ring	2 6	1	All models	B2253
2254	Contact block for dipping switch	2 0	1	All models	B2254
2255	Thrust washer for horn switch	1	2	T6, T8, TB8, T9	B2255
	" " dipping switch		2	All models	

THE ILLUSTRATIONS ARE NOT TO SCALE.

When ordering quote Part Number, Description, Model and Quantity.

## LAMP BRACKETS.

Serial Number.	Description.	Price each.	No. to a Set.	Used on Models.	Drawing Number.
		£ s. d.			
2301	Electric headlamp stays .....		4...	T5, TB6 .....	DFF74
2303	Headlamp stay clip for fork girder .....		2...	T5, TB6 .....	20532
3101	Bolt securing stay and clip .....		3...	2...T5, TB6 .....	2061
427	Nut for stay and clip bolt .....		1...	2...T5, TB6 .....	10485
2566	Spring washer for stay and clip bolt .....		1...	2...T5, TB6 .....	
2307	Electric headlamp bracket (non-panel type) .....	2	3...	1...T6, T8, TB8, T9 .....	16374
2308	Electric headlamp bracket (panel type) .....	2	3...	1...T6, T8, TB8, T9 .....	16853
2310	Head lamp bracket stay, left or right (non panel type) .....		2...	T6, T8, TB8, T9 .....	12000
3101	Bolt securing stay to fork .....		1...	2...All models .....	
2566	Spring washer for stay securing bolt .....		1...	2...All models .....	2886
2311	Head lamp bracket stay, left or right (panel type) .....		2...	T6, T8, TB8, T9 .....	16854

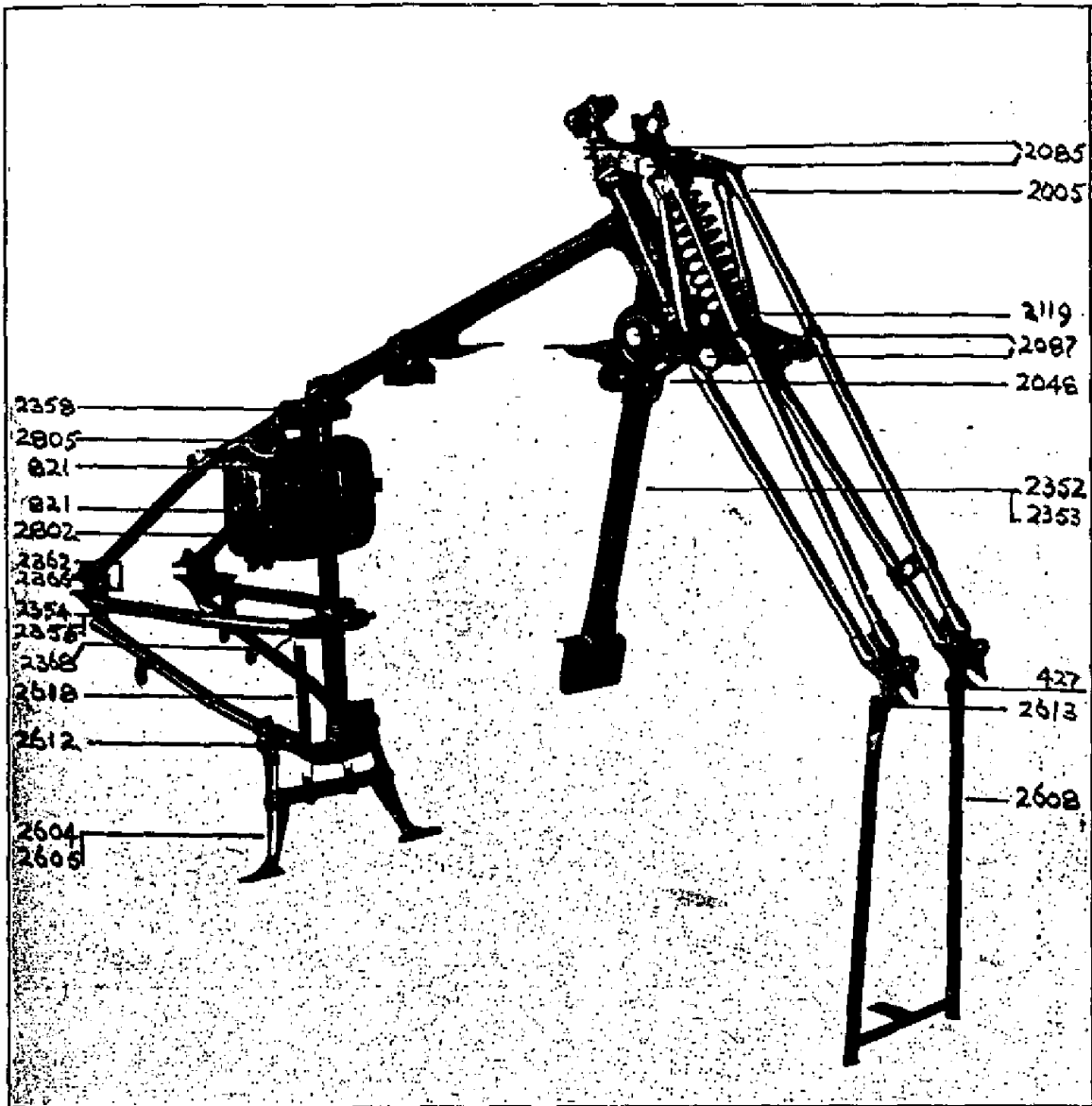


## FRAME AND FITTINGS.

Serial Number.	Description.	Price each.	No. to a Set.	Used on Models.	Drawing Number.
		£ s. d.			
2351	Frame complete .....	8 1 0...	1...	T5, TB6 .....	20553
2352	Frame, front section only .....	5 10 0...	1...	T8, T9 .....	11961/1A
2353	Frame, front section only .....	5 10 0...	1...	T6, TB8 .....	11961/2A
2354	Frame, rear section only .....	3 14 0...	1...	T8, T9 .....	11961/1B
2355	Frame, rear section only .....	3 14 0...	1...	T6, TB8 .....	11961/2B
2357	Seat lug bolt .....	7...	1...	T5, TB6 .....	20305
2358	Seat lug bolt .....	7...	1...	T6, T8, TB8, T9 .....	12003
46	Nut for seat lug bolt .....	2...	1...	T5, TB6 .....	2871
1648	Nut for seat lug bolt .....	3...	1...	T6, T8, TB8, T9 .....	10190
470	Spring washer for seat lug bolt .....	1...	1...	T5, TB6 .....	2882
1684	Spring washer for seat lug bolt .....	1...	1...	T6, T8, TB8, T9 .....	2881
2361	Rear chain adjusting bolt .....	3...	2...	T5, TB6 .....	10308
2362	Rear chain adjusting bolt .....	3...	2...	T6, T8, TB8, T9 .....	17366
2364	Collar for chain adjusting bolt .....		2...	T5, TB6 .....	BF40
2366	Lock nut for chain adjusting bolt .....	2...	2...	All models .....	2770
	✓ <i>Securing head races (see Spring Fork section)</i> .....				

When ordering quote Part Number, Description, Model and Quantity.

Serial Number.	Description.	Price each.	No. to a Set.	Used on Models.	Drawing Number.
		£ s. d.			
2368	Chain stay bridge bolts	5...	2...	T6, TB8	12001
2369	Chain stay bridge bolt	5...	2...	T8, T9	16708
2372	Nut for chain stay bridge bolt	3...	4...	T6, T8, TB8, T9	12002
499	Plain washer for chain stay bridge bolt	1...	4...	T6, T8, TB8, T9	10328
539	Front engine lug bolt, 4 1/2"	5...	2...	T6, TB8	11474
540	Front engine lug bolt, 4 7/8"	5...	2...	T8, T9	15096
45	Nut for front engine lug bolt	2...	4...	T6, T8, TB8, T9	2871
537	Engine lug bolts, 4 1/2"	5...	2...	T5, TB6	20279
550	Nut for engine lug bolt	3...	2...	T5, TB6	2768
470	Spring washer for engine lug bolt	1...	R...	All models	3882
511	Grease nipple for steering head	3...	1...	All models	AB68




IF IN DOUBT REGARDING MODEL, PART NUMBER OR DESCRIPTION, IT IS BETTER TO SEND THE OLD PART TO SERVE AS A PATTERN.



When ordering quote Part Number, Description, Model and Quantity.

## FOOTRESTS.

Serial Number.	Description.	Price each.	No. to a Set.	Used on Models.	Drawing Number.
		£	s.	d.	
2401—Footrest rod only	.....	11...	1...	T5, TB6	20584
2402—Footrest rod only	.....	11...	1...	T6, T8, TB8, T9	16317
2404—Footrest rod end nuts	.....	2...	2...	All models	3068
470—Spring washer for rod end	.....	1...	2...	All models	2882
2407—Footrest hanger, left or right	.....	3	3...	2...T5, TB6	20530
2408—Footrest hanger, left or right	.....	3	3...	2...T6, T8, TB8, T9	16314
2410—Footrest rubber pad	.....	1	6...	2...All models	16315
2412—Footrest rod distance tube, RS 3 11 16" long	.....	6...	1...	T5, TB6	20488
2413—Footrest rod distance tube, RS 4 3 16" long	.....	6...	1...	T8, T9	20011F
2414—Footrest rod distance tube, RS 4 9 32" long	.....	6...	1...	T6, TB8	12009A
2415—Footrest rod distance tube between engine plates, 31" long	.....	6...	1...	T5, TB6	12009F
2416—Distance tube, 15 16" long, between chain case and engine	.....	3...	1...	T5, TB6, T8, T9	17194K
2417—Distance tube, 1" long, between chain case and engine	.....	3...	1...	T6, TB8	17194E
2418—Distance tube, 1 15 64" long, inside chain case	.....	3...	1...	All models	17194J
2419—Distance tube, 1 1/2" long, left end	.....	3...	1...	T5, TB6	12009H
2420—Distance tube, 1 15 16" long, left end	.....	3...	1...	T6, T8, TB8, T9	17194I



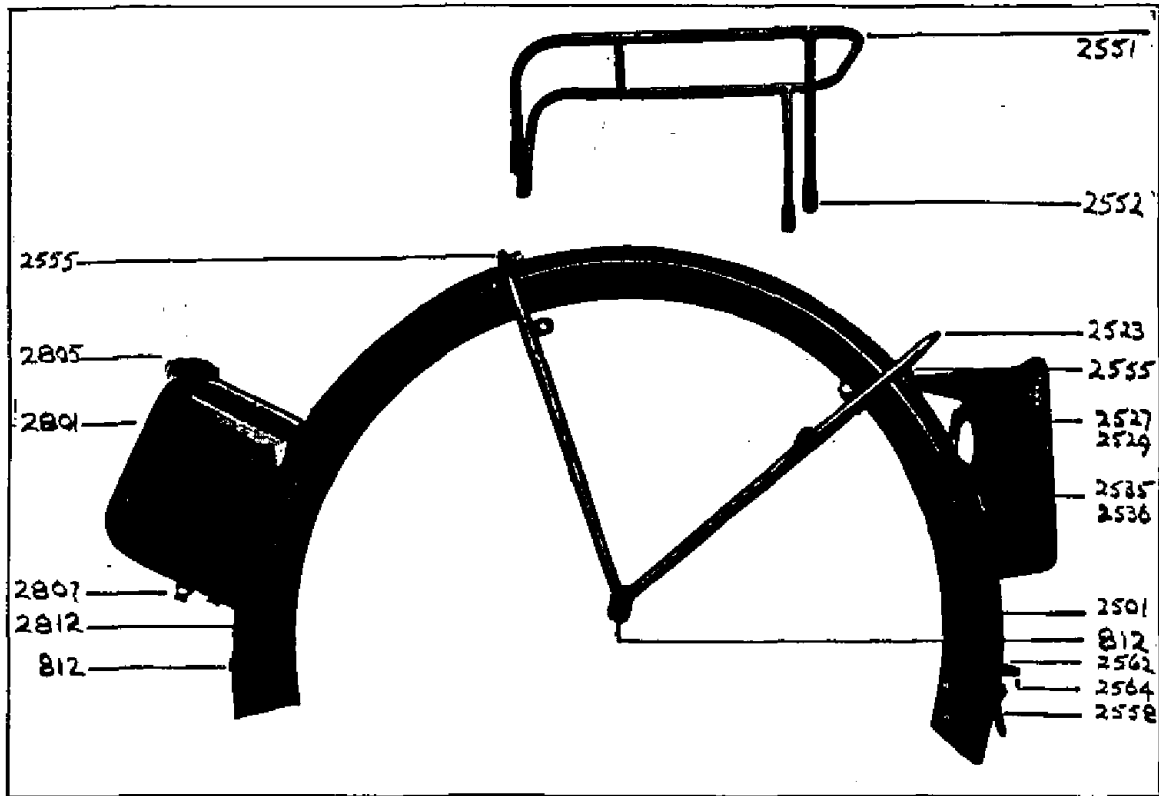
## MUDGUARDS, NUMBER PLATES AND CARRIERS.

57

Description.	Price each.	No. to a Set.	Used on Models.	Drawing Number.
	£	s.	d.	
rear mudguard	15	0...	1...T5, TB6	20637
rear mudguard (two portions)	19	0...	1...T6, T8, TB8, T9	17361
mudguard, rear hinged portion	4	6...	1...T6, T8, TB8, T9	17361R
front mudguard, forward portion only	14	5...	1...T6, T8, TB8, T9	17361F
front mudguard	17	6...	1...T5, TB6	20639
rear mudguard	1	2	6... 1...T6, T8, TB8, T9	17360
rear mudguard stay, left or right	1	0...	2...T6, T8, TB8, T9	12222
front mudguard stay, top, left or right	1	0...	2...T5, TB6	16352
front mudguard stay, bottom, left or right	1	0...	2...T5, TB6	20639

ILLUSTRATIONS ARE NOT TO SCALE.

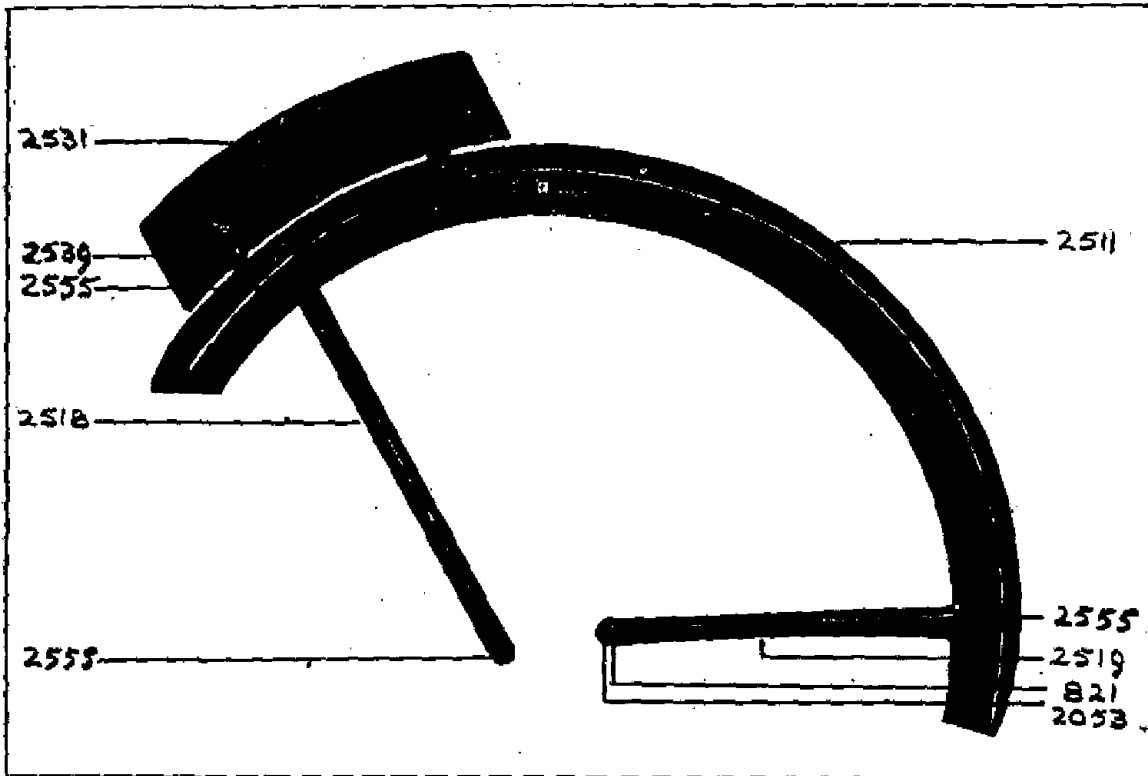
When ordering quote Part Number, Description, Model and Quantity.



Serial Number.	Description.	Price each.	No. to a Set.	Used on Models.	Drawing Number.
		£ s. d.			
2518	Front mudguard stay, left or right	1 0	2	T6, T8, TB8, T9	16352
2523	Lifting handle tubular assembly	17 6	1	T5, TB6	20635
2524	Lifting handle tubular assembly	1 0	0	T6, T8, TB8, T9	12007
2527	Rear number plate (acetylene)	3 0	1	T5, TB6	12199/3A
2528	Rear number plate (acetylene)	3 0	1	T6, T8, TB8, T9	12199/1A
2529	Rear number plate (electric)	3 0	1	T5, TB6	12199/3E
2530	Rear number plate (electric)	3 0	1	T6, T8, TB8, T9	12199/1E
2531	Front number plate	1 6	1	All models	11192
2535	Rear number plate steady bracket, left side	4	1	T5, TB6	20663L
2536	Rear number plate steady bracket, right side	4	1	T5, TB6	20663R
2537	Rear number plate steady bracket, left side	4	1	T6, T8, TB8, T9	12328L
2538	Rear number plate steady bracket, right side	4	1	T6, T8, TB8, T9	12328R
2539	Front number plate bracket	1 2	2	All models	3901
2542	Angle bracket securing front mudguard	5	2	T6, T8, TB8, T9	11997
2543	Plate inside guard for angle bracket fixing	4	1	T6, T8, TB8, T9	11992
2551	Luggage carrier	16 6	1	T5, TB6	20529
2552	Luggage carrier	17 6	1	T6, T8, TB8, T9	12218
812	Bolt securing forward end of rear guard	2	1	T5, TB6	2751
812	Bolt securing bottom of lifting handle	2	2	All models	2751
430	Nut for bolt securing forward end of rear guard	1	1	T5, TB6	10499
46	Spring washer for bolt securing forward end of rear guard	1	1	T5, TB6	2886
430	Nut for bolt securing bottom of lifting handle	1	2	All models	10499
46	Spring washer for bolt securing bottom of lifting handle	1	2	All models	2886
2555	Bolt securing guard to lifting handle	2	2	T5, TB6	2753
2555	Bolt, top, securing rear stand clip	2	2	T5, TB6	2573
2555	Bolt securing rear stays to guard	2	2	T6, T8, TB8, T9	2753
2558	Rear stand clip strap, outer portion	1 0	1	T5, TB6	11703
2559	Rear stand clip strap, inner, with stud	1 6	1	T5, TB6	11813
2562	Rear stand clip spring	1	1	T5, TB6	301
2564	Rear stand clip spring stud nut	2	1	T5, TB6	34
2566	Rear stand clip spring stud washer	1	1	T5, TB6	34
2053	Washer, large plain, for rear stay bolts	1	2	T6, T8, TB8, T9	64
2055	Washer, spring, single, 1"	1	R	All models	645
2568	Nut, 1"x20"	2	R	All models	645
821	Bolt, securing rear guard stay, bottom end	2	2	T6, T8, TB8, T9	3
2569	Special spigot nut for stay fixing	3	2	T6, T8, TB8, T9	3
2570	Screw, 3/16", for number plate steady	1	4	All models	20 6
2564	Nut, 3/16" for number plate steady screw	2	4	All models	...
2571	Washer, 3/16" spring for number plate steady screw	1	4	All models	644
2572	Luggage carrier fixing bolt, 1"x26"	2	4	T6, T8, TB8, T9	8
2573	Bolt securing rear guard to lifting handle when no carrier is fitted, 1"x26"	2	4	T6, T8, TB8, T9	8
2573	Bolt securing rear guard to frame lugs	2	4	T6, T8, TB8, T9	...
2572	Luggage carrier fixing bolt, 1"x26"	2	4	T5, TB6	...

THE ILLUSTRATIONS ARE NOT TO SCALE.

When ordering quote Part Number, Description, Model and Quantity.

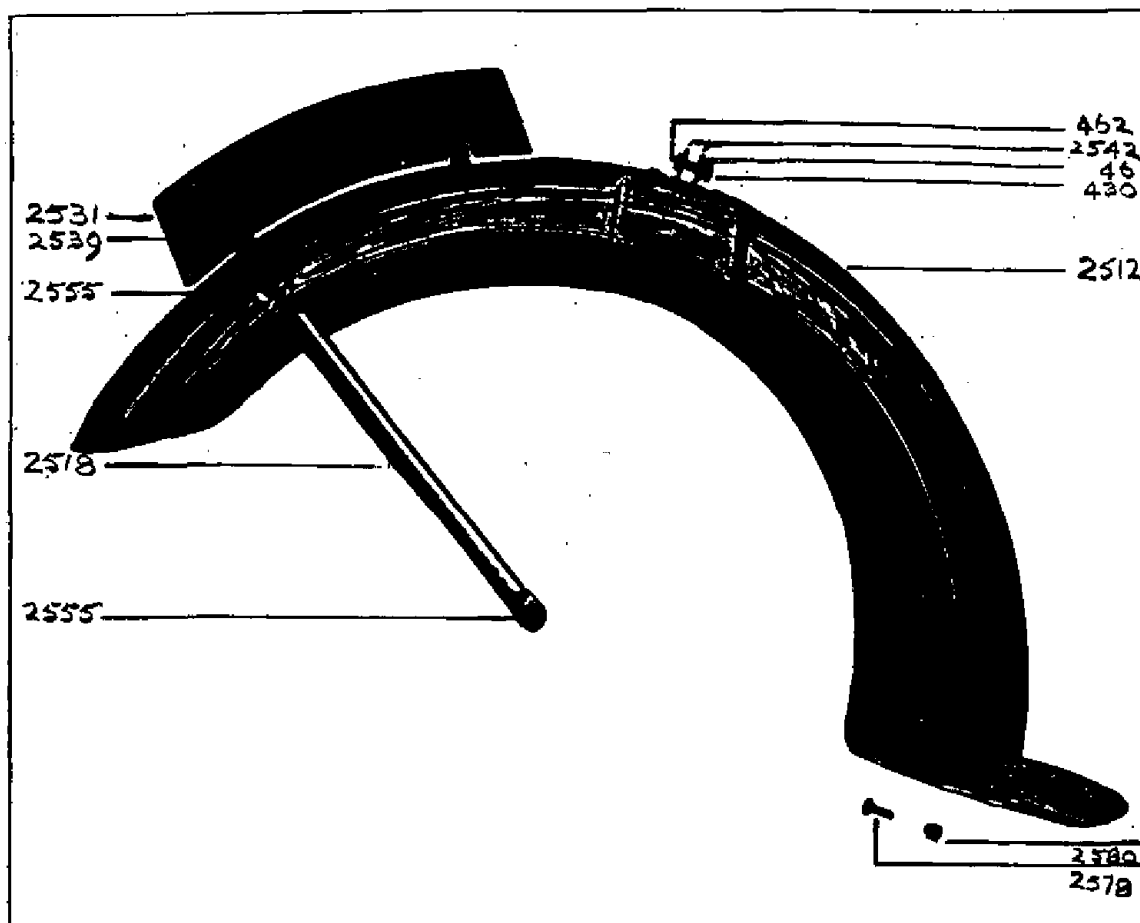


Serial Number.	Description.	Price each.	No. to a Set.	Used on Models.	Drawing Number.
		£	s.	d.	
2568	Nut, 1"x26" .....		2...	R...All models	STD5
2055	Washer, spring, 1" .....		1...	R...All models	2885
2573	Bolt securing rear guard to frame top, 1"x20" .....		2...	1...T5, TB6	10518
2574	Bolt securing rear number plate (also passes through T5 and TB6 stand clip) .....		2...	1...All models	3932
2575	Distance collar for rear number plate bolt .....		2...	1...All models	16892
2576	Washer, 1", small plain, for rear number plate bolt ..		1...	1...All models	12157
2555	Bolt securing front mudguard to fork, 1"x26" .....		2...	2...T5, TB6	2753
2556	Bolt securing front mudguard to angle brackets, 1"x26" .....		2...	2...T6, T8, TB8, T9	2753
462	Bolt securing angle brackets to fork, 5/16"x20" .....		8...	1...T6, T8, TB8, T9	15131
2555	Bolt securing front stays, mudguard end, 1"x26" .....		2...	4...T5, TB6	2753
				2...T6, T8, TB8, T9	
2555	Bolt securing front mudguard forward stays, bottom end, 1"x20" .....		2...	2...T5, TB6	2753
2555	Bolt securing front mudguard stays, bottom end, 1"x20" .....		2...	2...T6, T8, TB8, T9	2753
821	Bolt securing front mudguard rear stays, bottom end, 5/16"x20" .....		2...	2...T5, TB6	2751
2578	Special headed bolt for front stand clip, 5/16"x20" .....		4...	1...T6, T8, TB8, T9	16358
2580	Special spigot nut for front stand clip, 5/16"x20" .....		3...	1...T6, T8, TB8, T9	16356
2582	Front number plate fixing screw, 3/16"x7/16"xWhit. ....		1...	2...All models	16505
2564	Nut, 3/16", Whit. ....		2...	R...All models	3071
2568	Nut, 1"x26" .....		2...	R...All models	STD5
2584	Nut, 1"x20" .....		2...	R...All models	10601
430	Nut, 5/16"x20" .....		1...	R...All models	10499
2571	Spring washer, 3/16" .....		1...	R...All models	2890
2055	Spring washer, 1" .....		1...	R...All models	2885
46	Spring washer, 5/16" .....		1...	R...All models	2886
2753	Plain washer, 1", large .....		1...	R...All models	2878
276	Plain washer, 1", small .....		1...	R...All models	12157

THE ILLUSTRATIONS ARE NOT TO SCALE.

Small parts have been enlarged in effective scale in order that they may be easily identified and large parts have been reduced in effective scale.

When ordering quote Part Number, Description, Model and Quantity.



### STANDS AND FITTINGS.

Serial Number.	Description.	Price each.	No. to a Set.	Used on Models.	Drawing Number.
		£	s.	d.	
2601—Rear stand only	.....	16	0...	1...T5, TB6	20548
2604—Centre prop stand	.....	17	6...	1...T6, TB8	12209
2605—Centre prop stand	.....	17	6...	1...T8, T9	16659
2608—Front stand	.....	10	6...	1...T6, T8, TB8, T9	11998
2611—Fixing bolt for rear stand	.....	6...	2...	T5, TB6	20130
2612—Fixing bolt for centre stand	.....	8...	2...	T6, T8, TB8, T9	12051
2613—Fixing bolt for front stand	.....	4...	2...	T6, T8, TB8, T9	2752
2615—Lock nut for rear stand fixing bolt	.....	2...	2...	T5, TB6	20131
427—Lock nut for front stand fixing bolt	.....	1...	2...	T6, T8, TB8, T9	10485
2618—Spring for centre stand	.....	1	0...	2...T6, T8, TB8, T9	16914

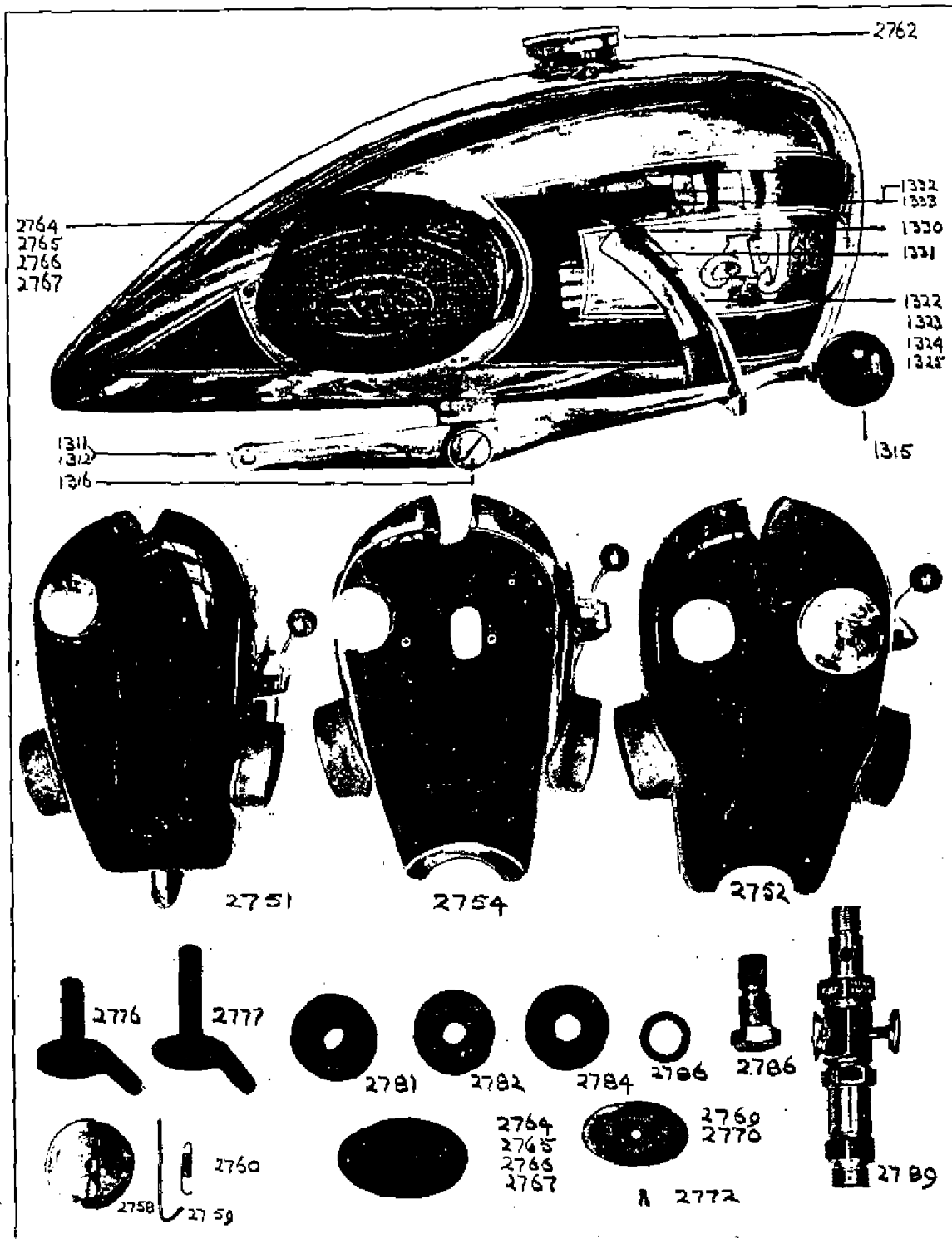
For rear stand clip for T5 and TB6 see Mudguard section.  
 For clip bolt for T6, T8, TB8, T9 front stand see Mudguard section.

### TOOL BOXES.

Serial Number.	Description.	Price each.	No. to a Set.	Used on Models.	Drawing Number.
		£	s.	d.	
2701—Tool box only	.....	8	9...	1...T5, TB6	20642
2702—Tool box only	.....	8	9...	1...T6, T8, TB8, T9	1734
2705—Tool box fixing clip, large	.....	3...	3...	T6, T8, TB8, T9	20643
				2...T5, TB6	20645
2706—Tool box fixing clip, small	.....	3...	1...	T5, TB6	3
2709—Inside plate for large tool box clip	.....	3...	3...	T6, T8, TB8, T9	26 6
				2...T5, TB6	
2710—Inside plate for small tool box clip	.....	3...	1...	T5, TB6	20644
2573—Tool box fixing bolt, top	.....	2...	2...	All models	10318
2555—Tool box fixing bolt, bottom	.....	2...	4...	All models	2753
2366—Nut for tool box fixing bolts	.....	2...	6...	All models	2770
2053—Washers for tool box fixing bolts	.....	1...	6...	All models	2878

THE ILLUSTRATIONS ARE NOT TO SCALE.

When ordering quote Part Number, Description, Model and Quantity.



### PETROL TANKS AND FITTINGS.

Qty order.	Description.	Price each.	No. to a Set.	Used on Models.	Drawing Number.
1	Petrol tank only (non speedo well type)	£ 3 14	9	1...T5, TB6	20656/1
1	Petrol tank only (speedo well type)	4 5	0	1...T5, TB6	20656/2
1	Petrol tank only (non instrument panel)	3 14	9	1...T6, T8, TB8, T9	12292/1
1	Petrol tank only (instrument panel type)	4 12	0	1...T6, T8, TB8, T9	12292/2
2758	Cap for speedometer well	1	0	1...All models	12028
2757	Hook for speedometer well cap	3	1	All models	12034
2	Pin for speedometer well cap hook	1	1	All models	12063
2	Fuel filler cap	2	9	1...All models	12353
2764	Cap for tank, left side	2	0	1...T5, TB6	20689/1

THE ILLUSTRATIONS ARE NOT TO SCALE.

**When ordering quote Part Number, Description, Model and Quantity.**

Serial Number.	Description.	Price each.	No. to a Set.	Used on Models.	Drawing Number.
		£ s. d.			
2765	Knee grip for tank, right side	2	0... 1... T5, TB6	20689R	
2766	Knee grip for tank, left side	2	0... 1... T5, T8, TB8, T9	12352L	
2767	Knee grip for tank, right side	2	0... 1... T6, T8, TB8, T9	12352R	
2769	Plate for knee grip, left or right	6...	2... T5, TB6	20293	
2770	Plate for knee grip, left or right	6...	2... T6, T8, TB8, T9	16116	
2772	Knee grip plate fixing screw	2...	2... All models	11741	
2774	Support bracket for front end of tank	3	0... 1... T5, TB6	20563	
2776	Tank fixing stud, front end	4...	2... T5, TB6	20617	
2777	Tank fixing stud, front end	4...	2... T6, T8, TB8, T9	16417	
	" " " rear end		2... T6, T8, TB8, T9		
2779	Tank fixing bolt, rear end	4...	1... T5, TB6	20632	
2781	Tank fixing stud rubber pad, thin	2...	4... All models	16414	
	" rear fixing bolt rubber pad		1... T5, TB6		
2782	Tank fixing stud rubber pad, thick	2...	4... All models	16413	
2784	Tank fixing stud metal washer	2...	4... T6, T8, TB8, T9	HT17	
	" " " rear bolt metal washer		2... T5, TB6		
	" " " rear bolt metal washer		1... T5, TB6		
2613	Bolt securing tank support bracket	4...	2... T5, TB6	2752	
46	Spring washer for support bracket bolt	1...	2... T5, TB6	2886	
2785	Screwed union for U pipe, right side	10...	1... T5, TB6	11505	
2786	Banjo pin for U pipe, right side	11...	1... T6, T8, TB8, T9	16871	
2786	3/8" fibre washer	2...	R... All models	11504	
2787	7/16" fibre washer	2...	R... All models	11503	
2789	Petrol tap	3	0... 1... All models	12355	

## OIL TANKS AND FITTINGS.

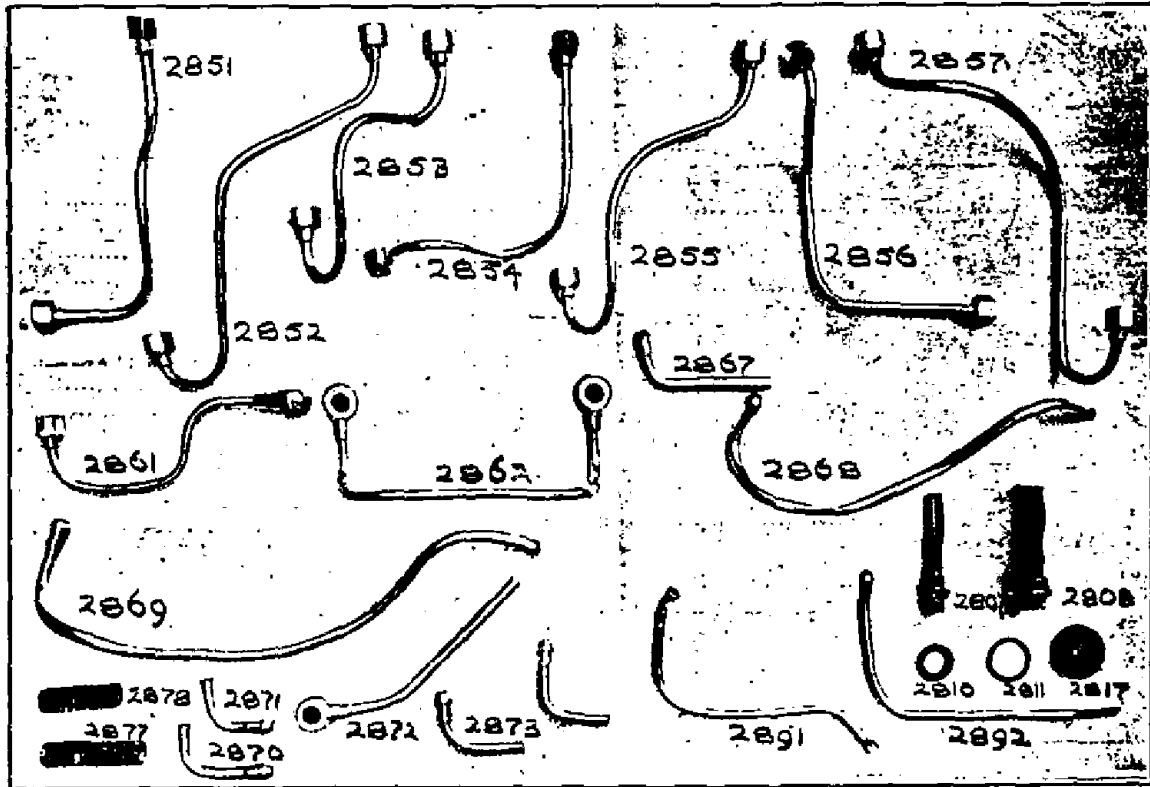
Serial Number.	Description.	Price each.	No. to a Set.	Used on Models.	Drawing Number.
		£ s. d.			
2801	Oil tank only	1 2	6... 1... T5, TB6	20650	
2802	Oil tank only	1 5	0... 1... T6, T8, TB8, T9	17329	
2805	Oil tank filler cap	2	0... 1... All models	12354	
2807	Oil filter (screw into tank)	2	3... 1... T5, TB6	L3E287	
2808	Oil filter (screws into tanks)	2	9... 1... T6, T8, TB8, T9	17058	
2810	Fibre washer for oil filter	2...	1... T5, TB6	L3E28710	
2811	Fibre washer for oil filter	3...	1... T6, T8, TB8, T9	17330	
2812	Bolt securing oil tank to rear mudguard	3...	4... T5, TB6	15999	
2055	Spring washer for oil tank bolt	1...	2... T5, TB6	2885	
2816	Strengthening strip for oil tank fixing	3...	1... T5, TB6	20540	
2817	Felt washer for oil tank fixing bolt	1...	4... T5, TB6	11859	
821	Bolt securing oil tank (also battery carrier when fitted)	2...	4... T6, T8, TB8, T9	2751	
46	Spring washer for oil tank bolt	1...	4... T6, T8, TB8, T9	2886	

## PETROL AND OIL PIPES.

Serial Number.	Description.	Price each.	No. to a Set.	Used on Models.	Drawing Number.
		£ s. d.			
2851	Petrol pipe for Amal carb., horizontal entry	4	9... 1... T5	2065S	
2852	Petrol pipe for Amal carb., vertical entry	4	9... 1... T5	2065	
2853	Petrol pipe for Amal carb.	4	9... 1... TB6	2	
2854	Petrol pipe for Bowden carb.	4	9... 1... TB6	2	
2855	Petrol pipe for Amal carb.	4	9... 1... T6, T8, TB8		
2856	Petrol pipe for Bowden carb.	4	9... 1... T6, T8, TB8		
2857	Petrol pipe for Amal carb.	4	9... 1... T9		
2861	Petrol pipe connecting tank sections	3	6... 1... T5, TB6		
2862	Petrol pipe connecting tank sections	4	0... 1... T6, T8, TB8, T9		
2867	Oil pipe tank end portion only	1	3... 2... T5, TB6	172	
2868	Oil pipe tank to pump, bottom portion only	1	9... 1... T5, TB6	173	
2869	Oil pipe tank to tuning case, bottom portion only	1	9... 1... T5, TB6	1735	
2870	Oil pipe tank end portion, three-speed models	1	3... 2... T6, T8, TB8	17331/3	
2871	Oil pipe tank end portion, four-speed models	1	9... 2... T6, T8, TB8	17331/4	
2872	Oil pipe tank to pump, bottom portion	1	3... 1... T6, T8, TB8	17332	
2873	Oil pipe tank to tuning case, bottom portion	1	3... 1... T6, T8, TB8	17335	

When ordering quote Part Number, Description, Model and Quantity.

Serial Number.	Description.	Price each.	No. to a Set.	Used on Models.	Drawing Number.
2877	Rubber connection sleeve, long, for oil pipe	£ 8. d.	4	T6, T16	12089, 2
2878	Rubber connection sleeve, short, for oil pipe	8	2	T6, T8, T18, T9	12089/1
2879	Banjo connection for oil pipe (screws into magneto chain case)	1 0.	1	T6, T8, T18, T9	PJ50
2786	Fibre washer for banjo connection	2	1	T6, T8, T18, T9	11504
2881	Ball end nut for banjo connection	4	1	T6, T8, T18, T9	TA800
2787	Fibre washer for ball end nut	2	1	T6, T8, T18, T9	11503
388	Oil pipe connection (screws into magneto chain case)	6	1	T6, T8, T18, T9	L3E247
2891	Air release pipe from crankcase	2 0.	1	T5, T16	20480
2892	Air release pipe from crankcase	2 0.	1	T6, T8, T18, T9	16759
2893	Air release pipe connection (screws into crankcase)	10	1	All models	16647
2901	Nipple for air release pipe only, 1"	3	R	All models	414
2902	Nipple for petrol pipe, 1"	3	R	All models	514
2903	Nipple for oil pipe, 5/16"	3	R	All models	515
2910	Banjo eye connection for petrol U pipe, 1"	8	R	All models	16190
390	Banjo eye connection for oil pipes, 5/16"	8	R	T6, T8, T18, T9	11500
2920	Union nut for air release pipe	4	R	All models	16227
2921	Union nut for 1" pipes	4	R	All models	5N4
2922	Union nut for 5/16" pipes	4	R	All models	5N5



### CONTROL CABLES.

Serial Number.	Description.	Price each.	No. to a Set.	Used on Models.	Drawing Number.
2951	Front brake cable complete with spring box	£ 3 8. d.	6	T5, T16	B2951
2952	Front brake cable complete with adjuster and yoke end	2 6.	1	T6, T8, T18, T9	B2952
2953	Front brake cable outer only with thimbles	2 5.	1	T5, T16	B2953
2954	Front brake cable outer only with thimbles	1 4.	1	T6, T8, T18, T9	B2954
2955	Front brake cable inner with one nipple fixed	8	1	T5, T16	2955
2956	Front brake cable inner with nipples (one loose)	8	1	T6, T8, T18, T9	B2956
2957	Valve lifter cable, inner and outer, assembled	3 0.	1	All models	B2957

**When ordering quote Part Number, Description, Model and Quantity.**

Serial Number.	Description.	Price each.	No. to a Set.	Used on Models.	Drawing Number.
2966	Valve lifter cable, outer only, with thimbles	£ 2	0... 1...	All models	B2966
2969	Valve lifter cable, inner, with nipples (one loose)	9...	1...	All models	B2969
2972	Valve lifter slotted cable adjuster stop	5...	1...	All models	B2972
2975	Knurled edge slotted lock nut for adjuster	4...	1...	All models	B2975
2978	Valve lifter cable spring	2...	1...	All models	B2978
2981	Armouring sleeve for valve lifter cable		1...	T5, TB6	B2981
2984	Ignition control cable, inner and outer (one nipple fixed)	3 0...	1...	T5, TB6	B2984
2985	Ignition control cable, inner and outer (one nipple fixed)	3 3...	1...	T6, T8, TB8, T9	B2985
2988	Ignition control cable, outer, with thimbles	2 0...	1...	T5, TB6	B2988
2989	Ignition control cable, outer, with thimbles	2 4...	1...	T6, T8, TB8, T9	B2989
2992	Ignition control cable, inner wire (one nipple fixed)	7...	1...	T5, TB6	B2992
2993	Ignition control cable, inner wire (one nipple fixed)	8...	1...	T6, T8, TB8, T9	B2993
2996	Clutch control cable, inner and outer assembled	4 9...	1...	All models	B2996
2997	Clutch control cable, outer only, with thimbles	3 0...	1...	All models	B2997
2999	Clutch control cable, inner wire only, with nipples	1 2...	1...	All models	B2999
3001	Clutch cable adjuster stop only	1 0...	1...	All models	B3001
3003	Knurled edge adjuster stop lock nut		4...	All models	B3003
3006	Air control cable assembled complete	5 0...	1...	T5, T9	B3006
3007	Air control cable assembled complete	5 0...	1...	T6, TB6, T8, TB8	B3007
3010	Air control cable, outer only, with thimbles	3 0...	1...	T5, T9	B3010
3011	Air control cable, outer only, with thimbles	3 0...	1...	T6, TB6, T8, TB8	B3011
3014	Air control cable, inner wire only, with nipples (one loose)	1 3...	1...	T5, T9	B3014
3015	Air control cable, inner wire only, with nipples (one loose)	7 3...	1...	T6, TB6, T8, TB8	B3015
3018	Throttle control cable assembled complete	5 0...	1...	T5, T9	B3018
3019	Throttle control cable assembled complete	5 0...	1...	T6, TB6, T8, TB8	B3019
3022	Throttle control cable, outer only, with thimbles	3 0...	1...	T5, T9	B3022
3023	Throttle control cable, outer only, with thimbles	3 0...	1...	T6, TB6, T8, TB8	B3023
3026	Throttle control cable, inner only, with nipples (one loose)	1 3...	1...	T5, T9	B3026
3027	Throttle control cable, inner only, with nipples (one loose)	1 5...	1...	T6, TB6, T8, TB8	B3027
3030	Cable stop for handlebars (large)	4...	R...	All models	B3030
3031	Cable stop for handlebars (small)	4...	R...	All models	B3031

## CHAIN CASES AND CHAIN GUARDS.

Serial Number.	Description.	Price each.	No. to a Set.	Used on Models.	Drawing Number.
3051	Front chain case complete	£ 1 12	6... 1...	T5, TB6	20575
3052	Front chain case complete	1 13	6... 1...	T6, TB8	12302
3053	Front chain case complete	1 13	6... 1...	T8, T9	12302/10
3056	Inside half of front chain case	9 0...	1...	T5, TB6	20575/6
3057	Inside half of front chain case	9 6...	1...	T6, TB8	12302/6
3058	Inside half of front chain case	9 6...	1...	T8, T9	12302/16
3061	Screw securing inside half of front chain case to engine		2... 3...	All models	17285
3064	Locking plate for chain case fixing screw		2... 3...	All models	17286
3067	Outside half of front chain case, bare	16 0...	1...	T5, TB6	20575/1
3068	Outside half of front chain case, bare	16 6...	1...	T6, TB8	12302/1
3069	Outside half of front chain case, bare	16 6...	1...	T8, T9	12302/11
3072	Aluminium band clip for front chain case	5 0...	1...	T5, TB6	20575/7
3073	Aluminium band clip for front chain case	5 0...	1...	T6, T8, TB8, T9	12302/7
3076	Rubber strip for front chain case joint	6...	1...	T5, TB6	20575/9
3077	Rubber strip for front chain case joint	6...	1...	T6, T8, TB8, T9	12302/9
3080	Screw securing aluminium band	2...	1...	All models	16450
3083	Inspection cover only for front chain	4...	1...	All models	17350
3084	Inspection cover only for clutch chamber	4...	1...	All models	17257
3087	Fixing screw (knurled head) for inspection cover	6... 1 or 2...	All models	17258	
3090	Fixing plate for inspection cover	4... 1 or 2...	All models	17256	
3093	Jointing washer for inspection front chain cover	2...	1...	All models	17364
3096	Rear chain guard	8 6...	1...	T5, TB6	20648
3097	Rear chain guard	10 6...	1...	T6, T8, TB8, T9	17362
3100	Fixing bolt for rear chain guard, front end	4...	1...	All models	12327
46	Spring washer for front end rear guard bolt	1...	1...	All models	2986
3101	Fixing bolt for rear chain guard, rear end	3...	1...	All models	2961
2055	Washer for rear end rear guard bolt	1...	1...	All models	2885



When ordering quote Part Number, Description, Model and Quantity.

## DRIVING CHAINS.

Serial Number.	Description.	Price each.	No. to a Set.	Used on Models.	Drawing Number.
3151	Front driving chain, 64 links, $\frac{1}{2}$ "x.305"	£ 8.	7	1...T5	20682
3152	Front driving chain, 66 links, $\frac{1}{2}$ "x.305"	8	0...	1...T6, TB6	20683
3153	Front driving chain, 68 links, $\frac{1}{2}$ "x.305"	8	3...	1...T8, TB8, T9	12346
3161	Rear driving chain, 114 links, $\frac{1}{2}$ "x.305"	9	5...	1...T5	20684
3162	Rear driving chain, 113 links, $\frac{1}{2}$ "x.305"	9	3...	1...TB6	20685
3163	Rear driving chain, 124 links, $\frac{1}{2}$ "x.305"	15	0...	1...T8	12347
3164	Rear driving chain, 125 links, $\frac{1}{2}$ "x.305"	15	2...	1...T6, TB8, T9	12348
3171	Magneto driving chain, 35 linksx $\frac{1}{2}$ "x.125"	1	8...	1...T5, TB6	20686
3172	Magneto driving chain, 38 linksx $\frac{1}{2}$ "x.125"	1	10...	1...T6, T8, TB8, T9	12349
3172	Magdyno driving chain, 38 linksx $\frac{1}{2}$ "x.125"	1	10...	1...T6, T8, TB8, T9	...
3174	Maglita driving chain, 45 linksx8x3 mm.	7	6...	1...T5, TB6	20687

Magneto, Magdyno and Maglita driving chains are endless.

3181	Spring connecting link, $\frac{1}{2}$ "x.305"	4...	R...	All models	8L3
3182	Cranked connecting link, $\frac{1}{2}$ "x.305" (two pitches)	6...	R...	All models	8CL3

## SADDLES.

Serial Number.	Description.	Price each.	No. to a Set.	Used on Models.	Drawing Number.
3201	Saddle complete	£ 1 5	0...	1...T5, TB6	20688
3202	Saddle top only	1 2	6...	1...T6, T8, TB8, T9	12350
3205	Saddle spring only		6...	2...T5, TB6	20688A
3206	Saddle spring only		9...	2...T6, T8, TB8, T9	12350A
3209	Saddle nose bolt		4...	1...T6, T8, TB8, T9	12223
3212	Nut for saddle nose bolt		2...	1...T6, T8, TB8, T9	10600
2613	Saddle spring fixing bolt		4...	2...T6, T8, TB8, T9	2752
430	Nut for saddle spring fixing bolt		1...	2...T6, T8, TB8, T9	10499
46	Spring washer for saddle spring fixing bolt		1...	2...T6, T8, TB8, T9	2886
3215	Saddle pillar complete	6	6...	1...T5, TB6	16347/1
3216	Saddle pillar expander plug only		6...	1...T5, TB6	16442
3217	Saddle pillar expander bolt only	1	6...	1...T5, TB6	16441
3219	Saddle pillar, bare	4	6...	1...T5, TB6	16347

## TOOLS.

Serial Number.	Description.	Price each.	No. to a Set.	Used on Models.	Drawing Number.
3251	Spanner for hub lock ring	£ 1	9...	1...All models	11717
3252	Double-end spanner, $\frac{1}{2}$ "x $\frac{5}{16}$ " Whit. hex.	10...	1...	All models	3263
3253	Double-end spanner, $\frac{3}{4}$ "x $\frac{5}{16}$ " Whit. hex.	1	3...	All models	3262
3254	Double-end spanner, $\frac{7}{8}$ "x $\frac{7}{16}$ " Whit. hex.	1	6...	All models	3261
3255	Large adjustable spanner	4	6...	All models	3269
3256	Pliers	2	9...	All models	3270
3257	Pliers, special, for gudgeon pin rings		6...	All models	11024
3258	Screwdriver		9...	All models	3274
3259	Tyre lever		3...	All models	3271
3250	Magneto spanner		4...	All models	I,TK5
3251	Grease gun	6	0...	All models	I,TK20
3252	Duster		6...	All models	B3262
3253	Tyre inflator	3	6...	All models	12351
3254	Spanner for cylinder valve cap	3	6...	1...T5, T9	2705
3255	Valve-extractor hook	10...	1...	T5, T9	4088
3256	Gear box adjusting spanner		9...	T5, TB6	11760
3267	Gear box adjusting spanner	1	6...	1...T6, T8, TB8, T9	3261B
3268	Spanner for tappet enclosing tube nut		4...	1...T6, T8, TB8, T9	16087
3269	Box spanner for hub sleeve bolt	1	9...	1...T6, T8, TB8, T9	3266
3270	Tappet adjusting spanner		4...	1...T6, T8, TB8, T9	15556
3271	Setting gauge for 19"x2 $\frac{1}{2}$ " rim		7...	1...T6, T8, TB8, T9	16488


The following special tools are supplied to order only. They are not included in the standard tool kit forming the equipment of each machine.

3281	Valve extractor	5	9...	1...T6, T8, TB8, T9	11533
3282	Valve grinding t	1	6...	1...T6, T8, TB8, T9	10588
3283	Tappet tube ext	1	0...	1...T6, T8, TB8, T9	16118

When ordering quote Part Number, Description, Model and Quantity.

## EQUIPMENT.

Serial Number.	Description.	Price each.	No. to a Set.	Used on Models.	Drawing Number.	
		£	s.	d.		
3351	Electric head lamp (non panel type) complete with ammeter and switch incorporated .....	3	10	0...	1...T6, T8, TB8, T9 .....	EQ1
3352	Electric head lamp (panel type) .....	1	17	6...	1...T6, T8, TB8, T9 .....	EQ2
3353	Electric head lamp with ammeter and switch .....	3	0	0...	1...T5, TB6 .....	EQ3
3351	Head lamp rim and glass only (non panel) .....	8	6...	1...	T6, T8, TB8, T9 .....	EQ4
3352	Head lamp rim and glass only (panel) .....	8	6...	1...	T6, T8, TB8, T9 .....	EQ5
3353	Head lamp rim and glass only .....	5	6...	1...	T5, TB5 .....	EQ6
3371	Head lamp ammeter only .....	5	0...	1...	T5, TB6 .....	EQ7
3372	Head lamp ammeter only .....	8	0...	1...	T6, T8, TB8, T9 .....	EQ8
3373	Panel type ammeter only .....	8	0...	1...	T6, T8, TB8, T9 .....	EQ9
3381	Head lamp bulb, 6v.x12w.x12w. ....	4	3...	1...	T5, TB6 .....	ELB
3382	Head lamp bulb, 6v.x24w.x24w. ....	3	6...	1...	T6, T8, TB8, T9 .....	ELB
3383	Tail lamp bulb, 6v.x3w. ....	1	3...	1...	All models .....	ELB
3386	Electric tail lamp complete .....	8	6...	1...	All models .....	MT110
3391	Battery only .....	13	6...	1...	T5, TB6 .....	EQ10
3392	Battery only .....	15	0...	1...	T6, T8, TB8, T9 .....	EQ11
3395	Battery carrier complete .....	5	0...	1...	T5, TB6 .....	EQ12
3396	Battery carrier complete .....	5	0...	1...	T5, T8, TB8, T9 .....	EQ13



### RULES TO BE OBSERVED.

1. Parts sent to us for repair, replacement, or as pattern must bear distinctly sender's full name and address. Instructions regarding same must be sent under separate cover, otherwise goods may lie at our works and not be unpacked until instructions regarding same are received.
2. All goods must be consigned to us carriage paid.
3. Do not enclose cash (whether in the form of coin or paper) with goods. Remittance should be sent by letter post for your own protection.
4. Customers having no account with us should not fail to remit at the time of order, and also to include postage.
5. When customer has no account, a Telegraph Money Order will ensure immediate attention.
6. When making enquiries respecting any part on order or repair it is advisable to quote date of order.
7. In case of doubt regarding correct names of parts, if it is advisable to send old part as pattern.

THE ILLUSTRATIONS ARE NOT TO SCALE.


# INDEX

	Page.		Page.
Accumulators ... ..	31	Lamps ... ..	31
		Lamp Brackets ... ..	20
Brakes ... ..	14, 15, 16	Models ... ..	1
Brake Pedal Fittings ... ..	16	Magneto Fittings ... ..	7
Bulbs, Electric ... ..	31		
		Oil Pump Parts ... ..	4
Chains ... ..	30	Overhauls ... ..	2
Clutches ... ..	11	Oversize Parts ... ..	3
Connecting Rods ... ..	4		
Controls ... ..	12, 28	Pipes, Petrol and Oil ... ..	28
Crankcase ... ..	4	Pipes, Exhaust ... ..	8
Cylinders ... ..	4	Pistons ... ..	4
Damage in Transit ... ..	3	Saddles ... ..	30
Deposit Account ... ..	2	Silencers ... ..	8
		Speedo Drive Parts ... ..	13
Engine ... ..	4	Stands ... ..	25
Estimates for Repairs ... ..	2		
		Tanks, Petrol ... ..	26
Flywheels ... ..	4	Tanks, Oil ... ..	27
Footrests ... ..	22	Terms of Business ... ..	1
Forks ... ..	17	Timing Gear Parts ... ..	4
Frames ... ..	20	Tool Boxes ... ..	25
		Tools ... ..	30
Gear Boxes ... ..	9		
Gear Box Shells ... ..	13	Valves ... ..	4
Gear Controls ... ..	12		
Guards, Chain ... ..	29	Wheels, Front ... ..	14
Guards, Mud ... ..	22	Wheels, Rear ... ..	15
Handlebars ... ..	19		
How to Order ... ..	1		

**BEFORE ORDERING SPARES**  
for

**A.J.S. MOTORCYCLES**

**PLEASE NOTE THE INFORMATION GIVEN ON THE INSIDE FRONT COVER.**



Model "T.6"

## GENUINE A.J.S. PARTS

purchased from the Factory direct or from an Authorised Dealer, are identical with the parts originally built into your motorcycle. In getting genuine A.J.S. parts, made by the factory that designed and built your motorcycle, you are assured that they will fit and give you the utmost in satisfactory service.

## REPAIRS

When extensive structural repairs are required owners are strongly advised to send their machines to the factory, where a special Repair Department is maintained. It is obvious that the manufacturers are in the best position to undertake repairs of that description.

---

## SERVICE

The Service and Repair Department is situated in Burrage Grove, Plumstead, London, S.E.18, and is open on Mondays to Fridays from 9 a.m. to 6 p.m., and on Saturdays from 9 a.m. to 1 p.m.

If in difficulty with your  
**A.J.S. MOTORCYCLE**  
write to the Service Department  
for assistance.