

CONTRACT 294/C 14499 (CON.23B)

Matchless
IN NAME & REPUTATION

SPARES LIST

**For MATCHLESS
MODEL 41-G3L
MOTOR CYCLES**

350 c.c. O.H.V.

**MATCHLESS
MOTOR CYCLES**

(Proprietors : ASSOCIATED MOTOR CYCLES LIMITED)



PRICE ONE SHILLING

Edition 12632-12633

An increase of ten per cent. was made in the prices of all Motorcycle Spares on September 1st, 1937. The prices in this list, save for a few exceptions, are all subject to that increase. The exceptions are specified by marks against the items and notes at the foot of the pages.

The prices in this list do not include the cost of carriage.

It should be noted that, in the column following the description, the quantity of each part that is used on one machine is stated. In a few instances it is not possible to exactly express the quantity, which may vary according to requirements, so in place of a stated quantity the letter " Q " has been inserted against such items.

SPARES LIST

for

1941-G3L MATCHLESS MOTOR CYCLES

FRAME NUMBERS BETWEEN
41012 to 48011 (*inclusive*)

ENGINE NUMBERS BETWEEN
41-G3L-56012 to 41-G3L-63011 (*inclusive*)

CONTRACT:
294/C. 14499 (Con. 23 B)

RELATIVE INSTRUCTIONAL LITERATURE:
Driver's Handbook — Book No. 100/M.C.2
Maintenance Manual — Book No. 101/M.C.1



Compiled and Issued by the Manufacturers :

MATCHLESS MOTOR CYCLES

(Proprietors: ASSOCIATED MOTOR CYCLES LIMITED)

PRICE ONE SHILLING
EDITION 14499

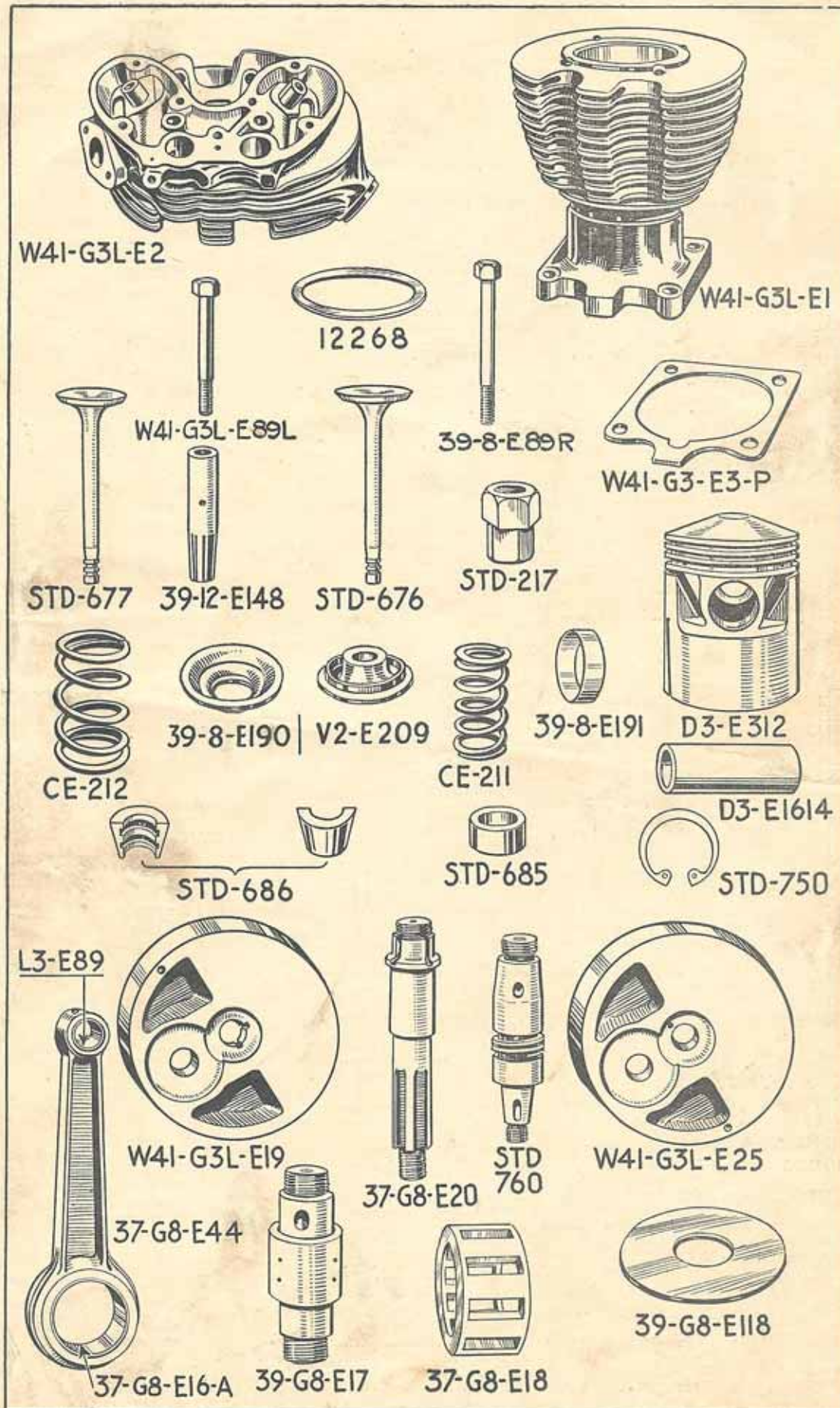
|| UNITS WHEN DEMANDING SPARES WILL QUOTE ||
|| PROPRIETARY OR M.T. PART Nos. WHERE APPLICABLE ||

ENGINE SECTION.

Part Number.	Description.	Qty.	M.T. or Proprietary Part No.	Price Each.
W41-G3L-E701	Engine unit, less gearbox and clutch, with carburetter, magneto, dynamo, engine plates, front chaincase with chain and special bolts and distance pieces	1	...	£ s. d. Price on application
CYLINDER.				
W41-G3L-E1	Cylinder barrel.....	1	...	2 0 0
37-8-E3	Paper washer, for cylinder base and compression plate.....	2	...	2
STD-217	Nut, retaining cylinder to crankcase (timing side)....	2	...	3
STD-3	Nut, retaining cylinder to crankcase (driving side) ...	2	...	2
W41-G3-E3-P	Compression plate.....	1	...	8
CYLINDER HEAD.				
W41-G3L-E2	Cylinder head, less valve guides.....	1	Not Serviced	3 0 0
W41-G3L-E2-ASS	Cylinder head, with valve guides.....	1	...	3 5 0
12268	Gasket, for cylinder head.....	1	...	5
W41-G3L-E89-L	Bolt, securing head to barrel, left, short.....	2	...	10
39-8-E89-R	Bolt, securing head to barrel, right, long.....	2	...	10
STD-10	Washer, for head fixing bolt.....	4	MT5/9672	1
STD-291	Stud, fixing carburetter.....	2	...	3
STD-4	Nut, for carburetter stud.....	2	...	2
ENGINE VALVES.				
STD-676	Inlet valve.....	1	...	6 6
STD-677	Exhaust valve.....	1	...	7 6
39-12-E148	Guide, for valve. (Inlet or Exhaust).....	2	...	2 6
CE-211	Spring, inner, for valve.....	2	...	6
CE-212	Spring, outer, for valve.....	2	...	1 0
V2-E209	Collar, for valve spring.....	2	...	1 2
39-8-E190	Cup, for valve spring.....	2	...	4
39-8-E191	Distance sleeve, for valve spring cup.....	1	...	3
STD-686	Collet, for valve. (Each in two pieces).....	2	...	9
STD-685	Cap (or thimble), for valve stem.....	2	...	7
The Distance Sleeve 39-8-E191 is only fitted on the exhaust valve assembly.				
PISTON.				
D3-E312	Piston, bare.....	1	Not Serviced	11 0
D3-E311	Ring, compression, for piston, 2 23/32 in. by 1/8 in..	2	...	1 6*
38-G3-E111	Ring, scraper, for piston, 2 23/32 in. by 1/8 in.	1	...	2 3*
D3-E1614	Gudgeon pin, for piston.....	1	...	3 0
STD-750	Circlip, for gudgeon pin.....	2	...	4
D3-E312-A	Piston, complete with gudgeon pin and rings.....	1	...	1 1 5*
THE FOLLOWING OVERSIZE PARTS CAN BE SUPPLIED.				
O/D3-E312	Piston, bare, .020 in. oversize.....	1	Not Serviced	11 0
O/D3-E311	Ring, compression, .020 in. oversize.....	2	...	1 6*
O/38-G3-E111	Ring, scraper, .020 in. oversize.....	1	...	2 3*
O/D3-E312-A	Piston, complete with gudgeon pin and rings, .020 in. oversize.....	1	...	1 1 5*
FLYWHEELS.				
W41-G3L-E25	Flywheel, bare, timing side.....	1	...	12 6
W41-G3L-E19	Flywheel, bare, driving side.....	1	...	14 0
STD-760	Axle, for timing side flywheel.....	1	...	8 0
37-G8-E20	Axle, for driving side flywheel.....	1	...	13 6
STD-573	Key, for driving side axle.....	2	...	3
STD-230	Nut, for timing side axle.....	1	...	5
STD-234	Nut, for driving side axle.....	1	...	5
STD-15	Lock screw, for timing side axle nut.....	1	...	1
CONNECTING ROD.				
37-G8-E44	Connecting rod, with liner and bush.....	1	...	1 3 6
37-G8-E16-A	Liner, only, for big end bearing.....	1	...	4 6
L3-E89	Bush, only, for gudgeon pin.....	1	...	2 9
STD-75	Roller, for crankpin, 1/8 in. by 1/8 in.	30	MT7/6623	2
W41/G3L/E18/R	Roller, for crankpin, 3/8 in. by 1/8 in. (alternative to usual three 1/8 in. by 1/8 in. in line)	10	...	6
37-G8-E18	Cage, for crankpin rollers.....	1	...	7 6
39-G8-E17	Crankpin, 3/8 in. diameter shaft.....	1	...	10 6
39-G8-E118	Washer, for crankpin.....	2	...	1 0
STD-233	Nut, for crankpin.....	2	...	7

ALL PRICES, EXCEPT THOSE MARKED *, ARE SUBJECT TO 10% INCREASE.

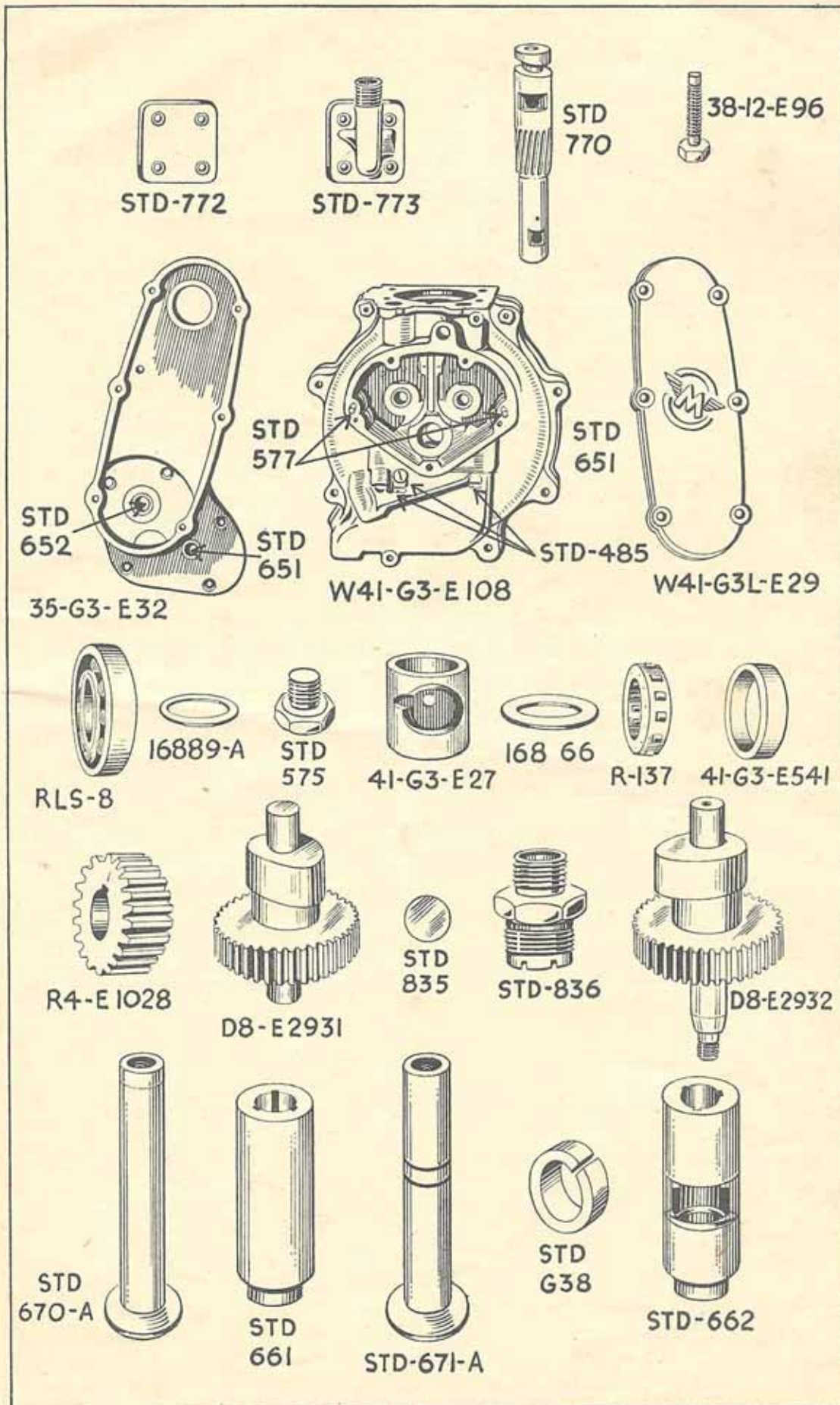
† STORES DEPOT ISSUE ONLY.



14499-27-1

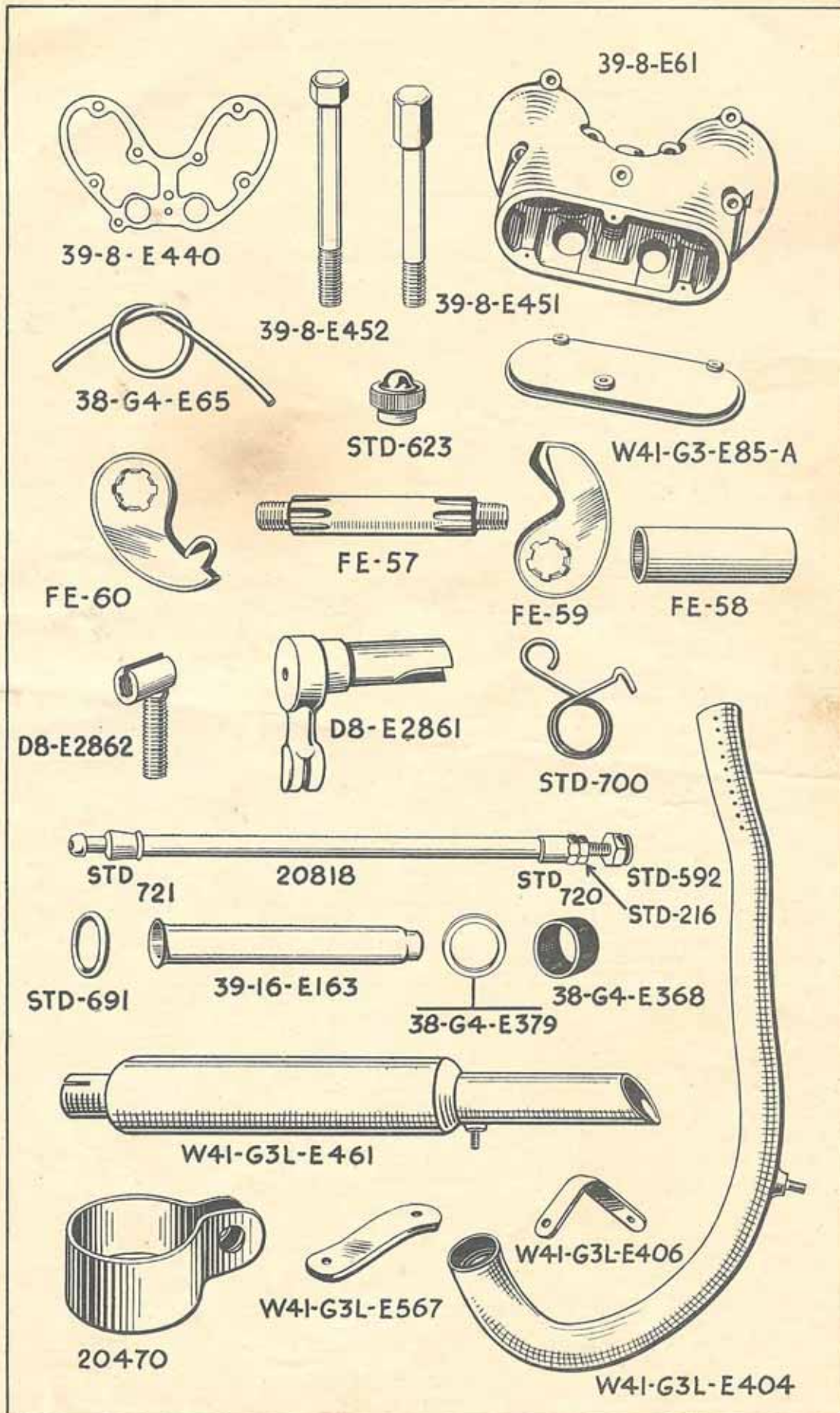
Part Number.	Description.	Qty.	M.T. or Proprietary Part No.	Price Each.
				£ s. d.
CRANKCASE.				
W41-G3-E108	Crankcase, complete.....	1	...	4 12 6
37-8-E30	Crankcase, driving side only.....	1	...	2 3 9
41-G3-E31	Crankcase, timing side only.....	1	Not Serviced	2 8 9
" CRANKCASE COMPLETE " includes all bushes and the cylinder base studs, but does not include timing gear and magneto chain covers.				
HALVES OF CRANKCASES must be matched in the factory. Therefore, it is necessary to send the sound half of the crankcase when ordering a new half.				
STD-575	Drain plug, for crankcase.....	1	MT1/9363	4
STD-485	Plug screw, for crankcase oil holes.....	3	...	1
STD-203	Fibre washer, for oil hole screws.....	3	MT1/16876	1
35-G3-E32	Timing gear cover, with bushes.....	1	...	12 6
37-8-E78	Paper washer, for timing gear cover.....	1	...	2
STD-577	Dowel peg, locating timing gear cover.....	2	...	1
STD-482	Screw, fixing timing gear cover.....	5	...	2
W41-G3L-E29	Magneto chaincase cover.....	1	...	5 0
STD-484	Screw, fixing magneto chaincase cover.....	6	...	2
STD-51	Grease nipple, for magneto chaincase cover.....	1	MT1/TT/P6½B.S.F.	2
STD-765	Cap, in timing gear cover, for cam bush.....	1	...	3
STD-300	Stud, for cylinder base.....	4	...	3
STD-21	Ball, for cylinder oil feed valve.....	1	MT7/165	1
STD-576	Plug, for cylinder oil feed valve.....	1	...	3
STD-701	Spring, for cylinder oil feed valve.....	1	...	2
CRANKCASE BEARINGS.				
41-G3-E27	Bush, for timing side flywheel axle.....	1	...	2 6
R-137	Rollers and cage, for timing side axle.....	1	MT7/8895	5 3
41-G3-E541	Sleeve, for timing side roller bearing.....	1	...	3 0
RLS-8	Ball bearing, for driving side flywheel axle.....	2	MT7/6019	10 9
16866	Spacing washer, between ball bearings.....	1	...	3
16889-A	Spacing collar, between ball bearings.....	1	...	9
STD-651	Bush, for inlet cam, in crankcase.....	1	...	1 9
STD-652	Bush, for inlet cam, in timing cover.....	1	...	1 9
STD-651	Bush for exhaust cam, in crankcase.....	1	...	1 9
STD-651	Bush for exhaust cam, in timing cover.....	1	...	1 9
Dimensions of RLS-8 Bearing : 1 in. by 2½ in. by ½ in.				
Dimensions of R-137 rollers and cage : ½ in. by 1¼ in. by ⅜ in.				
CRANKCASE BOLTS.				
STD-278	Front bolt, top position, 4 ⅞ in. by ⅝ in.....	1	...	4
STD-278	Front bolt, centre position, 4 ⅞ in. by ⅝ in.....	1	...	4
STD-273	Front bolt, bottom position, 3 ⅞ in. by ⅝ in.....	1	...	3
STD-261	Bottom bolt, rear position, 4 ⅞ in. by ¾ in.....	1	...	4
STD-274	Rear bolt, top position, 3 ⅞ in. by ⅝ in.....	1	...	3
STD-274	Rear bolt, centre position, 3 ⅞ in. by ⅝ in.....	1	...	3
STD-274	Rear bolt, bottom position, 3 ⅞ in. by ⅝ in.....	1	...	3
40-G3-F66	Spacer for front top bolt.....	2	...	4
40-G3-F66	Spacer for front centre bolt.....	2	...	4
STD-11	Washer for front top bolt.....	2	MT5/15348	1
STD-11	Washer for front centre bolt.....	2	...	1
STD-5	Nut, for bottom rear bolt.....	2	...	2
STD-4	Nut, for all front and rear bolts.....	12	...	2
For the bottom, front, bolt that passes through the crankcase, the bottom of the main frame front down tube and the front ends of the rear frame assembly, and the spacing tubes, washer and nuts on it, see FRAME PAGE 16.				
OIL PUMP.				
STD-770	Plunger, for oil pump.....	1	...	6 0
38-12-E96	Guide screw, for oil pump plunger.....	1	...	6
STD-773	Front end cap, for oil pump.....	1	...	1 0
STD-772	Rear end cap, for oil pump.....	1	...	6
STD-582	Paper washer, for pump end caps.....	2	...	1
STD-15	Screw, fixing front end cap.....	4	...	1
STD-591	Bolt, fixing rear end cap.....	4	...	2
RELEASE VALVE.				
STD-836	Release valve body.....	1	...	1 0
STD-835	Diaphragm, for release valve body.....	1	...	2
TIMING GEAR.				
42-G3L-E132	Inlet camshaft. (Interchanges with D8-E2932).....	1	...	10 3
(See inside front cover.)				
D8-E2931	Exhaust camshaft.....	1	...	9 6
R4-E1028	Timing pinion, on flywheel axle.....	1	...	3 9
STD-570	Key, for timing pinion.....	1	...	3
STD-221	Nut, retaining timing pinion to axle.....	1	...	3
TAPPETS.				
FE-284	Inlet tappet, bare. (Interchanges with STD-670-A).....	1	...	2 6
(See inside front cover.)				
FE-84	Exhaust tappet, bare. (Interchanges with STD-671-A).....	1	...	3 3
(See inside front cover.)				
STD-638	Collar, for exhaust tappet.....	1	...	1 0
STD-661	Guide, for inlet tappet.....	1	...	2 6
STD-662	Guide, for exhaust tappet.....	1	...	4 0
35-12-E73	Fibre washer, for tappet guides.....	2	...	2

ALL PRICES, EXCEPT THOSE MARKED *, ARE SUBJECT TO 10% INCREASE.



Part Number.	Description.	Qty.	M.T. or Proprietary Part No.	Price Each.
				£ s. d.
PUSH RODS.				
20818	Long push rod, bare.....	2	Not Serviced	1 2
20818-1	Long push rod, complete.....	2	...	4 3
STD-721	Ball end (bottom) for long push rod.....	2	Not Serviced	1 0
STD-720	Sleeve end (top) for top of long push rod.....	2	Not Serviced	9
STD-592	Adjusting screw, for top of long push rod.....	2	...	1 0
STD-216	Lock nut, for push rod adjusting screw.....	2	...	4
PUSH ROD COVER TUBES.				
39-16-E163	Cover tube, for long push rod.....	2	...	2 6
38-G4-E368	Gasket, for top of cover tube.....	2	...	9
38-G4-E379	Washer, for top of gasket.....	2	...	3
STD-691	Rubber gland, for bottom of cover tube.....	2	...	3
ROCKER BOX.				
39-8-E61-ASS	Rocker box, assembled with all fittings.....	1	...	2 18 8
39-8-E61	Rocker box, bare (interchanges with W41-G3-E61)...	1	Not Serviced	1 0 0
39-8-E452	Bolt, fixing box, short head.....	1	...	8
39-8-E451	Bolt, fixing box, long head.....	6	...	7
STD-11	Washer, for box fixing bolt.....	7	MT5/15348	1
W41-G3-E85-A	Side cover, for rocker box.....	1	...	3 6
38-G4-E65	Rubber fillet, for side cover.....	1	...	2
STD-251	Stud, fixing side cover.....	3	...	2
STD-623	Nut, for side cover stud.....	3	...	5
STD-205	Fibre washer, for cover stud nut.....	3	MT1/21087	1
39-8-E440	Gasket, for rocker box.....	1	...	4
38-G4-E204	Bush, for rocker box.....	4	...	1 6
The price of the Rocker Box bare does not include the four bushes.				
OVERHEAD ROCKERS.				
FE-57	Rocker axle.....	2	...	3 6
D8-E1865	Felt ring, for rocker axle.....	2	...	2
STD-3	Nut, for rocker axle.....	4	...	2
FE-58	Sleeve, for rocker axle.....	2	...	3 0
STD-10	Washer, for rocker axle.....	4	MT5/9729	1
FE-59	Rocker arm, valve end (inlet or exhaust).....	2	...	2 6
FE-60	Rocker arm, push rod end (inlet or exhaust).....	2	...	2 3
EXHAUST VALVE LIFTER.				
D8-E2861	Lifter lever and spindle (combined).....	1	...	3 6
STD-700	Spring, for lifter lever.....	1	...	3
D8-E2862	Crosshead, for valve lifter cable.....	1	...	9
STD-74	Lock nut, for cable crosshead.....	1	...	2
EXHAUST PIPE AND SILENCER SECTION.				
EXHAUST PIPE.				
W41-G3L-E404	Exhaust pipe, bare.....	1	...	1 0 6
W41-G3L-E406	Stay, for exhaust pipe.....	1	...	1 0
STD-4	Nut, fixing pipe to stay.....	1	...	2
STD-174	Plain washer, for pipe fixing nut.....	1	...	1
STD-192	Spring washer, for pipe fixing nut.....	1	MT5/49948	1
SILENCER.				
W41-G3L-E461	Silencer, bare.....	1	...	19 6
20470	Front clip, clamping silencer to pipe.....	1	...	1 0
STD-363	Bolt, for silencer front clip.....	1	...	3
STD-174	Washer, for silencer front clip.....	2	...	1
STD-192	Washer, spring, for silencer front clip bolt.....	1	MT5/49948	1
STD-4	Nut, for silencer front clip bolt.....	1	...	2
W41-G3L-E567	Stay, for silencer.....	1	...	1 0
STD-4	Nut, fixing silencer to stay.....	1	...	2
STD-174	Plain washer, for silencer fixing nut.....	1	...	1
STD-192	Spring washer for silencer fixing nut.....	1	MT5/49948	1
STD-363	Bolt, fixing stay to fork end.....	1	...	3
STD-174	Washer, for fork end bolt.....	2	...	1
STD-4	Nut, for fork end bolt.....	1	...	2

ALL PRICES EXCEPT THOSE MARKED *, ARE SUBJECT TO 10% INCREASE.



CARBURETTER SECTION.

Part Number.	Description.	Qty.	M.T. or Proprietary Part No.	Price Each.
COMPLETE CARBURETTER.				£ s. d.
W41-G3L-E67	Complete carburetter, AMAL Type 275F/1J, bottom feed.....	1	MT12/AM/275F/1J	1 16 0*
W41-G3L-E167	Packing Piece for carburetter (one inch bore) (Interchangeable with $\frac{7}{8}$ inch bore, but not vice-versa. See inside front cover)	1		1 6
STD-581	Gasket, for packing piece.....	1		2
STD-581	Gasket, for carburetter.....	1		2

The price of the complete carburetter does not include the control levers and cables.
(See pages 22 and 24 for CONTROL LEVERS and page 26 for CONTROL CABLES)

FLOAT CHAMBER.

—	Float chamber, complete.....	1	MT12/AM/1J	1 0 6
64-186	Float chamber, bare.....	1	MT12/AM/64/186	14 6*
13-153	Plug screw, for passage in chamber.....	1	MT12/AM/13/153	2*
14-039	Fibre washer, for plug screw.....	1	MT12/AM/14/039	1*
4-043	Bolt, holding chamber to mixing body.....	1	MT12/AM/4/043	2 0*
4-053	Fibre washer, for holding bolt.....	2	MT1/19139	2*
14-208	Top (or cover) for float chamber.....	1	MT12/AM/14/208	2 6*
14-021	Screw, locking float chamber top.....	1	MT12/AM/14/021	3*
14-015	Float, bare.....	1	MT12/AM/14/015	2 6*
14-024	Needle, for float.....	1	MT12/AM/14/024	11*
14-178	Lock nut, for float needle seat.....	1	MT12/AM/14/178	3*
14-175	Fibre washer, for float needle seat.....	1	MT12/AM/14/175	2*
14-210	Stop sleeve, for tickler plunger.....	1	MT12/AM/14/210	6*
14-031/2/3	Tickler, complete with spring, cotter, and stop.....	1	MT12/AM/14/031/2/3	1 4*

MIXING BODY.

275-402-R	Mixing body, bare.....	1	MT12/AM/275/402/R	10 0*
4-062	Union nut, for mixing body base.....	1	MT12/AM/4/062	1 6*
4-040	Fibre washer, for union nut.....	1	MT12/AM/4/040	2*
4-032	Top, for mixing body.....	1	MT12/AM/4/032	1 9*
4-031	Ring, fixing top to mixing body.....	1	MT12/AM/4/031	1 9*
4-235	Spring clip, locking fixing ring.....	1	MT12/AM/4/235	6*
4-241	Screw, securing locking clip to body top.....	1	MT12/AM/4/241	2*
4-035	Cable adjuster, for body top.....	2	MT12/AM/4/035	4*

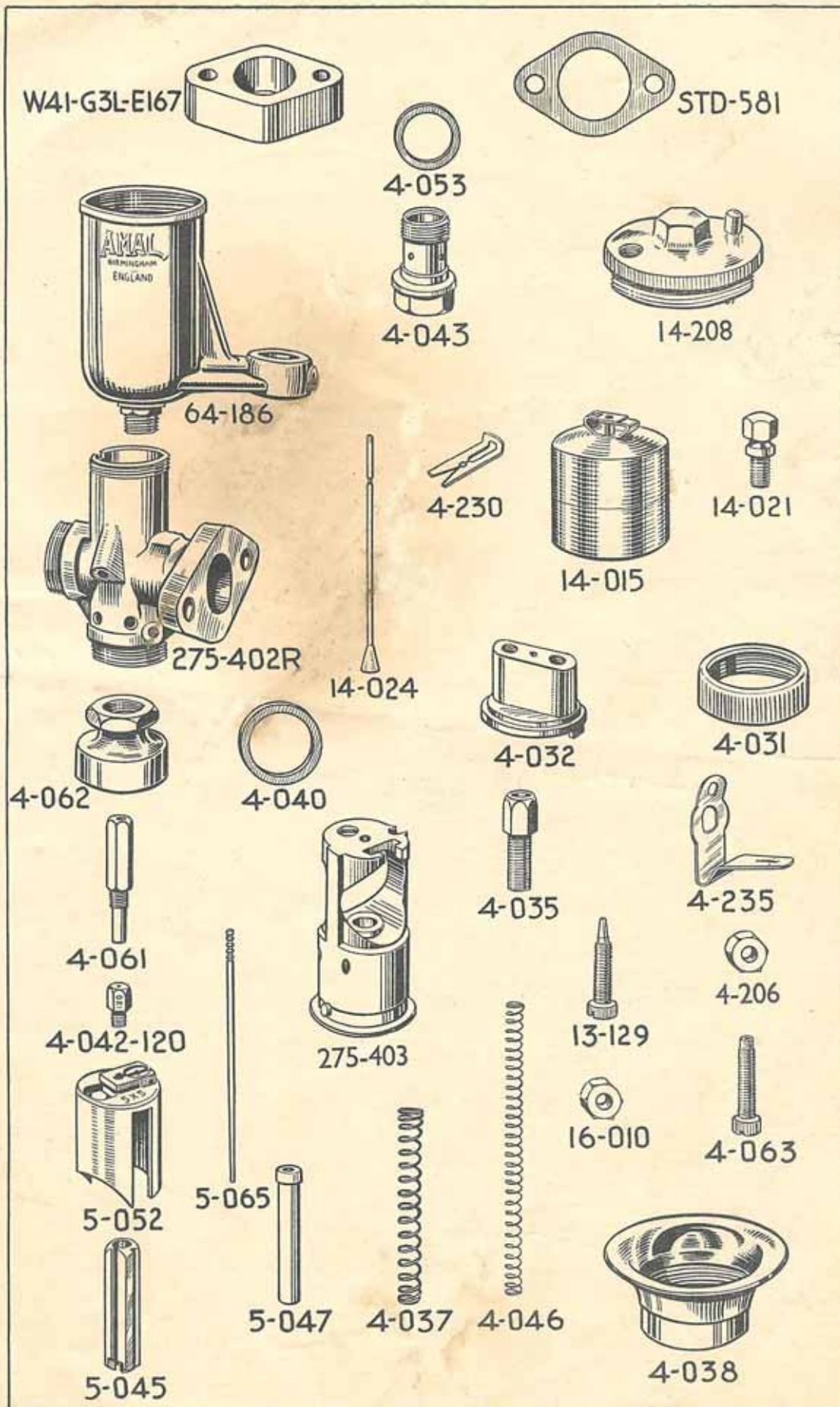
JETS.

275-403	Jet barrel or choke.....	1	MT12/AM/275/403	5 0*
4-061	Needle jet.....	1	MT12/AM/4/061	1 9*
4-042-120	Main jet, size 120.....	1	MT12/AM/4/042	5*
5-065	Taper needle, for needle jet, $3\frac{1}{8}$ in. long.....	1	MT12/AM/5/065	1 3*
4-230	Clip, for jet taper needle.....	1	MT12/AM/4/230	4*
4-060	Split pin, locating taper needle clip.....	1	MT12/AM/4/060	1*
13-129	Screw, for pilot jet air adjustment.....	1	MT12/AM/13/129	6*
4-206	Lock nut, for pilot jet air screw.....	1	MT12/AM/4/206	2*

VALVES.

5-052	Throttle valve, Size 5/5.....	1	MT12/AM/5/052	3 10*
4-037	Spring, for throttle valve.....	1	MT12/AM/4/037	3*
4-063	Stop screw, for throttle.....	1	MT12/AM/4/063	6*
4-206	Lock nut, for throttle stop screw.....	1	MT12/AM/4/206	2*
5-045	Air valve.....	1	MT12/AM/5/045	2 6*
5-047	Tubular guide, for air valve.....	1	MT12/AM/5/047	2*
4-046	Spring, for air valve.....	1	MT12/AM/4/046	3*
4-038	Air intake.....	1	MT12/AM/4/038	2 6*

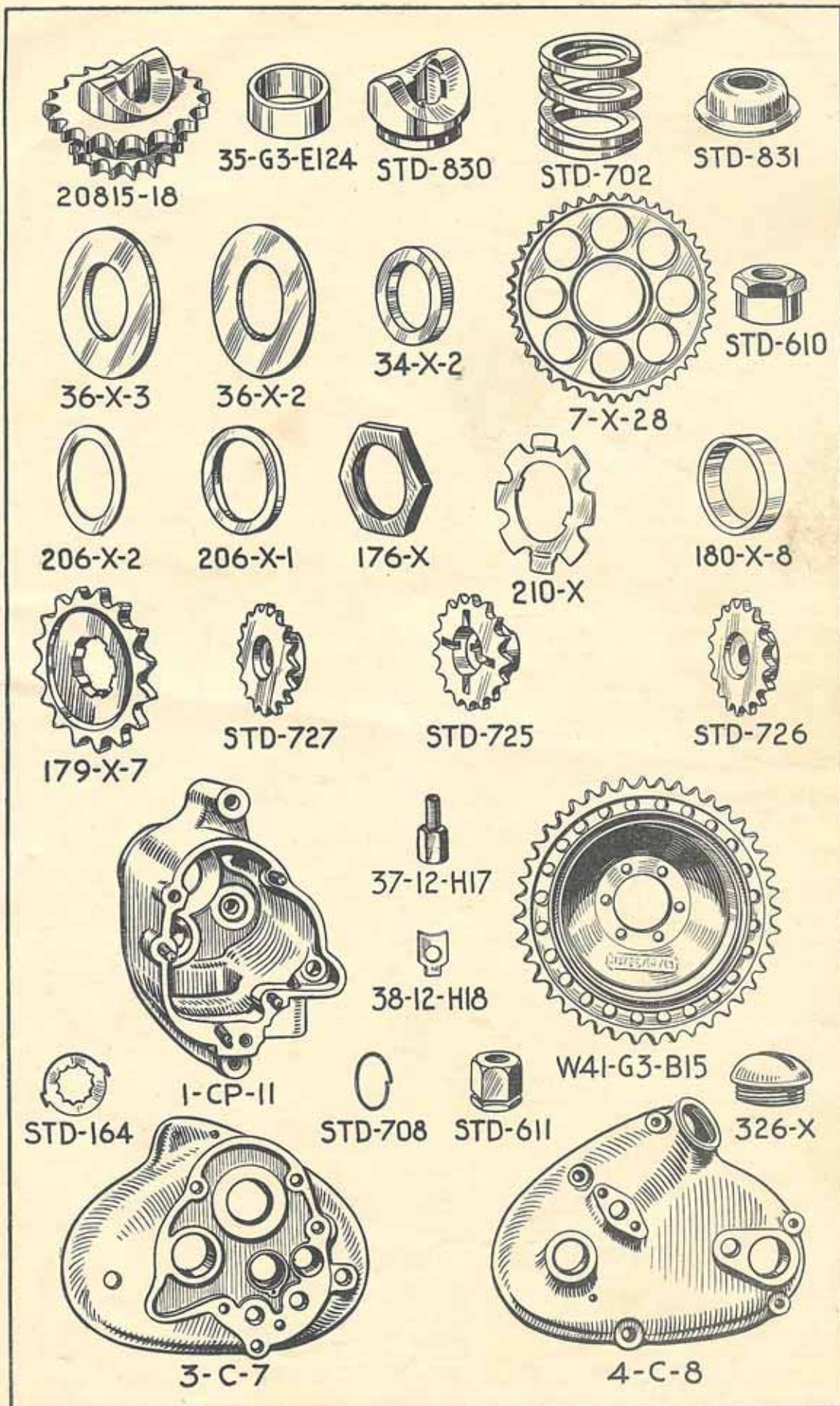
ALL PRICES, EXCEPT THOSE MARKED *, ARE SUBJECT TO 10 % INCREASE



TRANSMISSION SECTION.

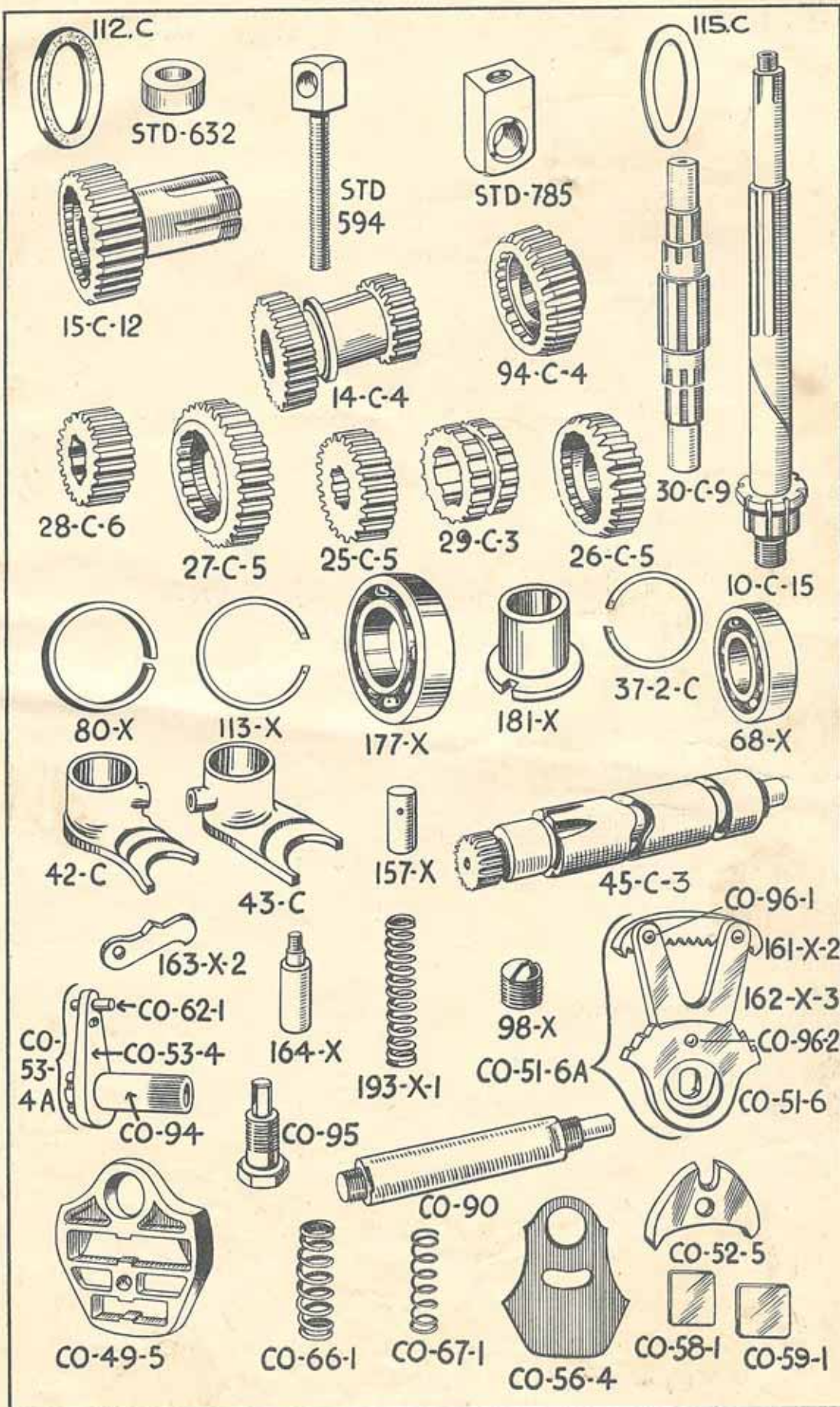
Part Number.	Description.	Qty.	M.T. or Proprietary Part No.	Price Each.
				£ s. d.
ENGINE SPROCKET.				
20815-18	Engine sprocket, bare, 18 teeth.....	1	...	9 6
35-G3-E124	Distance collar, for engine sprocket.....	1	...	9
STD-830	Shock absorber cam.....	1	...	3 9
STD-702	Spring, for shock absorber.....	1	...	1 3
STD-831	Cap washer, for shock absorber spring.....	1	...	8
STD-610	Lock nut, for shock absorber.....	1	...	6
CLUTCH SPROCKET.				
7-X-28	Chainwheel, bare, 40 teeth, $\frac{1}{2}$ in. by .305 in.....	1	...	1 0 0
Also see CLUTCH.				
34-X-2	Roller race, for sprocket bearing.....	1	...	2 0
35-X	Set of Rollers, for sprocket bearing.....	24	MT7/6623	3 6
36-X-2	Thin washer, for sprocket bearing.....	1	...	9
36-X-3	Thick washer, for sprocket bearing.....	1	...	9
GEAR BOX SMALL SPROCKET.				
179-X-7	Gearbox sprocket, 16 teeth, $\frac{1}{2}$ in. by .380 in.....	1	...	15 0
180-X-8	Distance collar, for sprocket, $\frac{1}{8}$ in. thick.....	1	...	1 0
206-X-2	Distance washer, for sprocket, $\frac{1}{8}$ in. thick.....	1	...	4
176-X	Nut, retaining sprocket to main gear.....	1	...	1 9
206-X-1	Collar, under sprocket nut, $\frac{1}{8}$ in. thick.....	1	...	4
210-X	Lock washer for sprocket nut.....	1	...	6
REAR WHEEL SPROCKET.				
W41-G3-B15	Brake drum and sprocket, 42 teeth.....	1	...	1 1 0
37-12-H17	Bolt, retaining brake drum and sprocket.....	6	...	3
38-12-H18	Lock washer, for retaining bolt.....	6	...	1
STD-74	Nut, for retaining bolt.....	6	...	2
MAGNETO DRIVING SPROCKETS.				
35-22-E138	Sprocket, on engine camshaft..... (Interchanges with STD-727. See inside front cover)	1	...	4 3
STD-11	Washer, for camshaft sprocket.....	1	MT5/15348	1
STD-4	Nut, for camshaft sprocket.....	1	...	2
35-22-E38	Sprocket, on magneto armature shaft..... (Interchanges with STD-726. See inside front cover)	1	...	4 3
1102-1269	Washer, for magneto sprocket.....	1	MT8/LU/140074	1*
868-1036	Nut, retaining magneto sprocket.....	1	MT8/LU/170104	3*
DYNAMO SPROCKET.				
20862	Sprocket, on dynamo shaft..... (Interchanges with STD-725. See inside front cover)	1	...	3 6
STD-572	Key, for dynamo sprocket.....	1	MT1/5091	2
STD-10	Washer, plain, for dynamo sprocket.....	1	MT5/9729	1
STD-164	Lock washer, for dynamo sprocket nut.....	1	...	2
STD-708	Lock ring, for dynamo sprocket nut.....	1	...	1
STD-611	Nut, retaining dynamo sprocket.....	1	...	6
CHAINS.				
110046-66	Front chain, 66 links, $\frac{1}{2}$ in. by .305 in.....	1	MT11/32317	12 2*
110056-91	Rear chain, 91 links, $\frac{1}{2}$ in. by .380 in.....	1	MT11/46432	1 4 1*
110036-58	Magneto chain, 58 links, $\frac{3}{8}$ in. by .225 in.....	1	MT11/28611	6 4*
110036-47	Dynamo chain, 47 links, $\frac{3}{8}$ in. by .225 in.....	1	MT11/29412	5 2*
46-26	Connecting link, for $\frac{1}{2}$ in. chain.....	Q	MT11/30486	4 $\frac{1}{2}$ *
56-26	Connecting link, for $\frac{3}{8}$ in. chain.....	Q	MT11/46452	6 $\frac{1}{2}$ *
46-30	Cranked link, for $\frac{1}{2}$ in. chain.....	Q	MT11/27870	8*
56-30	Cranked link, for $\frac{3}{8}$ in. chain.....	Q	MT11/46440	11*
46-27	Spring clip, for $\frac{1}{2}$ in. connecting link.....	Q	MT11/26568	1*
56-27	Spring clip, for $\frac{3}{8}$ in. connecting link.....	Q	MT11/1375	1 $\frac{1}{2}$ *
The prices of front and rear chains include connecting links, and these are included in the number of links per chain.				
Magneto and dynamo chains are endless.				
GEAR BOX.				
W41-G3L-G68	Gearbox and clutch assembly.....	1	...	9 19 6*
GEAR BOX SHELL.				
1-CP-16	Shell, bare (with provision for drain plug).....	1	...	1 8 0
60-X-6	Stud, for shell, 1 $\frac{1}{8}$ in. by $\frac{1}{8}$ in.....	2	...	6
60-X-7	Stud, for shell, 3 $\frac{1}{8}$ in. by $\frac{1}{8}$ in.....	2	...	6
60-X-1	Stud, for shell, 1 in. by $\frac{1}{2}$ in.....	2	...	6
152-X	Nut, for $\frac{1}{8}$ in. stud.....	4	...	3
63-X	Nut, for $\frac{1}{2}$ in. stud.....	2	...	2
348-X	Plug, drain, for gear box shell.....	1	...	6
3-C-7	Kickstarter case.....	1	...	15 0
286-X	Stud, for kickstarter case, 2 $\frac{1}{2}$ in. by $\frac{1}{2}$ in.....	3	...	6
63-X	Nut, for $\frac{1}{2}$ in. kickstarter case stud.....	3	...	2
245-X-2	Grease nipple, angular, for kickstarter case.....	1	MT1/TT/8655	3
4-C-8	Cover, for kickstarter case.....	1	...	15 0
326-X	Filler cap, for kickstarter case cover.....	1	...	2 0

ALL PRICES, EXCEPT THOSE MARKED *, ARE SUBJECT TO 10% INCREASE.



Part Number.	Description.	Qty.	M.T. or Proprietary Part No.	Price Each.
				£ s. d.
GEAR BOX FIXING BOLTS.				
STD-313	Top, fixing bolt, 4 1/4 in. by 7/16 in.	1	...	6
STD-312	Bottom fixing bolt, 3 1/4 in. by 7/16 in.	1	...	6
STD-632	Distance collar, for top fixing bolt.	1	...	3
STD-2	Nut, for top fixing bolt.	2	...	3
STD-2	Nut, for bottom fixing bolt.	2	...	3
STD-9	Washer, for top fixing bolt, left side.	1	...	1
STD-594	Eye bolt, for front chain adjustment.	1	...	6
STD-215	Nut, for eye bolt.	2	...	3
STD-785	Crosshead block, for eye bolt.	1	...	4
STD-361	Bolt, fixing crosshead to engine plate.	1	...	2
STD-11	Washer, for crosshead fixing bolt.	1	MT5/15348	1
SHAFTS AND GEARS.				
10-C-15	Mainshaft, 10 1/2 in. overall length.	1	...	1 5 6
15-C-12	Driving gear with bushes, 32 teeth.	1	...	1 12 0
187-X-3	Bush, only, for driving gear.	2	...	2 0
14-C-4	Sliding gear, for mainshaft, 18/23 teeth.	1	...	1 10 0
24-C-4	Third gear, for mainshaft, 29 teeth.	1	...	12 6
30-C-9	Layshaft spindle.	1	...	1 0 0
28-C-6	Small gear on layshaft, 18 teeth.	1	...	10 0
27-C-5	First gear on layshaft, 32 teeth.	1	...	12 6
26-C-5	Second gear on layshaft, 27 teeth.	1	...	12 6
25-C-5	Third gear on layshaft, 21 teeth.	1	...	10 0
29-C-3	Sliding clutch, for layshaft.	1	...	10 0
GEAR BOX BEARINGS.				
177-X	Ball bearing, for main driving gear.	1	MT7/1481	15 0
112-C	Gland felt washer, for ball bearings.	1	...	6
115-C	Gland metal washer, dished.	1	...	4
80-X	Split ring, locating bearing in shell.	1	...	6
114-C	Gland outer washer, for bearing.	1	...	3
113-C	Spring split ring, retaining outer washer.	1	...	4
68-X	Ball bearing for mainshaft.	1	MT7/6075	12 6
37-1-C-2	Metal washer, for mainshaft bearing.	1	...	6
37-2-C	Spring split ring, retaining washer.	1	...	4
181-X	Bush, for layshaft.	2	...	4 0
87-X	Peg, locating layshaft bush.	2	...	1
182-X	Cover washer, in shell, for layshaft bush.	1	...	2
Dimensions of 177-X : 1-9/32 in. by 62 mm. by 16 mm.				
Dimensions of 115-C : 1-9/32 in. by 2 in.				
Dimensions of 114-C : 1 1/8 in. by 2 1/16 in.				
Dimensions of 68-X : 12 mm. by 40 mm. by 17 mm.				
Dimensions of 37-1-C-2 : 1 1/4 in. by 1 1/8 in.				
GEAR OPERATING PARTS.				
42-C	Operating fork, for mainshaft sliding gear.	1	...	8 0
43-C	Operating fork, for layshaft sliding clutch.	1	...	8 0
157-X	Peg, for operating forks.	2	...	6
158-X	Split pin, for operating fork pegs.	2	MT1/5649	1
45-C-3	Camshaft, bare.	1	...	1 5 0
159-X	Bush, in shell, for camshaft.	1	...	2 0
163-X-2	Pawl (engages in camshaft).	1	...	2 0
164-X	Bearing pin, for pawl.	1	...	1 3
95-X	Nut, for pawl bearing pin.	1	...	3
193-X-1	Spring, for pawl.	1	...	9
98-X	Screwed plug, for pawl spring.	1	...	1 0
All the above parts are INSIDE THE GEAR BOX SHELL.				
162-X-3	Quadrant.	1	Not Serviced	3 6
161-X-2	Sector.	1	Not Serviced	4 0
CO-51-6	Ratchet.	1	Not Serviced	3 6
CO-51-6A	Quadrant, sector and ratchet assembled.	1	...	11 6
CO-96-1	Rivet, fixing sector.	2	MT5/7388	1
CO-96-2	Rivet, fixing ratchet.	1	MT5/14809	1
CO-90	Control spindle.	1	...	3 6
287-X	Nut (inside) for control spindle.	1	...	2
CO-91	Bush, for control spindle (in K.S. case).	1	...	1 0
160-X-3	Bush, for camshaft (in K.S. case). (Dispenses with rollers).	1	...	3 0
CO-53-4	Control quadrant.	1	Not Serviced	3 0
CO-94	Sleeve for control quadrant.	1	Not Serviced	7 6
CO-62-1	Peg, for operating pawl.	1	...	3
CO-53-4-A	Quadrant, sleeve and pawl peg, assembled.	1	...	10 9
CO-54-7	Bush, for control quadrant sleeve.	1	...	5 0
CO-95	Bolt, fixing quadrant sleeve bush.	1	...	1 3
CO-52-5	Indexing rocking pawl.	1	...	1 6
CO-60-1	Spindle, for indexing pawl.	1	...	3
CO-49-5	Spring box.	1	...	5 0
CO-56-4	Cover plate, for spring box.	1	...	1 0
CO-66-1	Main spring, for spring box (large spring).	2	...	6
CO-67-1	Pawl spring, for spring box (small spring).	2	...	6
CO-59-1	Plate, for main spring.	2	...	2
CO-58-1	Plate, for pawl spring.	2	...	2
All the above parts are INSIDE THE KICKSTARTER CASE.				

ALL PRICES, EXCEPT THOSE MARKED *, ARE SUBJECT TO 10% INCREASE.



Part Number.	Description.	Qty.	M.T. or Proprietary Part No.	Price Each.
CLUTCH.				
				£ s. d.
1-X-7	Clutch case.....	1		12 0
9-X-3	Chainwheel and clutch case rivet.....	8		1
7-X-A-4	Chainwheel and clutch case, assembled.....	1		1 12 8
2-X-15	Clutch centre, 1½ in.....	1		1 0 0
69-X	Nut, retaining clutch centre to mainshaft.....	1		6
71-X	Plain washer, for centre retaining nut.....	1		3
212-X	Spring washer, for centre retaining nut.....	1		3
6-X-2	Steel plain clutch plate, thick.....	1		2 6
5-X	Steel plain clutch plate, thin.....	4		2 0
3-X-2	Clutch friction-plate, with inserts.....	4		5 0
4-X-2	Fabric inserts only (price per dozen).....	96		9 0
18-X-8	Spring pressure plate.....	1		6
21-X-3	Spring, for clutch.....	4		6
22-X	Cup, for clutch spring.....	4		6
24-X-11	Stud, for clutch spring, 1½ in.....	4		4
23-X	Adjustment nut, for clutch spring.....	4		4

For the bare clutch chainwheel and roller bearings, see **CLUTCH SPROCKET** in the TRANSMISSION SECTION, page 10.

CLUTCH OPERATING PARTS.

28-X-4	Thrust rod, 9½ in. long.....	1		1 0
330-X	Operating plunger.....	1		6
67-X	Steel ball, for operating plunger.....	1	MT7/165	1
175-X-4	Operating lever.....	1		2 0
66-X-7	Pin, or axle, for operating lever.....	1		9
329-X	Fork for operating lever.....	1		1 6
331-X	Sleeve, or nut, for operating lever fork.....	1		6
328-X	Cap, covering sleeve on K.S. case cover.....	1		1 6
333-X	Screw, fixing cap to K.S. case cover.....	2		4

GEAR CONTROL PARTS.

CO-97-1	Neutral indicator, fixed.....	1		3
CO-97	Neutral indicator, moving.....	1		6
171-X	Nut, retaining moving indicator.....	1		3
CO-92-2	Foot control lever.....	1		7 6
CO-63-3	Bolt, clamping foot lever to sleeve.....	1		9
10-X	Nut, for foot lever clamping bolt.....	1		2

KICKSTARTER.

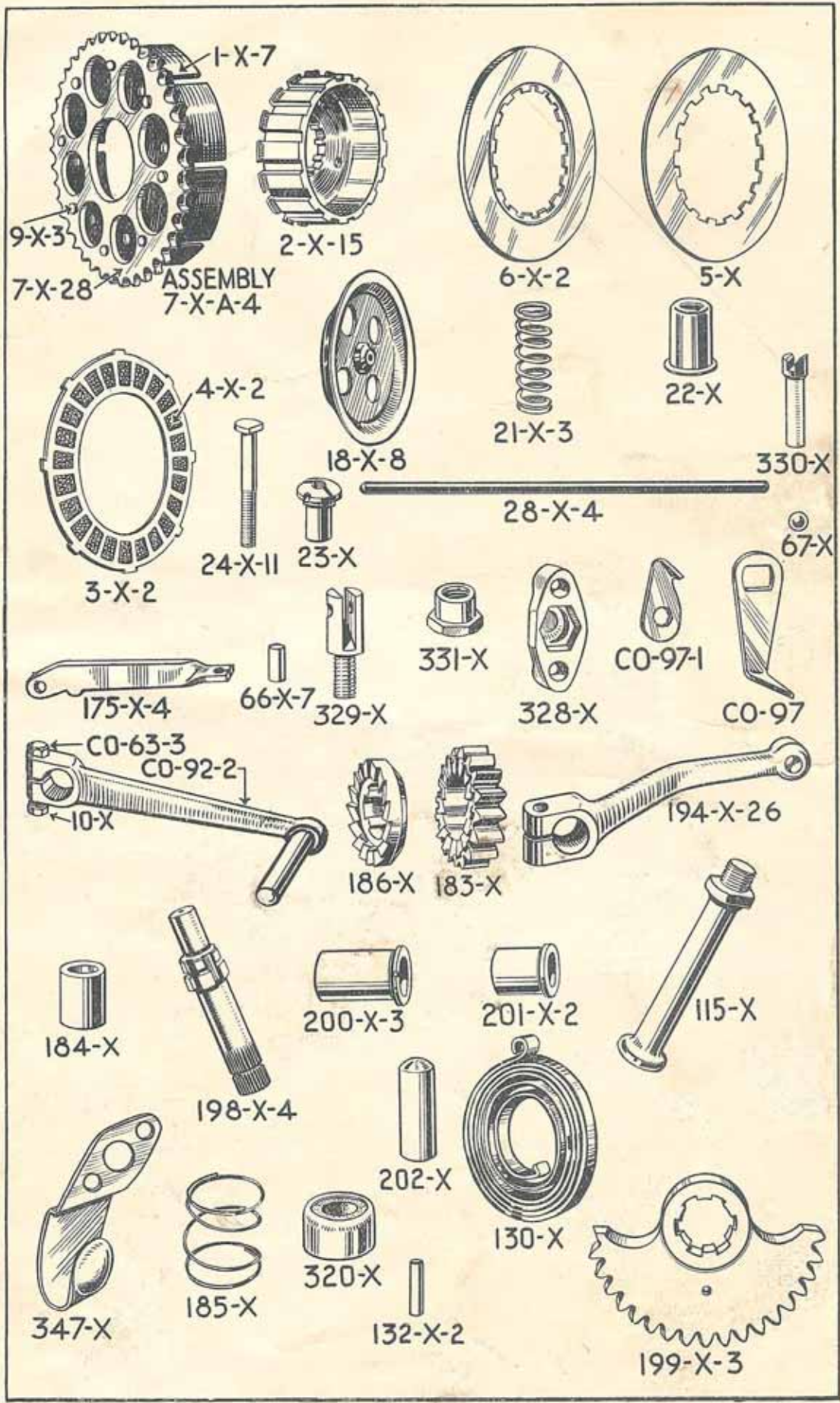
186-X	Driving ratchet.....	1		5 9
183-X	Ratchet pinion.....	1		8 0
184-X	Bush, for ratchet pinion.....	1		2 6
185-X	Spring, for ratchet pinion.....	1		9
70-X	Nut, retaining ratchet pinion.....	1		4
198-X-4	Spindle, for K.S. quadrant and foot lever.....	1		7 6
201-X-2	Bush, for K.S. spindle (in K.S. case).....	1		2 0
200-X-3	Bush, for K.S. spindle (in K.S. case cover).....	1		2 0
199-X-3	Quadrant for K.S. spindle.....	1		10 6
199-X-3A	K.S. spindle and quadrant, assembled.....	1		18 0
130-X	Return spring, for kickstarter.....	1		2 0
132-X-2	Pin for return spring.....	1		3
320-X	Stop rubber and sleeve, for quadrant.....	1		6
202-X	Peg, for stop rubber and sleeve.....	1		6

All the above parts are **INSIDE** the KICKSTARTER CASE.

194-X-26	Kick-start foot lever, bare.....	1		10 6
115-X	Pedal pin, for foot lever.....	1		3 0
315-X	Bolt, clamping foot lever to spindle.....	1		9
109-X	Spring washer, for lever clamping bolt.....	1		1
144-X	Nut, for lever clamping bolt.....	1		6
347-X	Spring clip—external—for crank.....	1		9

All the above parts are **OUTSIDE** the GEARBOX.

ALL PRICES, EXCEPT THOSE MARKED *, ARE SUBJECT TO 10% INCREASE.

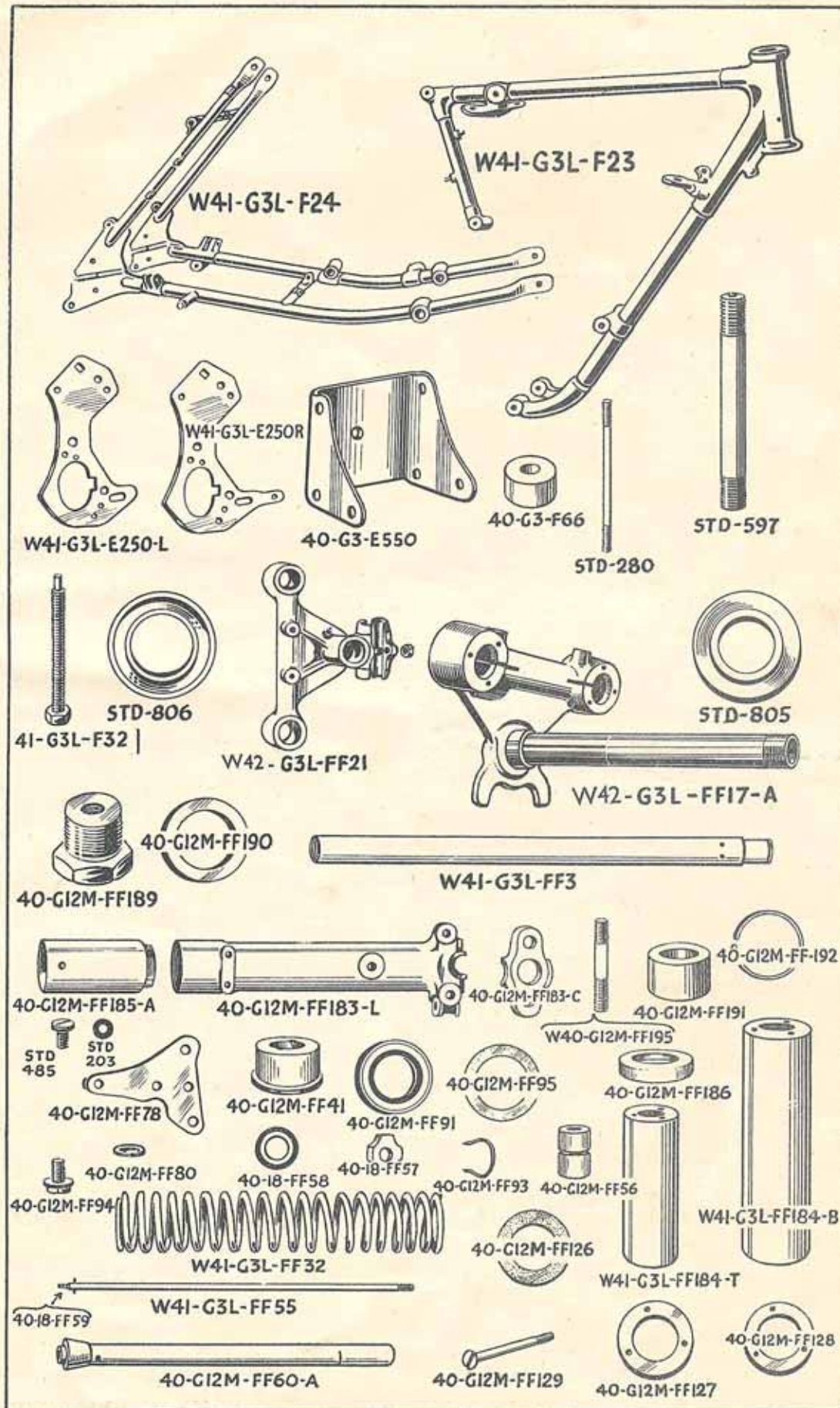


FRAME SECTION.

Part Number.	Description.	Qty.	M.T. or Proprietary Part No.	Price Each.
FRAME.				£ s. d.
W41-G3L-F23-24	Frame, complete	1	...	6 11 0
W41-G3L-F23	Front portion of frame, bare	1	...	3 5 0
W41-G3L-F24	Rear portion of frame, bare	1	...	3 3 0
STD-597	Bolt, for seat lug (under saddle) with earth screw and washer. Only supplied complete	1	...	8
STD-15	Screw, securing earth wire. (Screws into STD-597)	1	...	1
STD-185	Washer, for earth wire screw	1	...	1
STD-8	Washer, for seat lug bolt	2	MT5/9731	1
STD-1	Nut, for seat lug bolt	2	...	3
STD-302	Bolt, for seat tube bottom lug	1	...	3
STD-3	Nut, for seat tube bottom lug bolt	2	...	2
STD-280	Bolt, uniting front and rear frame	1	...	4
STD-11	Washer, for frame uniting bolt	2	MT5/15348	1
40-G3-F66	Spacer, for frame uniting bolt	2	...	4
STD-4	Nut, for frame uniting bolt	2	...	2
41-G3L-F32	Bolt, adjusting rear chain	2	...	9
STD-5	Nut, for chain adjusting bolt	2	...	2
STD-51	Grease nipple, for head lug	1	MT1/TT/P6½B.S.F.	2
W41-G3L-E250-L	Engine plate, left side	1	...	6 0
W41-G3L-E250-R	Engine plate, right side	1	...	6 0
40-G3-E550	Bracket, for electric horn (front engine plate)	1	...	3 0
STD-303	Bolt, fixing bracket to frame front tube	1	...	4
STD-10	Washer, for bolt fixing bracket to tube	2	MT5/9729	1
STD-3	Nut, for bolt fixing bracket to tube	2	...	2
STD-806	Ball race, for frame	2	...	2 5
STD-72	Set of Balls, 3/8 in. diameter, for steering head	56	MT7/162 (Price per Set)	1 1
FORKS.				
W42-G3L-FF17	Fork crown	1	...	13 6
41-18-FF20	Head stem	1	...	4 0
40-G12M-FF92	Circlip, for head stem	1	...	1
W42-G3L-FF17-A	The above three parts, assembled	1	...	17 7
STD-805	Ball race, for fork crown	1	...	3 2
STD-369	Pinch bolt, for fork crown	2	...	3
STD-11	Washer, for fork crown pinch bolt	2	MT5/15348	1
W42-G3L-FF21	Handlebar lug	1	...	12 0
The above handlebar lug includes the handlebar half clip and its studs with washers and nuts. For the studs, washers and nuts see Handlebar, page 18.				
STD-806	Ball race, for handlebar lug	1	...	2 5
STD-51	Grease nipple, for handlebar lug	1	MT1/TT/P6½B.S.F.	2
STD-236	Adjusting nut, for head stem	1	...	8
L4-FF46	Lock nut (domed) for adjusting nut	1	...	1 6
W41-G3L-FF3	Tube, inner, fixed	2	...	16 6
40-G12M-FF191	Bush, bottom, for fixed inner tube	2	...	1 3
40-G12M-FF192	Circlip, for bottom bush	2	...	1
40-G12M-FF189	Bolt, for top of inner tube	2	...	9
40-G12M-FF190	Washer, for inner tube top bolt	2	...	3
40-G12M-FF183-L	Fork slider, left side (with cap, stud, washers and nuts)	1	...	1 5 0
40-G12M-FF183-R	Fork slider, right side (with cap, stud, washers and nuts)	1	...	1 2 0
40-G12M-FF183-C	Cap, for fork slider	2	...	2 6
40-G12M-FF185-A	Slider extension	2	...	4 6
40-G12M-FF41	Bush (fibre), guide, for fork tube	2	...	1 4
40-G12M-FF91	Oil seal, for fork tube	2	...	3 3
40-G12M-FF95	Washer (paper), for oil seal	2	...	1
W41-G3L-FF32	Spring, for fork	2	...	6 0
40-G12M-FF126	Washer (leather), seating for spring	4	...	2
W41-G3L-FF184-T	Tube, cover, top	2	...	1 9
40-G12M-FF186	Cap, for top cover tube	2	...	9
40-G12M-FF128	Plate, locating, for top tube (screwed)	2	...	4
W41-G3L-FF184-B	Tube, cover, bottom	2	...	2 0
40-G12M-FF127	Plate, locating, for bottom tube (plain)	2	...	2
40-G12M-FF129	Screw, retaining both locating plates	6	...	2
STD-485	Plug, oil level, for slider	2	...	1
STD-203	Washer (fibre), for oil level plug	2	MT1/16876	1
W41-G3L-FF55	Rod, for damper	2	...	1 0
STD-4	Nut, lock, for top of damper	2	...	2
40-G12M-FF60-A	Tube, assembled, for damper	2	...	2 9
40-G12M-FF56	Sleeve, plunger, for damper tube	2	...	4
40-18-FF58	Valve, for damper tube	2	...	4
40-18-FF57	Seat, for damper tube valve	2	...	1
40-18-FF59	Pin, stop, for damper tube valve	2	...	1
STD-5	Nut, lock, for damper tube valve	2	...	2
40-G12M-FF93	Clip, retaining, damper sleeve	2	...	1
40-G12M-FF80	Washer (fibre), for damper tube bolt	2	...	1
40-G12M-FF94	Bolt, for damper tube (bottom)	2	...	5
40-G12M-FF78	Bracket, for speedometer	1	...	6
STD-342	Bolt, fixing speedometer bracket	2	...	2
STD-12	Washer, for speedometer bracket bolt	2	MT5/9727	1
W40-G12M-FF195	Stud, securing front wheel axle	4	...	3
STD-11	Washer, for stud securing wheel axle	4	MT5/15348	1
STD-4	Nut, for front wheel axle stud	4	...	2

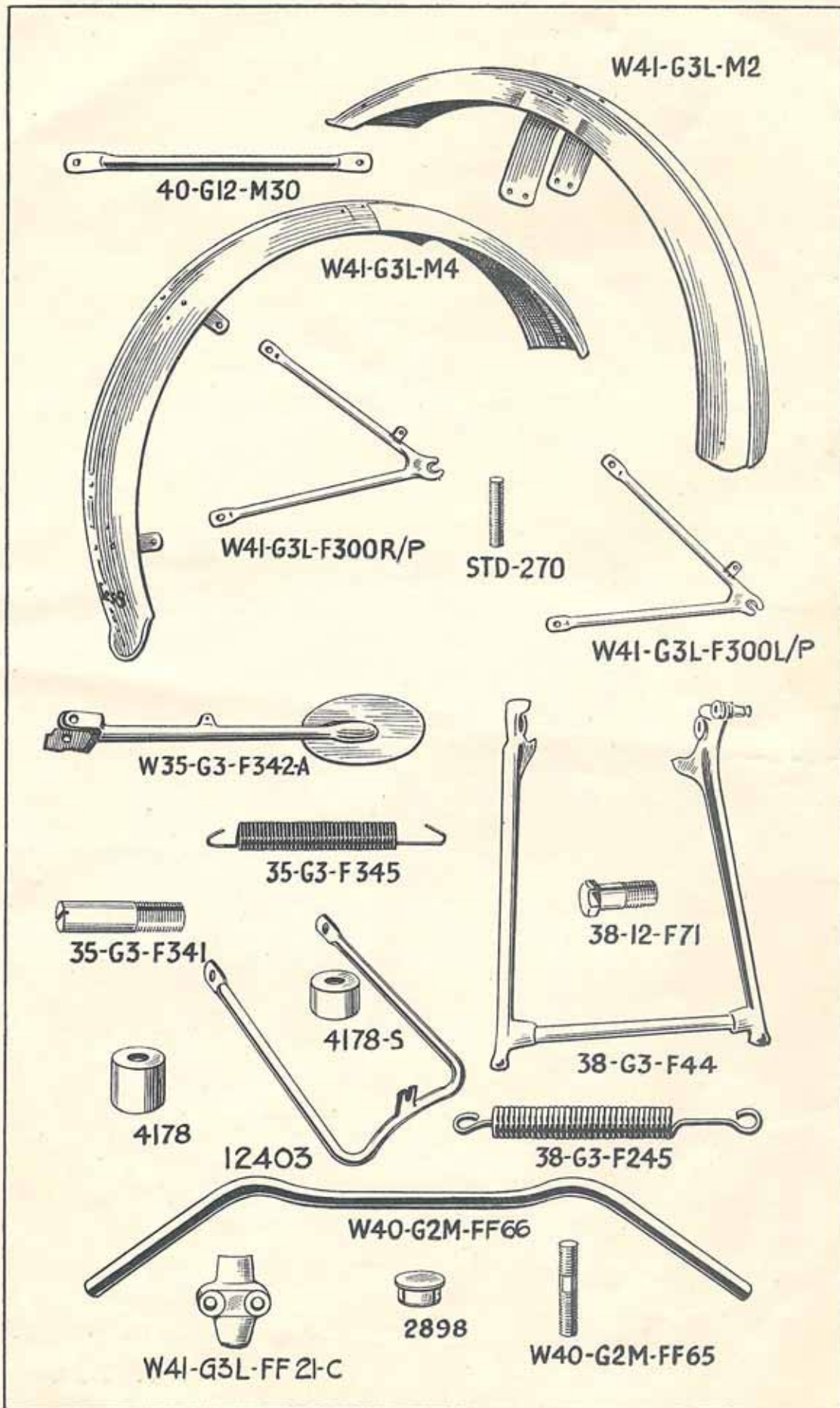
(SEE NEXT PAGE FOR COMPLETE FORK ASSEMBLIES.)

ALL PRICES, EXCEPT THOSE MARKED *, ARE SUBJECT TO 10% INCREASE.



Part Number.	Description.	Qty.	M.T. or Proprietary Part No.	Price Each.
				£ s. d.
W41-G3L-FF1	Front fork assembly	1		8 17 4
	A front fork assembly comprises all the parts listed in the fork group on the previous page. For ease of servicing, the main fork units are listed and supplied as separate assemblies, the object being to enable a complete assembly to be exchanged in the minimum of time. These assemblies are listed below.			
W41-G3L-FF201	Front fork centre tube assembly	2		1 14 0
	The above assembly comprises all those parts in the fork section (page 16) that are marked A.			
W41-G3L-FF202	Front fork damper tube assembly	2		5 0
	The above assembly fits inside the central tube assembly and comprises all those parts in the fork section (page 16) that are marked B.			
HANDLEBAR.				
W40-G2M-FF66	Handlebar, bare	1		12 6
W41-G3L-FF21C	Half clip, only, for handlebar	1		1 3
W40-G2M-FF65	Stud, for handlebar clip	2		3
STD-11	Washer, for handlebar clip stud	2	MT5/15348	1
STD-4	Nut, for handlebar clip stud	2		2
2898	End plug, for handlebars. (Discarded late models)...	2		1 3*
FRONT STAND.				
12403	Front stand, bare	1		5 0
W41-G3L-FF422	Bolt, fixing stand to fork end, left side	1		6
W41-G3L-FF421	Bolt, fixing stand to fork end, right side	1		6
HBD-52	Spring washer, for stand fixing bolt	2		2
STD-14	Split pin, for stand fixing bolt	2	MT1/5649	0½
STD-344	Bolt, anchoring front stand to mudguard	1		4
STD-12	Washer, for anchor bolt	1	MT5/9727	1
STD-5	Nut, plain, for anchor bolt	1		2
STD-211	Nut, with collar, for anchor bolt	1		3
REAR STAND.				
38-G3-F44	Rear stand, bare	1		19 6
38-12-F71	Bolt, fixing stand to fork end	2		6
STD-8	Washer, for stand fixing bolt	2	MT5/9731	1
STD-71	Nut, for stand fixing bolt	2		3
38-G3-F245	Return spring, for rear stand	1		1 6
PROP STAND.				
W35-G3-F342-A	Prop stand leg, bare	1		8 6
35-G3-F341	Hinge bolt, for prop stand leg	1		4
STD-2	Nut, for hinge bolt	1		3
35-G3-F345	Return spring, for prop stand leg	1		6
FRONT MUDGUARD.				
W41-G3L-M2	Mudguard, bare	1		12 6
W41-G3L-M38	Bolt, fixing bracket to fork tubes	4		3
STD-192	Washer, for bracket fixing bolt	4	MT5/49948	1
40-G12-M30	Stay, for mudguard	2		8
STD-70	Bolt, fixing stay to mudguard	2		2
STD-191	Spring washer, for stay to guard bolt	2	MT5/49947	1
STD-12	Plain washer, for stay to guard bolt	2	MT5/9727	1
STD-5	Nut, for stay to guard bolt	2		2
W41-G3L-M38	Bolt, fixing stay to fork end	2		3
STD-192	Washer, for stay to fork end bolt	2	MT5/49948	1
REAR MUDGUARD.				
W41-G3L-M4	Mudguard, bare	1		1 0 0
STD-5	Nut, uniting front and rear portions	2		2
STD-12	Washer, for guard uniting nut	2	MT5/9727	1
STD-346	Bolt, fixing guard to bottom bridge	1		3
STD-191	Spring washer, for bottom bridge bolt	1	MT5/49947	1
STD-5	Nut, for bottom bridge bolt	1		2
STD-370	Bolt, fixing guard to oil tank bracket	1		3
4178	Spacer, thick, for oil tank bracket bolt	1		4
4178-S	Spacer, thin, for oil tank bracket bolt	1		4
STD-11	Washer, for oil tank bracket bolt (plain)	1	MT5/15348	1
STD-4	Nut, for oil tank bracket bolt	2		2
STD-346	Bolt, fixing guard to top bridge	1		3
STD-191	Spring washer, for top bridge bolt	1	MT5/49947	1
STD-5	Nut, for top bridge bolt	1		2
W41-G3L-F300-L-P	Stay assembly, for guard, left side	1		9 9
W41-G3L-F300-R-P	Stay assembly, for guard, right side	1		9 9
STD-270	Stud, fixing stay to fork end	2		2
STD-74	Nut, locking stay stud in fork end	2		2
STD-213	Nut, locking stay to fork end stud	2		3
STD-363	Bolt, fixing guard to rear of stay	2		3
STD-192	Spring washer, for rear stay bolt	2	MT5/49948	1
STD-4	Nut, for rear stay bolt	2		2
STD-363	Bolt, fixing guard to front of stay, left	1		3
STD-364	Bolt, fixing guard to front of stay, right	1		4
STD-192	Spring washer, for front stay bolt	2	MT5/49948	1
STD-4	Nut, for front stay bolt	2		2

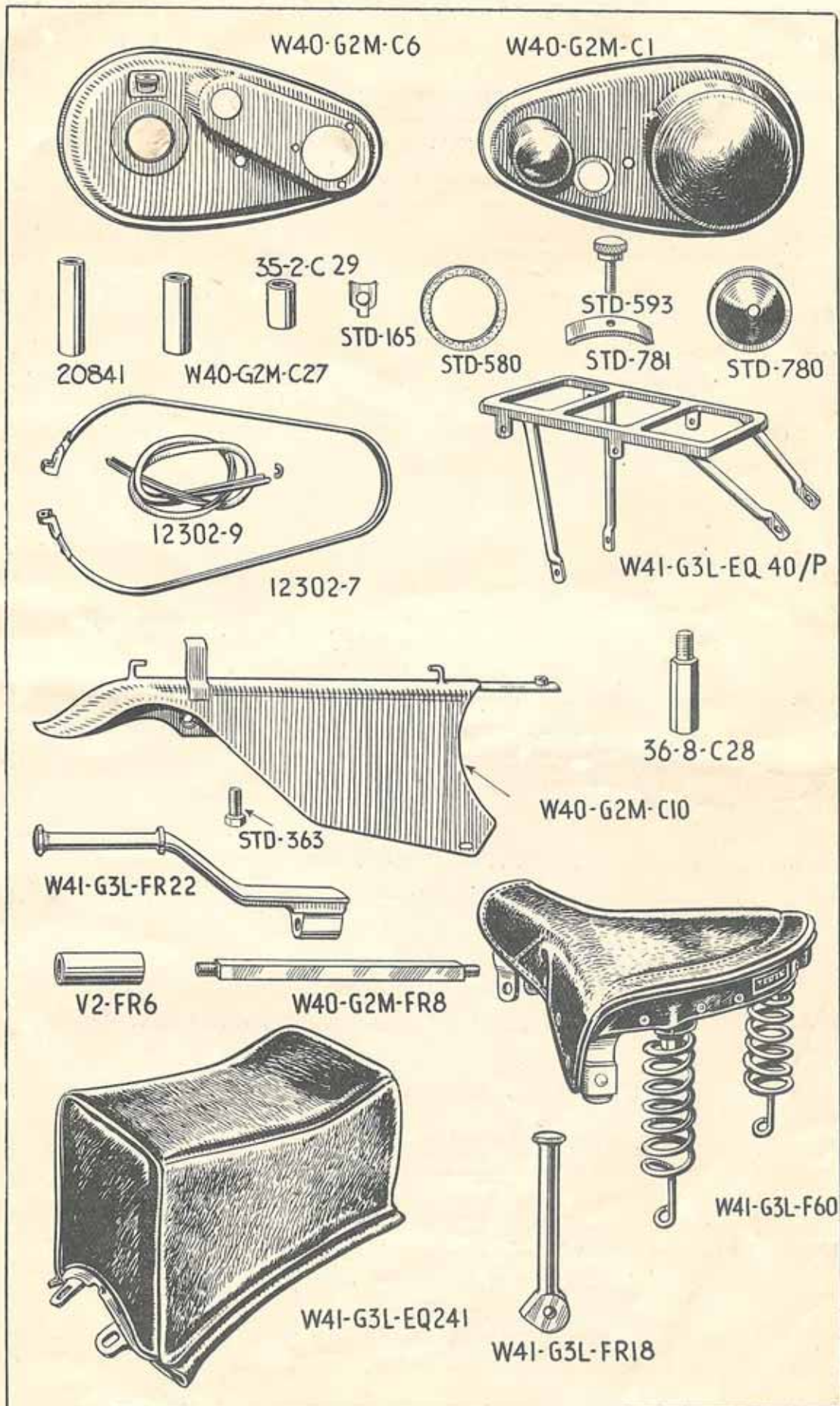
ALL PRICES, EXCEPT THOSE MARKED *, ARE SUBJECT TO 10% INCREASE.



Part Number.	Description.	Qty.	M.T. or Proprietary Part No.	Price Each.
REAR CARRIER.				
W41-G3L-EQ40-P	Rear carrier, bare	1	...	£ 13 6
	For the fixing bolts see the REAR MUDGUARD, page 18.			
FRONT CHAINCASE.				
W40-G2M-C-A	Chaincase, complete (interchanges with 35-G3-C-A)	1	...	1 15 0
35-G3-C1	Chaincase, back half, bare	1	...	12 6
	(Interchanges with W4J-G2M-C6)			
20817-1	Chaincase, front half, bare	1	...	16 0
	(Interchanges with W40-G2M-C1)			
12302/7	Metal band, for chaincase	1	...	5 0
STD-452	Screw, clamping metal band for chaincase	1	...	2
12302-9	Rubber fillet (or joint) for chaincase band	1	...	6
STD-780-A	Inspection cap, with knurled screw and back plate, (only supplied complete)	1	...	1 2
STD-580	Cork washer, for inspection cap	1	...	2
STD-440	Bolt, fixing chaincase to engine	3	...	2
STD-165	Locking plate, for engine bolt	3	...	2
STD-315	Bolt, fixing centre of chaincase	1	...	9
20841	Spacer, for centre bolt (between engine plates), 2½ in. long	1	...	4
W40-G2M-C27	Spacer, for centre bolt (outside engine plate), 1-61/64 in. long	1	...	3
35-2-C29	Spacer, for centre bolt (inside chaincase), ¼ in. long	1	...	6
STD-9	Washer, for centre bolt	2	...	1
STD-2	Nut, for centre bolt	3	...	3
REAR CHAINGUARD.				
W40-G2M-C10	Chainguard, bare	1	...	17 6
36-8-C28	Bolt, fixing top of guard, in front	1	...	4
STD-70	Bolt, fixing bottom of guard, in front	1	...	2
STD-12	Washer, for bottom front bolt	1	MT5/9727	1
STD-5	Nut, for bottom front bolt	1	...	2
STD-363	Bolt, fixing rear of guard	1	...	3
STD-11	Washer, for rear of guard fixing bolt	1	MT5/15348	1
FOOT RESTS.				
W40-G2M-FR8	Foot rest rod, bare	1	...	1 3
V2-FR6	Spacer, for rod, inside engine plates	1	...	5
STD-194	Washer, for foot rest rod	2	MT5/9673	1
STD-2	Nut, for foot rest rod	2	...	3
W41-G3L-FR22	Foot rest arm (or hanger)	2	...	7 6
PILLION FOOT RESTS.				
W41-G3L-FR18	Spindle, for pillion foot rests	2	...	1 9
STD-403	Bolt, pivot, for foot rest spindle	2	...	4
STD-73	Nut, for spindle pivot bolt	2	...	2
W41-G3L-FR18-A	Pair of Pillion foot rests, complete	1	Not Serviced	4 6
SADDLE.				
W41-G3L-F60	Saddle, with springs	1	MT1/LT/G3L	1 10 0*
38-G3-F60T	Cover, rexine	1	MT1/LT/G3/2	8 6*
—	Hook, front, small	1	†MT1/LT/3S	—
—	Hook, front, medium	1	†MT1/LT/4M	—
—	Hook, front, large	1	†MT1/LT/5L	—
—	Elastic, hooked	2	†MT1/LT/6/11½	—
—	Elastic, hooked	2	†MT1/LT/6/13½	—
—	Elastic, hooked	2	†MT1/LT/6/15½	—
—	Elastic, hooked	1	†MT1/LT/6/15½	—
D5-r-560	Spring, saddle, main	2	MT1/LT/G3/10	1 6*
STD-368	Bolt, fixing spring to frame	2	...	3
STD-4	Nut, for spring to frame bolt	2	...	2
STD-11	Washer, for spring to frame bolt	2	MT5/15348	1
STD-410	Hinge bolt, for front of saddle	1	...	5
STD-3	Nut, for hinge bolt	1	...	2
STD-10	Washer, for hinge bolt	1	MT5/9729	1
PILLION SEAT.				
W41-G3L-EQ241	Pillion seat, with fixing bolts, etc.	1	...	1 8 0*
STD-70	Bolt, fixing pillion seat	4	...	2
STD-12	Washer, for pillion seat fixing bolt	4	MT5/9727	1
STD-191	Washer, spring, for pillion seat fixing bolt	4	MT5/49947	1
STD-5	Nut, for pillion seat fixing bolt	4	...	2
The above fixing bolts, washers and nuts are not identical to those supplied with a complete pillion seat but can be used for replacement purposes.				
NAME TRANSFERS.				
STD-9189	Transfer, for rear mudguard (same as 38-G3-F383)	1	Not Serviced	4
STD-9184	Transfer, for top of oil tank (same as 38-G3-F381)	1	Not Serviced	2
STD-9183	Transfer, for side of oil tank (same as 38-G3-F392)	1	Not Serviced	2
STD-9186	Transfer, for front chaincase (same as 38-G3-F393)	1	Not Serviced	2
W41-G3L-T92	Transfer, for top of petrol tank	1	Not Serviced	6
STD-9192	Transfer, for front forks	1	...	4

ALL PRICES, EXCEPT THOSE MARKED *, ARE SUBJECT TO 10% INCREASE.

† STORES DEPOT ISSUE ONLY



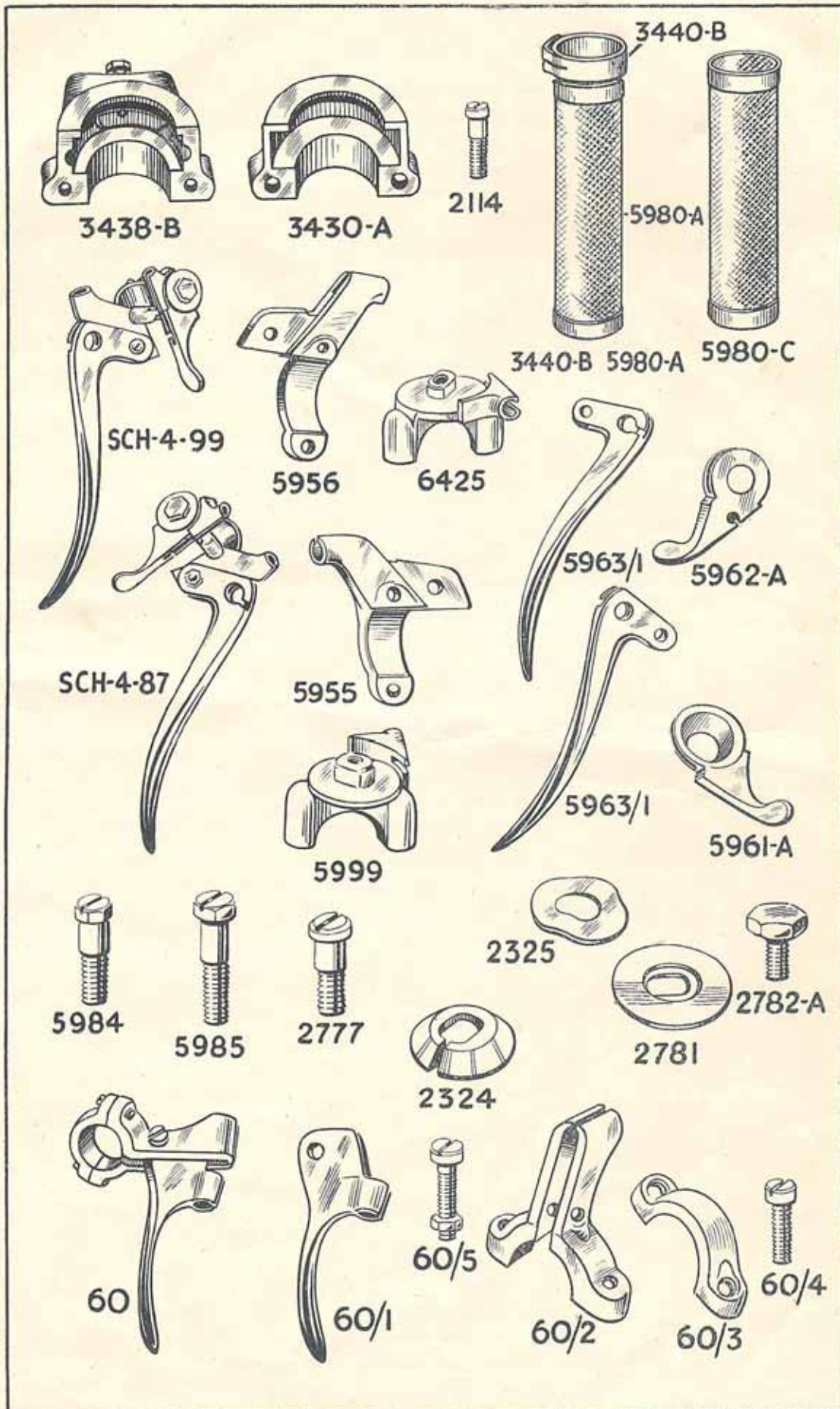
CONTROL LEVER SECTION (BOWDEN.)

SEE INSIDE COVER

(Also see Page 24.)

Part Number.	Description.	Qty.	M.T. or Proprietary Part No.	Price Each.
				£ s. d.
TWIST GRIP (BOWDEN).				
SCH-4-139	Twist grip, complete	1	...	8 0*
3438-B	Half clip, with friction spring	1	...	3 9*
3430-A	Half clip, plain	1	...	1 4*
2114	Screw, clamping half clip	2	...	4*
3436-A	Friction spring	1	...	3*
BC-40	Adjusting bolt, for friction spring	1	...	2½*
BC-41	Lock nut, for adjusting bolt	1	...	1½*
3440-B	Sleeve, less canvas grip	1	...	2 9*
5980-D	Canvas grip, only, for sleeve	1	...	1 1½*
3440-B-5980-D	Sleeve, with canvas grip fitted	1	Not Serviced	3 10½*
3434	Twist grip cable stop	1	...	4*
 DUMMY GRIP (BOWDEN).				
5980-C	Dummy grip (canvas)	1	...	1 1½*
(Note : Bowden canvas grips are secured with BOSTICK C adhesive compound)				
 COMBINED CLUTCH AND IGNITION CONTROLS (BOWDEN).				
SCH-4-99	Lever, assembly, complete	1	...	9 0*
5956	Body, only, for clutch lever	1	...	3 0*
6425	Body only, for ignition lever	1	...	2 0*
5963-1	Lever, only, for clutch (solid)	1	...	3 4*
5962-A	Lever, only, for ignition	1	...	2 4*
 COMBINED BRAKE AND AIR CONTROLS (BOWDEN).				
SCH-4-87	Lever assembly, complete	1	...	9 0*
5955	Body only, for brake lever	1	...	3 0*
5999	Body, only, for air lever	1	...	2 0*
5963-1	Lever, only, for brake (solid)	1	...	3 4*
5961-A	Lever, only, for air	1	...	2 4*
 FITTINGS FOR CLUTCH, BRAKE, IGNITION AND AIR LEVERS (BOWDEN).				
5984	Bolt, clamping bodies (with sleeve)	2	...	3*
5985	Bolt, clamping bodies (plain)	2	...	2*
2777	Fulcrum screw, for clutch and brake levers	2	...	3*
8	Nut, for fulcrum screw	2	...	4*
2324	Cone friction washer, for ignition and air levers	2	...	3*
2325	Spring washer, for ignition and air levers	2	...	1*
2782-A	Central screw, for ignition and air levers	2	...	6*
2781	Cap, for ignition and air levers	2	...	4*
 EXHAUST LIFTER LEVER (SACKVILLE).				
60	Exhaust valve lifter lever, complete assembly	1	...	5 10*
60-1	Exhaust valve lifter lever, only	1	...	3 3*
60-5	Fulcrum screw and nut, for exhaust lifter lever	1	...	6*
60-2	Body, only, for exhaust lifter lever	1	...	2 8*
60-3	Half clip, for lever body	1	...	9*
60-4	Screw, clamping half clip	2	...	3*

ALL PRICES, EXCEPT THOSE MARKED *, ARE SUBJECT TO 10% INCREASE.



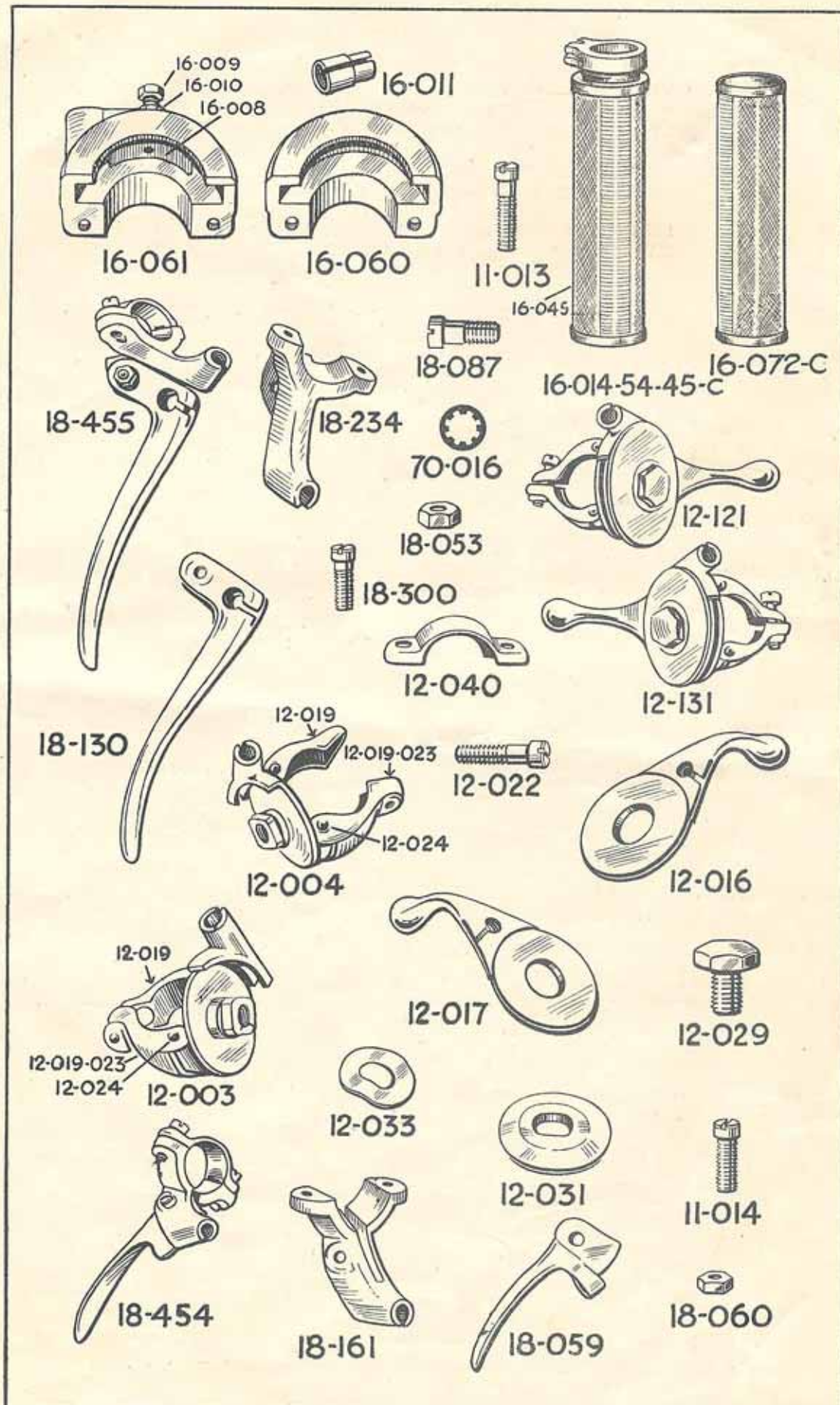
CONTROL LEVER SECTION. (AMAL.)

SEE INSIDE COVER.

(Also see Page 22).

Part Number.	Description.	Qty.	M.T. or Proprietary Part No.	Price Each.
				£ s. d.
TWIST GRIP (AMAL).				
16-117	Twist grip, complete	1	...	7 0*
16-060	Twist grip body, top half (plain holes).....	1	...	3 0*
16-061	Twist grip body, bottom half (tapped holes).....	1	...	3 0*
11-013	Twist grip body screw	2	...	3*
16-008	Twist grip friction spring	1	...	6*
16-009	Twist grip friction spring screw	1	...	4*
16-010	Twist grip friction spring screw nut	1	...	2*
16-014/54	Twist grip sleeve and rotor (less canvas).....	1	...	3 6*
16-014/54/45-C	Twist grip sleeve and rotor with canvas grip	1	Not Serviced	5 2*
16-045-C	Twist grip canvas	1	...	1 8*
16-011	Twist grip cable stop	1	...	4*
DUMMY GRIP (AMAL).				
16-072-C	Dummy grip, canvas	1	...	1 8*
CLUTCH CONTROL LEVER (AMAL).				
18-455	Clutch lever, complete	1	...	6 0*
18-130	Clutch lever, only	1	...	3 6*
18-234	Clutch lever bracket, or body	1	...	3 6*
12-040	Clutch lever bracket clamp, or half clip	1	...	6*
18-300	Clutch lever bracket clamp screw	2	...	3*
18-087	Clutch lever fulcrum screw	1	...	3*
70-016	Clutch lever fulcrum screw lock washer	1	MT5/9724	2*
18-053	Clutch lever fulcrum screw nut	1	...	3*
BRAKE CONTROL LEVER (AMAL).				
18-455	Brake lever, complete	1	...	6 0*
18-130	Brake lever, only	1	...	3 6*
18-234	Brake lever bracket, or body	1	...	3 6*
12-040	Brake lever bracket clamp, or body	1	...	6*
18-300	Brake lever bracket clamp screw	2	...	3*
18-087	Brake lever fulcrum screw	1	...	3*
70-016	Brake lever fulcrum screw lock washer	1	MT5/9724	2*
18-053	Brake lever fulcrum screw nut	1	...	3*
CLUTCH CONTROL LEVERS and BRAKE CONTROL LEVERS (AMAL) are identical.				
IGNITION CONTROL LEVER (AMAL).				
12-131	Ignition control lever, complete	1	...	6 0*
12-017	Ignition control lever, only	1	...	2 6*
12-004	Ignition control lever body	1	...	1 10*
12-019	Ignition control lever clip, plain hole	1	...	6*
12-019-023	Ignition control lever clip, tapped hole	1	...	9*
12-024	Ignition control lever clip rivet	2	...	2*
12-022	Ignition control lever clip screw	1	...	3*
12-033	Ignition control lever spring washer	1	...	2*
12-031	Ignition control lever top cap	1	...	5*
12-029	Ignition control lever central bolt	1	...	3*
AIR CONTROL LEVER (AMAL).				
12-121	Air control lever, complete	1	...	6 0*
12-016	Air control lever, only	1	...	2 6*
12-003	Air control lever body	1	...	1 10*
12-019	Air control lever clip, plain hole	1	...	6*
12-019-023	Air control lever clip, tapped hole	1	...	9*
12-024	Air control lever clip rivet	2	...	2*
12-022	Air control lever clip screw	1	...	3*
12-033	Air control lever spring washer	1	...	2*
12-031	Air control lever top cap	1	...	5*
12-029	Air control lever central screw	1	...	3*
EXHAUST LIFTER LEVER (AMAL).				
18-454	Exhaust lifter lever, complete	1	...	3 6*
18-059	Exhaust lifter lever, only	1	...	1 6*
18-161	Exhaust lifter lever bracket, or body	1	...	1 2*
12-040	Exhaust lifter lever bracket clamp	1	...	6*
18-300	Exhaust lifter lever bracket clamp screw	2	...	3*
11-014	Exhaust lifter lever fulcrum screw	1	...	3*
18-060	Exhaust lifter lever fulcrum screw nut	1	...	3*

ALL PRICES, EXCEPT THOSE MARKED *, ARE SUBJECT TO 10% INCREASE.



CONTROL CABLE SECTION.

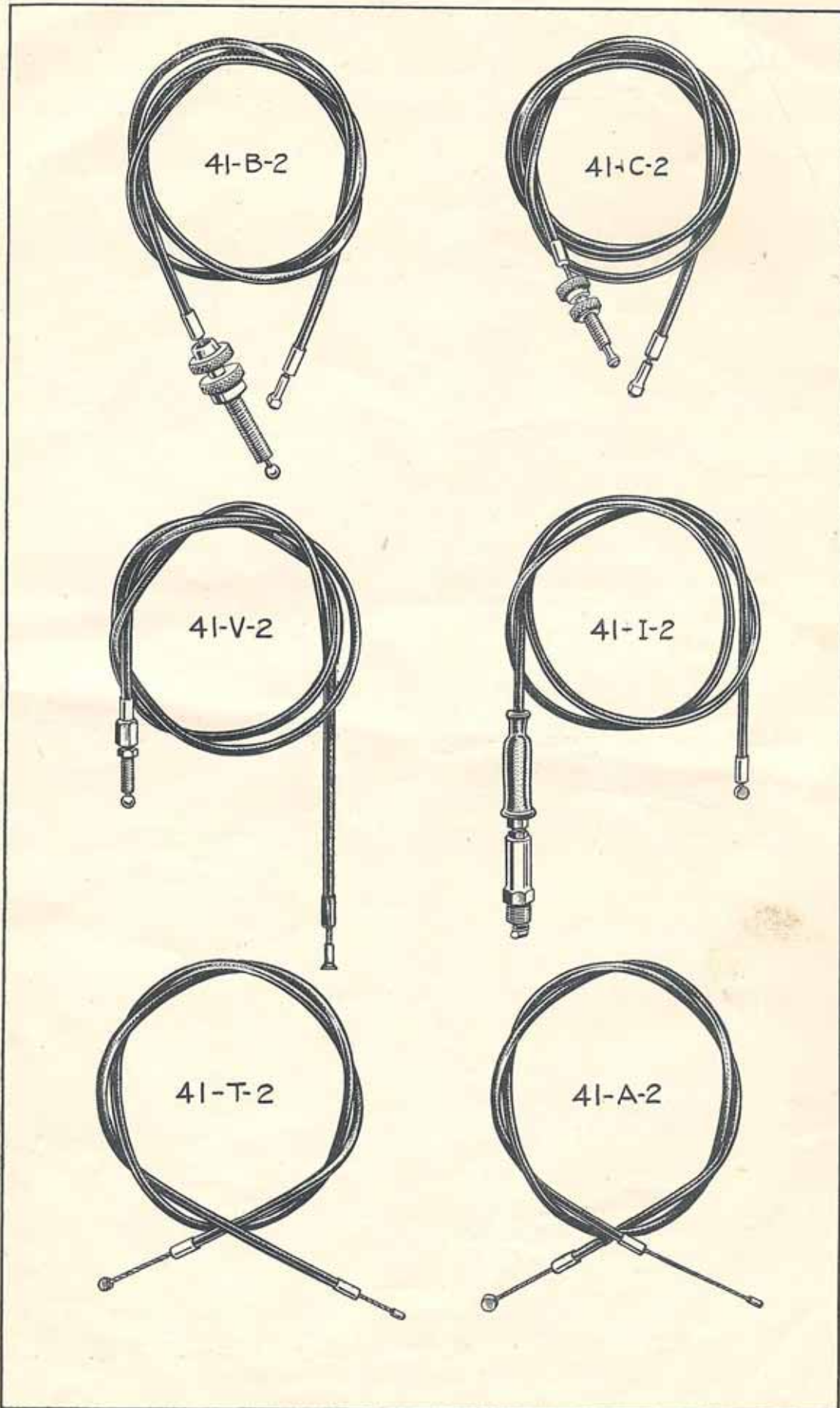
THE COMPLETE CONTROL CABLES LISTED IN THE FOLLOWING SIX PARAGRAPHS INCLUDE ALL THE PARTS THAT MUST BE THREADED ON THE INNER CABLES BEFORE THE NIPPLES ARE FITTED. THEY ARE ASSEMBLED READY FOR USE.

THE INNER WIRES DO NOT INCLUDE THE NIPPLES AND THE OUTER CASINGS DO NOT INCLUDE THE END FERRULES.

ALL PARTS ON THIS PAGE ARE SUITABLE FOR BOTH AMAL AND BOWDEN CONTROL LEVERS

Part Number.	Description.	Qty.	M.T. or Proprietary Part No.	Price Each.
				£ s. d.
FRONT BRAKE CABLE.				
41-B-2	Front brake cable, complete, assembled	1	...	4 3
12-44	Inner wire, only, 44 in. (finished length 42½ in.)	1	MT1/13462	9
40-058	Nipple, for inner wire, brake end	1	...	3*
18-088	Nipple, for inner wire, handlebar end	1	...	3*
12C-38½	Outer casing, only, 38½ in.	1	MT1/13465	1 0
12E	Ferrule, for outer casing	2	MT1/BN/PN991/1	1
16365	Knurled adjuster, for brake cable	1	...	1 0
16363	Lock nut, for knurled adjuster	1	...	4
16482	Yoke end, for front brake cable	1	...	10
STD-736	Pin, for yoke end	1	...	3
STD-14	Split pin, for yoke end pin	1	MT1/5649	0½
CLUTCH CABLE.				
41-C-2	Clutch cable, complete, assembled	1	...	4 9
12-52	Inner wire, only, 52 in. (finished length 50½ in.)	1	MT1/13462	9
4	Nipple, for inner wire, gearbox end	1	...	1
18-088	Nipple, for inner wire, handlebar end	1	...	3*
12C-47	Outer casing, only, 47 in.	1	MT1/13465	2 0
12E	Ferrule, for outer casing	2	MT1/BN/PN991/1	1
20876	Adjuster for clutch cable	1	...	5
STD-612	Lock nut, for cable adjuster	1	...	4
VALVE LIFTER CABLE.				
41-V-2	Valve lifter cable, complete, assembled	1	...	3 6
12-35	Inner wire, only, 35 in. (finished length 33½ in.)	1	MT1/13462	7
40-058	Nipple, for inner wire, engine end	1	...	3*
18-115	Nipple, for inner wire, handlebar end	1	...	2*
12C-30½	Outer casing, only, 30½ in.	1	MT1/13465	1 5
12E	Ferrule, for outer casing	2	MT1/BN/PN991/1	1
11751	Adjuster, for valve lifter cable	1	...	2
STD-622	Lock nut, for cable adjuster	1	...	2
IGNITION CONTROL CABLE.				
41-I-2	Ignition cable, complete, assembled (Interchanges with 39-I-1)	1	...	4 0
11-45	Inner wire, only, 45 in. (finished length 42½ in.)	1	MT1/13468	8
MC4	Nipple, for inner wire, magneto end	1	MT8/LU/455788	6
12-034	Nipple, for inner wire, handlebar end	1	...	2*
11C-39½	Outer casing, only, 39½ in.	1	MT1/13464	1 8
11E	Ferrule, for outer casing	2	MT1/1032	1
MC9	Rubber cap, for cable entry to magneto	1	MT8/LU/M2841/4	3
MC7-8	Cable adjuster, with lock nut	1	MT8/LU/111591	5
MC6	Cable sleeve (screws into magneto)	1	MT8/LU/2642/2	6
MC5	Cable return spring	1	MT8/LU/2642/4	2
THROTTLE CONTROL CABLE.				
41-T-2	Throttle cable, complete, assembled	1	...	3 3
11-41	Inner wire, only, 41 in. (finished length 39½ in.)	1	MT1/13468	8
1482	Nipple, for inner wire, carburettor end	1	MT12/AM/1482	2
12-034	Nipple, for inner wire, handlebar end	1	...	2*
11C-36	Outer casing, only, 36 in.	1	MT1/13464	1 6
11E	Ferrule, for outer casing	2	MT1/1032	1
4-035	Cable adjuster	1	MT12/AM/4/035	4*
AIR CONTROL CABLE.				
41-A-2	Air cable, complete, assembled (Interchanges with 41-A-1)	1	...	3 3
11-38	Inner wire, only, 38 in. (finished length 37 in.)	1	MT1/13468	8
1482	Nipple, for inner wire, carburettor end	1	MT12/AM/1482	2
12-034	Nipple, for inner wire, handlebar end	1	...	2*
11C-32	Outer casing, only, 32 in.	1	MT1/13464	1 3
11E	Ferrule, for outer casing	2	MT1/1032	1
4-035	Cable adjuster	1	MT12/AM/4/035	4*

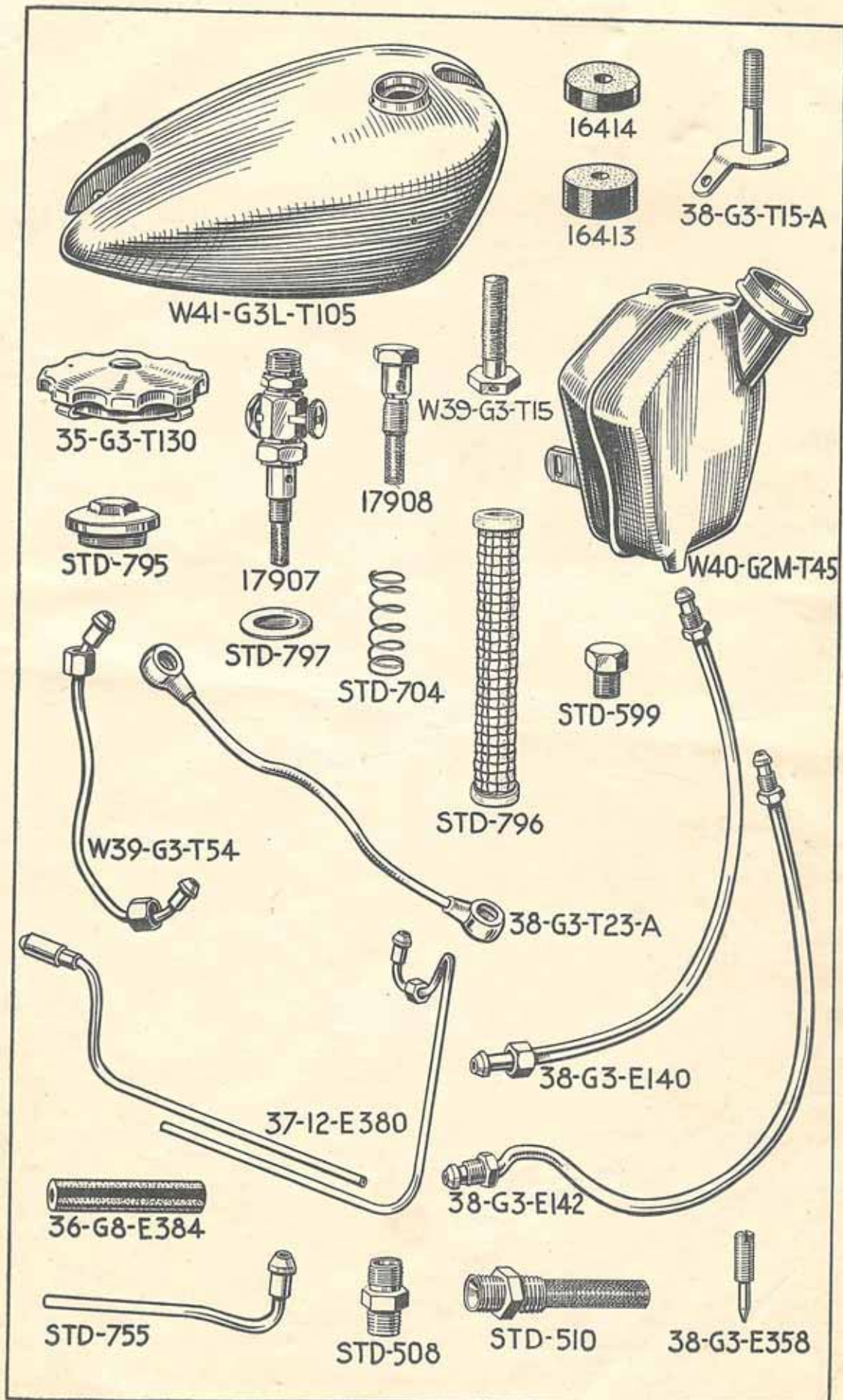
ALL PRICES, EXCEPT THOSE MARKED*, ARE SUBJECT TO 10% INCREASE.



TANK SECTION.

Part Number.	Description.	Qty.	M.T. or Proprietary Part No.	Price Each.
				£ s. d.
PETROL TANK.				
41-G3L-T105	Petrol tank, bare	1	...	4 13 6
38-G3-T15A	Bolt, fixing tank to frame, front	2	...	6
38-G3-T15A	Bolt, fixing tank to frame, rear, right	1	...	6
W39-G3-T15	Bolt, fixing tank to frame, rear, left	1	...	6
16413	Rubber pad, thick, for tank fixing bolts	4	...	2
16414	Rubber pad, thin, for tank fixing bolts	3	...	2
There is no Thin Rubber Pad on the rear left tank fixing bolt.				
STD-173	Metal washer, for tank fixing bolts	5	...	2
There are two metal washers on the rear left tank fixing bolt.				
PETROL TANK FITTINGS.				
35-G3-T130	Filler cap, for petrol tank	1	...	3 0
AT-30-C	Washer, only, for filler cap	1	...	3
17907	Tap, for petrol supply	1	...	3 0
17908	Banjo pin, for tank connection pipe	1	...	1 9
STD-200	Fibre washer, small, for tap and pin	2	MT1/40476	2
STD-201	Fibre washer, large, for tap and pin	2	MT1/37033	2
38-G3-T57-L	Wing emblem, for tank, left side	1	...	1 6
38-G3-T57-R	Wing emblem, for tank, right side	1	...	1 6
D5-T500-L	Embossed letter M, for tank, left side	1	Not Serviced	1 6
D5-T500-R	Embossed letter M, for tank, right side	1		1 6
STD-150	Screw, fixing letter M and wing emblem	4	...	2
OIL TANK.				
W40-G2M-T45	Tank, bare (interchanges with 40-G3-T45)	1	...	1 2 6
35-G3-T130	Filler cap, for oil tank	1	...	3 0
AT-30-C	Washer, only, for filler cap	1	...	3
STD-599	Drain plug, for oil tank	1	MT1/9362	3
STD-200	Washer, fibre, for drain plug	1	MT1/40476	2
STD-796	Felt filter, or cartridge	1	...	2 6
STD-704	Spring, for felt filter	1	...	4
STD-797	Dished washer, for filter spring	1	...	3
STD-795	Screwed cap, for filter compartment	1	...	1 6
STD-583	Cork washer, for compartment cap	1	...	2
For nuts and washers fixing the oil tank to the frame see BATTERY CARRIER, page 36. For the bolt, spacers, washers and nut fixing the oil tank to the rear mudguard, see REAR MUDGUARD, page 18.				
PETROL PIPE AND FITTINGS.				
W39-G3-T54	Feed pipe, complete with nuts	1	...	3 0
38-G3-T23-A	Tank connection pipe with banjo unions	1	...	4 0
STD-500	Banjo union, for tank connection pipe	2	...	8
OIL PIPES.				
38-G3-E140	Feed pipe, tank to engine, with nuts	1	...	3 6
37-12-E380	Feed pipe, pump to rocker box, with nuts	1	...	2 6
38-G3-E142	Return pipe, engine to tank, with nuts	1	...	3 6
STD-755	Oil discharge pipe, for release valve	1	...	1 0
36-G8-E384	Rubber connection, for rocker box feed pipe	1	...	6
The feed pipe to rocker box (37-12-E380) is in two pieces. The price includes the union nuts but NOT the rubber connection.				
OIL PIPE FITTINGS.				
STD-508	Oil union, in rocker box	1	...	4
STD-510	Oil union, with filter, in oil tank, for main feed	1	...	1 4
STD-504-N	Union nut, for rocker feed, top end	1	...	4
37-12-E385	Union nut, for rocker feed, bottom end	1	...	1 0
STD-504-N	Union nut, for oil discharge pipe	1	...	4
38-G3-E358	Needle adjusting screw	1	...	5
STD-290	Lock nut, for needle adjusting screw	1	...	2
The needle adjusting screw (38-G3-E358) screws into the right-hand side of the cylinder head and regulates the oil supply to the inlet valve guide.				

ALL PRICES, EXCEPT THOSE MARKED *, ARE SUBJECT TO 10% INCREASE.



WHEEL AND BRAKE SECTION.

A FRONT WHEEL COMPLETE, WITH ALL FITTINGS, INCLUDES ALL BRAKE PARTS AND HUB BEARINGS, SPINDLE WITH WASHER AND NUT, BUT DOES NOT INCLUDE THE TYRE.

Part Number.	Description.	Qty.	M.T. or Proprietary Part No.	Price Each.
				£ s. d.
FRONT WHEEL.				
W41-G3L-H45A	Wheel, with all fittings	1	...	4 12 0
W41-G3L-H45	Wheel, less all fittings	1	...	2 3 0
W41-G3L-H20	Rim, 19 in. by 2½ in. (same as 40-G3WO-H20)	1	...	11 6
W41-G3L-H51	Spoke, left, 5½ in. by 8 G by 10 G	20	...	2
12399	Spoke, right, 8 ⅞ in. by 9 G by 11 G	20	...	2
20678	Nipple, for spoke, left	20	...	1
20680	Nipple, for spoke, right	20	...	1
W40-G2M-H19	Hub shell, with brake drum, bare	1	...	1 10 0
STD-54	Grease nipple, angular, for hub shell	1	MT1/TT/8655	6

FRONT WHEEL BEARINGS.

40-G12M-H10	Spindle, with roller bearings	1	...	14 0
11909	Felt washer, for bearing	2	...	2
11910	Spring ring, for bearings	1	...	2
11911	Cup, for felt washer	1	...	3
11912	Spacing ring, for felt washer	1	...	2
11913	Retaining ring, for felt washer	3	...	6
11914	Lock nut, for bearing adjusting ring	1	...	1 3
11915	Adjusting ring, for bearings	1	...	1 6
40-G12M-H47	Nut, locating front brake cover plate	1	...	3
40-G12M-B100	Washer, locating front brake cover plate	1	...	4
40-G12M-H46	Nut, outside, front brake cover plate	1	...	9
STD-1	Nut, left, for spindle	1	...	3
STD-8	Washer, for spindle	1	MT1/9731	1

A REAR WHEEL, COMPLETE WITH ALL FITTINGS, INCLUDES ALL BEARINGS ASSEMBLED, BUT DOES NOT INCLUDE THE CENTRE SOLID SPINDLE, AXLE WASHERS, AXLE NUTS, BRAKE PARTS, SPEEDOMETER DRIVE, SPROCKET AND TYRE.

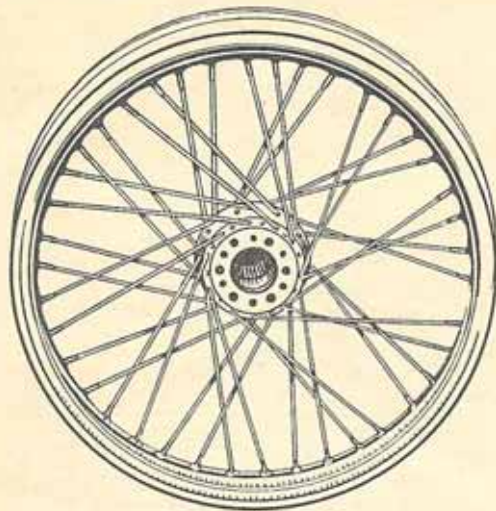
REAR WHEEL.

W41-G3L-H31A	Wheel, with all fittings	1	...	3 13 6
W41-G3L-H31	Wheel, less all fittings	1	...	2 10 6
W41-G3L-H21	Rim, 19 in. by 2½ in. (same as 40-G3WO-H21)	1	...	11 6
39-8-H54	Spoke, 8 ⅞ in. by 6 G by 9 G (left or right)	40	...	2
12344	Nipple, for spoke (left or right)	40	...	1
W41-G3L-H2	Hub shell, bare	1	...	1 7 9
STD-54	Grease nipple, angular, for hub shell	1	MT1/TT/8655	6
41-G3-H132	Security bolt, for tyre	1	MT14/26273	3 3

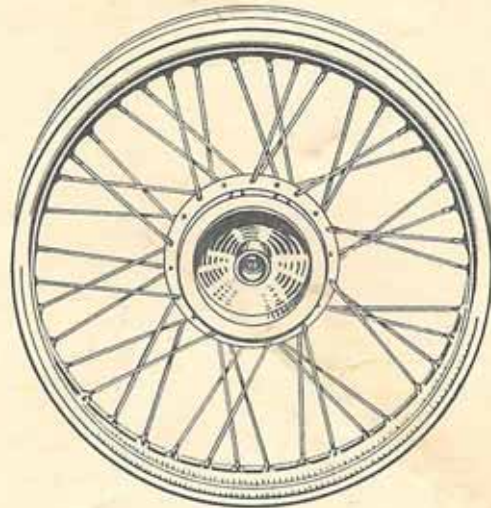
REAR WHEEL BEARINGS.

11905	Hollow spindle, with roller bearings	1	...	17 6
11909	Felt washer, for bearings	2	...	2
11910	Spring ring, for bearings	1	...	3
11911	Cup, for felt washer	1	...	2
11912	Spacing ring, for felt washer	1	...	6
11913	Felt retaining ring, small hole	3	...	1 3
11914	Lock nut, for bearing adjusting ring	1	...	1 6
11915	Adjusting ring for bearings	1	...	2 6
W41-G3L-H4-A	Centre solid spindle	1	...	3
W41-G3L-H106	Distance piece, for spindle (next to cover plate)	1	...	5
W41-G3L-B54	Distance piece, for spindle (fits in fork end)	1	...	3
W41-G3L-H26-S	Distance piece, for speedometer gear box	1	...	3
STD-2	Nut, left, for solid spindle	2	...	3
STD-9	Washer, for solid spindle	2	...	1

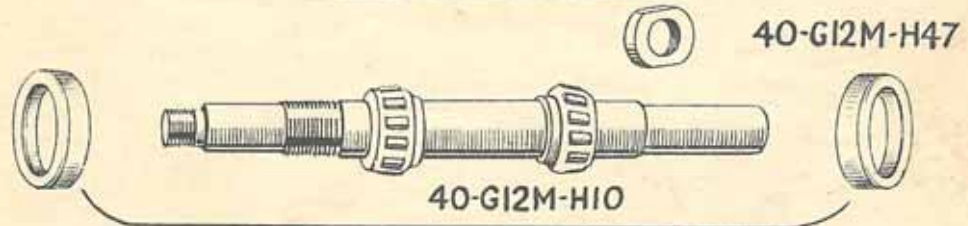

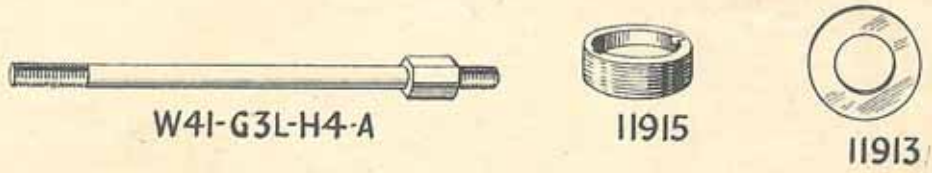
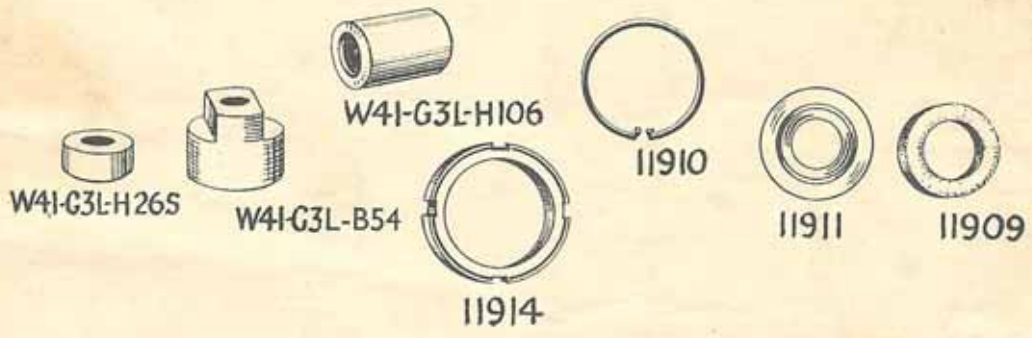
ALL PRICES, EXCEPT THOSE MARKED *, ARE SUBJECT TO 10% INCREASE.



W41-G3L-H31



W41-G3L-H45



Part Number.	Description.	Qty.	M.T. or Proprietary Part No.	Price Each.
				£ s. d.
FRONT BRAKE.				
W40-G2M-B115	Brake drum, bare.....	1	...	10 6
STD-140	Screw, fixing brake drum to hub shell.....	8	...	2
40-G12M-B60	Cover plate, for brake shoes.....	1	...	12 0
40-G12M-B7F	Anchor bolt, for brake cover plate.....	1	...	10
STD-11	Washer, for anchor bolt.....	1	MT5/15348	1
STD-4	Nut, for anchor bolt.....	1	...	2
STD-14	Split pin, for brake anchor bolt.....	1	MT1/5649	0½
3836-3	Pair of Brake linings, less rivets.....	1	...	2 3
STD-105	Set of Rivets, for brake linings.....	16	MT5/16073	3
20408	Spring, for brake shoes.....	2	...	2
36-12-B51	Expander, or cam, for brake shoes.....	1	...	2 6
40-G12M-B65	Lever, for brake shoe expander.....	1	...	3 3
STD-51	Grease nipple, for brake expander.....	1	MT1/TT/P6½B.S.F.	2
STD-174	Washer, for brake expander.....	1	...	1
STD-4	Nut, for brake expander.....	1	...	2
41-12-B71-A	Pair of Brake shoes, with linings and collars.....	1	...	9 4
41-8-B73	Brake expander thrust collar, adjusting.....	2	...	1 0

REAR BRAKE.

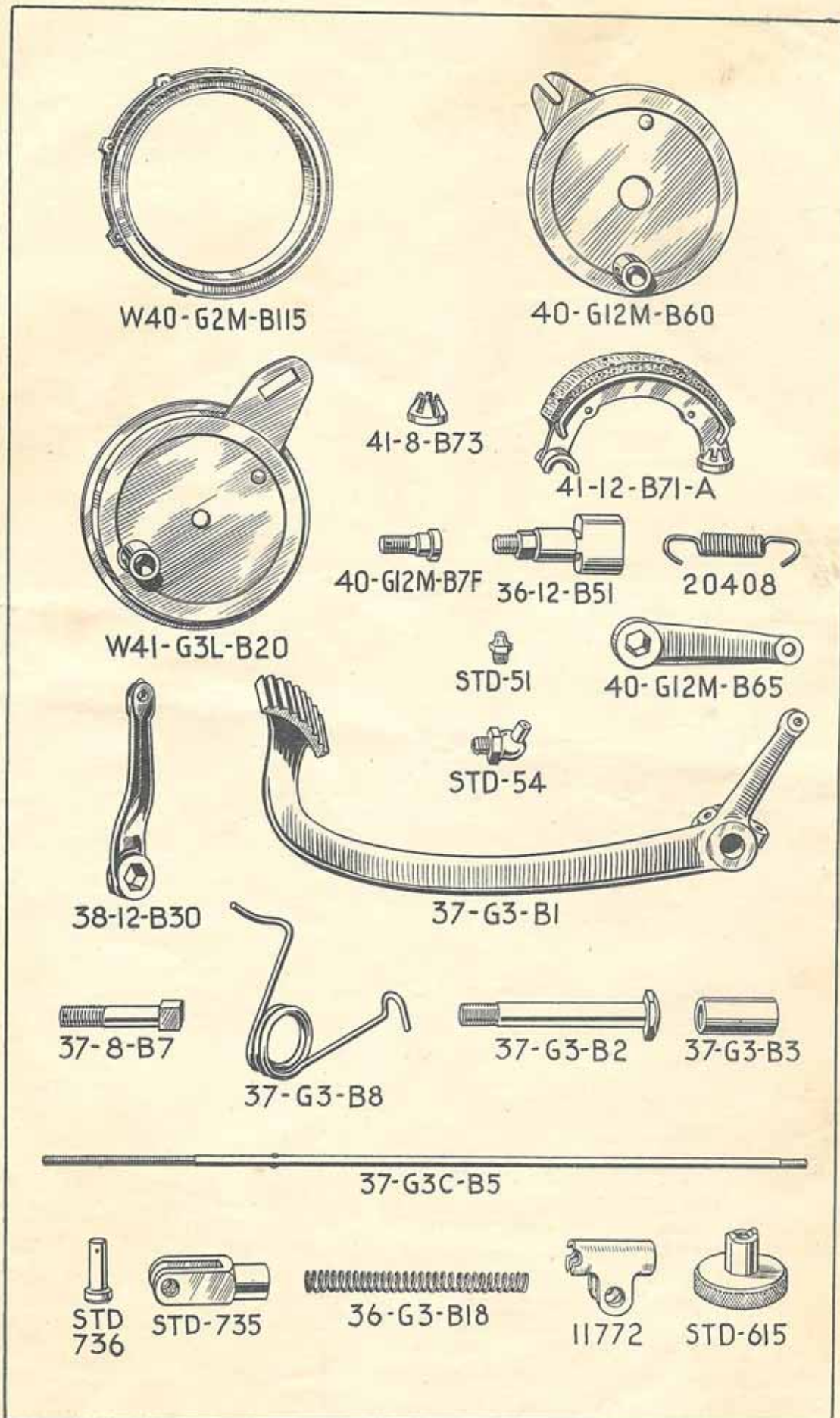
W41-G3L-B20	Brake cover plate, bare.....	1	...	13 0
37-8-B7	Anchor bolt, for brake cover plate.....	1	...	5
STD-3	Nut, for brake cover plate anchor bolt.....	1	...	2
STD-73	Lock nut, for brake cover plate anchor bolt.....	1	...	2
STD-6	Split pin, for brake cover plate anchor bolt.....	1	MT1/5649	0½
3836-3	Pair of Brake linings, less rivets.....	1	...	2 3
STD-105	Set of Rivets, for brake linings.....	16	MT5/16073	3
20408	Spring, for brake shoes.....	2	...	2
36-12-B51	Expander, or cam, for brake shoes.....	1	...	2 6
38-12-B30	Lever, for brake expander.....	1	...	2 6
STD-51	Grease nipple, for brake expander.....	1	MT1/TT/P6½B.S.F.	2
STD-174	Washer, for brake expander.....	1	...	1
STD-4	Nut, for brake expander.....	1	...	2
41-12-B71-A	Pair of Brake shoes, with linings and collars.....	1	...	9 4
41-8-B73	Brake expander thrust collar, adjusting.....	2	...	1 0

For the rear brake drum and sprocket, fixing bolts and nuts, see the TRANSMISSION SECTION, page 10.

REAR BRAKE OPERATING PARTS.

37-G3-B1	Rear brake foot pedal.....	1	...	7 6
37-G3-B3	Bush, for foot pedal.....	1	...	6
STD-54	Grease nipple, angular, for foot pedal.....	1	MT1/TT/8655	6
37-G3-B2	Spindle, for foot pedal.....	1	...	9
STD-9	Plain washer, for foot pedal spindle.....	2	...	1
STD-194	Spring washer, for foot pedal spindle.....	1	MT5/9673	1
STD-2	Nut, for foot pedal spindle.....	1	...	3
37-G3-B8	Return spring, for foot pedal.....	1	...	6
STD-345	Adjusting bolt, for foot pedal.....	1	...	3
STD-5	Lock nut, for pedal adjusting bolt.....	1	...	2
37-G3C-B5	Brake rod, bare.....	1	...	3 0
STD-735	Yoke end, for front end of rod.....	1	...	10
STD-736	Pin, for yoke end.....	1	...	3
STD-14	Split pin, for yoke end pin.....	1	MT1/5649	0½
36-G3-B18	Spring, for brake rod.....	1	...	3
STD-178	Washer, for brake rod spring.....	1	...	1
11772	Adjusting clip, for rear end of brake rod.....	1	...	1 6
STD-736	Pin, for adjusting clip.....	1	...	3
STD-14	Split pin, for adjusting clip pin.....	1	MT1/5649	0½
STD-615	Knurled adjusting nut, for brake rod.....	1	...	1 9

ALL PRICES, EXCEPT THOSE MARKED *, ARE SUBJECT TO 10% INCREASE.



ELECTRICAL SECTION.

Part Number.	Description.	Qty.	M.T. or Proprietary Part No.	Price Each.
£ s. d.				
MAGNETO (LUCAS). NI/I/AO.				
37-G3-E76	Platform, for magneto	1		4 6
STD-341	Bolt, fixing magneto, right, long.	2		3
STD-340	Bolt, fixing magneto, left, short.	2		3
STD-12	Washer, for magneto fixing bolts	4	MT5/9727	1
STD-4	Nut, left, for platform front fixing bolt.	1		2
35-G3-E56	Nut, right, for platform front fixing bolt.	1		9
STD-11	Washer, for platform front fixing bolt.	2	MT5/15348	1
	Magneto, type NI/OAO		†MT8/LU/454229	
	Cup, insulating.		†MT8/LU/451379	
	Washer, leather.		†MT8/LU/M2643/3	
	Stud, C/B end plate locating.		†MT8/LU/M2976/4	
	Holder, C/W carbon and spring (earth)		†MT8/LU/455191	
	Carbon and spring (earth)		†MT8/LU/455190	
	Pick up assembly.		†MT8/LU/463066	
	Carbon and spring for pick up.		†MT8/LU/451260	
	Nut, H.T. lead retaining.		†MT8/LU/M3156/4	
	Washer, cable end.		†MT8/LU/185008	
	Washer, pick up seating.		†MT8/LU/455622	
	Armature assembly.		†MT8/LU/454593	
	Ring, slip.		†MT8/LU/M255/2	
	Washer, linen.		†MT8/LU/164334	
	Thrower, oil.		†MT8/LU/463944	
	Washer, shim, .045 thick.		†MT8/LU/455634	
	Bearing D/E and C/B end.		†MT7/46984	
	Nut, shaft, D/E.		†MT5/19623	
	Washer, shaft, D/E.		†MT8/LU/140074	
	Plate assembly, C/B end.		†MT8/LU/454176	
	Washer, end plate packing, .005 thick.		†MT8/LU/452907	
	Washer, linen.		†MT8/LU/450415	
	Screw, end plate seal.		†MT8/LU/122124	
	Control set of parts.		†MT8/LU/463107	
	Plunger, control.		†MT8/LU/454969	
	Barrel, control.		†MT8/LU/M2642/2	
	Spring, control.		†MT8/LU/M2642/4	
	Nipple, control.		†MT8/LU/455788	
	Screw, stop, adjusting control.		†MT8/LU/111591	
	Nut, lock, control cable stop.		†MT8/LU/170091	
	Washer, lock, control.		†MT8/LU/M3550/2	
	Cup, rubber, control.		†MT8/LU/M2841/4	
	Cam.		†MT8/LU/M2644/2	
	Ring, jump type, for cam.		†MT8/LU/M2646/1	
	Screw, timing.		†MT8/LU/M3207/2	
	Cover, C/B.		†MT8/LU/M2648/1	
	Pin and spring assembly.		†MT8/LU/451315	
	Breaker, contact, assembly, complete.		†MT8/LU/MLCB1	
	Base, contact breaker.		†MT8/LU/M2649/3	
	Bush, insulating, centre C/B.		†MT8/LU/M2679/4	
	Screw, carrier, spring, C/B.		†MT8/LU/M2687/3	
	Bush, insulating.		†MT8/LU/M2687/2	
	Contact set.		†MT8/LU/484098	
	Nut, contact screw.		†MT8/LU/M2580/3	
	Spring, C/B, back.		†MT8/LU/M2688/3	
	Screw, fixing spring.		†MT8/LU/M2688/4	
	Tappit.		†MT8/LU/M2687/1	
	Screw, C/B fixing.		†MT8/LU/M1290/1	
	Washer, locking.		†MT8/LU/M2689/1	
DYNAMO FIXING PARTS.				
35-G3-E275	Locating plate, for dynamo.	1		9
STD-44	Screw, fixing locating plate to dynamo	2		2
STD-178	Washer, for locating plate screw.	2		1
FE-76	Strap, clamping dynamo.	1		1 6
STD-791	Hinge pin, for clamping strap.	1		4
35-G3-E277	Threaded collar, for strap eye.	1		5
41-G3L-E280	Bolt, tightening, for clamping strap (Interchanges with 35-G3-E280)	1		8
35-G3-E279	Square crossbar, for clamping strap.	1		9

The magneto platform is mounted above the rear engine plates. The rear end is secured by the bolt on the seat tube bottom lug (see Frame parts, page 16), and the forward end is secured by the dynamo strap square crossbar (listed above) which is threaded on both ends and the nuts and washers (STD-4, 35-G3-E56 and STD-11), listed in the magneto group, above, fit on that bar.

ALL PRICES, EXCEPT THOSE MARKED *, ARE SUBJECT TO 10% INCREASE.

† STORES DEPOT ISSUE ONLY.

Part Number.	Description.	Qty.	M.T. or Proprietary Part No.	Price Each.
DYNAMO. TYPE E3AR/AO5/1.				£ s. d.
	Dynamo, complete, type E3AR/AO5/1	†MT8/LU/200430	...
	Screw, pole fixing	†MT4/LU/L2146/5	...
	Coils, field set	†MT8/LU/200188	...
	Cover, band assembly	†MT8/LU/200435	...
	Screw, band cover	†MT5/18314	...
	Bracket assembly, D/E	†MT8/LU/200373	...
	Bearing, ball, complete D/E	†MT7/189289	...
	Armature complete	†MT8/LU/200370	...
	Key, Woodruff D/E	†MT8/LU/M450/1	...
	Bracket assembly, C/E	†MT8/LU/200032	...
	Springs, brush, set	†MT8/LU/200079	...
	Brushes, set	†MT8/LU/200290	...
	Bolt (through) fixing	†MT8/LU/L4989/3	...
	Bearing, C/E	†MT7/189284	...
VOLTAGE REGULATOR. TYPE MCR.				
	Voltage regulator complete	†MT4/LU/33020A	...
	Plate assembly, terminal clamping	†MT4/LU/390723	...
	Screw, fixing terminal plate	†MT4/LU/100713	...
	Sleeve, cable end	†MT3/LU/188818	...
	Cover	†MT4/LU/390460	...
	Clip, spring, cover retaining	†MT4/LU/390461	...
STD-70	Bolt, fixing regulator to frame	2	...	2
STD-12	Washer, for regulator fixing bolt	2	MT5/9727	1
STD-5	Nut, for regulator fixing bolt	2	...	2
BATTERY.				
PUW/7E	Battery, complete with lid (uncharged)	1	MT4/80230	1 0 0
S-2171-1B	Battery lid, only	1	MT4/LU/S2171/1B	1 6
HEAD LAMP. TYPE DU-42.				
50027A	Lamp, head, electric, 6 volt, S.B.C., S.C.C., fixed reflector, fork bracket mntg., Lucas Type DU-42	1	†MT3/LU/DU42/MAG	3 0 0
364461	Ammeter, 8-0-8 amp., charge and discharge	1	†MT3/LU/364461	7 6
515677	Body assembly	†MT3/LU/515677	...
112209	Bolt, fixing lamp to bracket	†MT3/LU/112201	...
70	Bulb, elect. lamp, 6/7 volt 24 watt, S.B.C.	1	†MT3/12534	2 9
200	Bulb, elect. lamp, 6/7 volt 3 watt, S.B.C.	1	†MT3/47174	1 0
516047	Clip (catch), fixing front to body	†MT3/LU/516047	...
N890	Clip (ring), complete with screw for bulb holder	†MT3/LU/N890	...
560876	Frame for fixing glass	†MT3/LU/560876	...
50000C	Front, complete with glass and mask assembly	†MT3/84604	...
560862	Glass	†MT3/LU/560862	...
560877	Gasket, rubber, for glass	†MT3/LU/560877	...
SK49	Handle, complete with fixing screws and washers, for switch	†MT3/LU/351567	...
504801	Holder, bulb, S.B.C.	†MT3/LU/504801	...
165050	Nut, for screw fixing frame to glass	†MT3/LU/165334	...
NB398/36	Reflector, less bulb holders, C/W cork ring and fixing wires	†MT3/LU/NB398/36	...
515191	Reflector, back shell C/W bulb holder	†MT3/LU/515191	...
364010	Ring, rubber, for ammeter	†MT3/LU/364010	...
NC359/20	Ring, rubber, for glass	†MT6/8223	...
120514	Screw, grub, for switch	†MT3/LU/120514	...
117541	Screw, fixing frame, for glass	†MT5/18288	...
351541	Switch, complete	1	†MT3/LU/351541	6 6
137141	Washer, for bolt fixing lamp to bracket	†MT5/9728	...
188366	Washer, shakeproof, for screw fixing frame for glass	†MT5/13715	...
161374	Washer, fibre, for screw fixing frame for glass	Local Manufacture	...
NC309-6	Washer, Langite, for reflector	†MT3/LU/NC309/6	...
NB398-10	Wire, fixing back shell reflector	†MT3/LU/NB398/10	...
NB317-41	Wire, spring, retaining reflector	†MT3/LU/NB317/41	...
NB398-3	Wire, fixing front	†MT3/LU/NB398/3	...
LAMP FIXING BRACKETS.				
W41-G3L-FF74-L	Lamp stay, or bracket, top, left	1	...	6
W41-G3L-FF74-R	Lamp stay, or bracket, top, right	1	...	6
W41-G3L-FF73-L	Lamp stay, or bracket, bottom, left	1	...	6
W41-G3L-FF73-R	Lamp stay, or bracket, bottom, right	1	...	6

The top stays are secured by the speedometer bracket fixing bolts and the bottom stays by the fork crown pinch bolts. (Page 16.)

ALL PRICES, EXCEPT THOSE MARKED*, ARE SUBJECT TO 10% INCREASE.
 † STORES DEPOT ISSUE ONLY.

Part Number.	Description.	Qty.	M.T. or Proprietary Part No.	Price Each.
--------------	--------------	------	------------------------------	-------------

£ s. d.

REAR LAMP TYPE L-WD-MCTI.

L-WD-MCTI	Rear lamp, complete, less bulb.....	1	... MT3/WD/MCT1	... 5 9
	Case, C/W ruby glass.....		... †MT3/LU/525890	...
	Bulb holder, set of parts.....		... †MT3/LU/525897	...
	Connection for lead.....		... †MT3/LU/SA147	...
200	Bulb, 6 v. by 3 w.....	1	... MT3/47174	... 1 0

BOLTS—FIXING REAR LAMP.

STD-70	Bolt, fixing rear lamp to mudguard.....	2 2
STD-12	Washer, plain, for lamp fixing bolt.....	2	... MT5/9727	... 1
STD-5	Nut, for lamp fixing bolt.....	2 2

ELECTRICAL SUNDRIES.

	Cable, L.T. wiring.....		... †MT4/12011	...
	Cable, H.T.....		... †MT4/7930	...
	Resistor.....		... †MT4/21386	...
	Connector (Immobilizer).....		... †MT4/18869	...
	Plug, sparking.....		... †MT4/29943	...
	Horn.....		... †MT3/4562	...
	Switch (push type), horn.....		... †MT4/13917	...

BATTERY CARRIER.

W36-G3-E185	Battery carrier, complete.....	1 8 6
W36-G3-E181-A	Back portion of carrier, bare.....	1 4 0
W39-G3-E182	Front portion of carrier, bare.....	1 3 4
XE-184	Hinge pin, for battery carrier front.....	1 2
AE-180	Battery carrier clamping bolt.....	1 4
AE-178	Seat, for battery clamping bolt.....	1 3
AE-177	Nut, for battery clamping bolt.....	1 5
STD-4	Nut, fixing carrier to main frame.....	2 2
STD-174	Washer, for battery carrier fixing bolt.....	2 1
DE-181-B	Stay, from carrier to chain guard.....	1 6
STD-40	Screw, fixing stay to battery carrier.....	1 1
STD-12	Washer, for stay fixing screw.....	1	... MT5/9727	... 1

HORN FIXING BOLT.

STD-402	Bolt, fixing horn to plate on frame.....	1 4
STD-10	Washer, for horn fixing bolt.....	1	... MT5/9729	... 1
STD-3	Nut, for horn fixing bolt.....	1 2

ALL PRICES, EXCEPT THOSE MARKED *, ARE SUBJECT TO 10% INCREASE.

† STORES DEPOT ISSUE ONLY.

ACCESSORY SECTION.

Part Number.	Description.	Qty.	M.T. or Proprietary Part No.	Price Each.
				£ s. d.
SPEEDOMETER.				
S-433-M,	Speedometer head, only, non-trip, 80 m.p.h.	1	MT1/SM/433-M-EX	1 7 6*
N-1253	Nut, fixing head to bracket.	2	MT5/15915	2*
W-7216	Washer, for head fixing nut.	2	MT5/49947	0 1/2
53395-1-54	Driving cable, complete, 54 in. long.	1	MT1/SM/53395/54	16 6 1/2
52108-54	Inner cable, only, 54 in. long.	1	MT1/SM/53398/54	8 3*
53398-1-54	Outer cable, only, 54 in. long.	1	Not serviced	8 3*
W41-G3L-F311	Clip, for outer cable.	1		2
STD-450	Screw, for outer cable clip.	1		1
STD-190	Washer, for outer cable clip screw.	1		1
52283-2	Gearbox complete.	1		1 5 0*
40-G12M-FF78	Bracket, for speedometer head.	1		6
STD-342	Bolt, fixing speedometer bracket.	2		2
STD-12	Washer, for speedometer bracket bolt.	2	MT5/9727	1
TOOLS.				
17520	Tool bag.	1	MT2/6704	2 6
LTK-13	Screwdriver.	1	MT2/5249	9
LTK-15	Pliers.	1	MT2/12153	1 6
11024	Gudgeon pin circlip pliers.	1	MT2/30786	1 0
LTK-20	Grease gun.	1	MT1/TT/Type 7MC	4 0
38-G3-EQ2	Tyre inflator.	1	MT1/31286	3 9
W40-G3-TK29	Tyre lever.	3	MT2/18571	9
W41-G3L-TK1	Spanner, double end, 3/8 in. by 1/2 in.	2	MT2/3969 & 3972	1 6
W41-G3L-TK2	Spanner, double end, 1/2 in. by 3/4 in.	1	MT2/3972 & 3976	2 3
RTK-3	Spanner, triple end, .80 in. by 1.011 in. by 1.200 in..	1		1 0
17634	Spanner, box, for sparking plug (with tommy bar)	1		1 0
17634/T	Bar, tommy, for sparking plug spanner.	1	MT2/44930	2
RTK-1	Spanner, for dynamo chain adjustment.	1		6
11914-S	Spanner, for hub lock nut. (Interchanges with 11717)	1		1 9
LTK-5	Spanner, for contact breaker points.	1	MT2/50750	8
LTK-12	Adjustable wrench.	1	MT2/10994	4 0
TOOL BOX.				
W40-G3-F45-T	Tool box, bare.	1		12 6
37-8-F53	Knurled screw, for tool box lid.	1		1 0
STD-189	Spring washer, for tool box lid screw.	1		1
STD-5	Nut, for tool box lid screw.	2		2
STD-346	Bolt, front, fixing box to seat stay.	1		3
STD-346	Bolt, rear, fixing box to seat stay.	1		3
RC-28	Spacer, for seat stay bolt.	2		3
STD-12	Washer, for seat stay bolt.	2	MT5/9727	1
STD-5	Nut, for seat stay bolt.	2		2
W40-G3-F158	Stay, for tool box.	1		6
STD-361	Bolt, fixing stay to tool box.	1		2
STD-11	Washer, for tool box stay bolt.	1	MT5/15348	1
STD-4	Nut, for tool box stay bolt.	1		2

For the bolt fixing the tool box stay to the mudguard stay, see " Bolt, fixing guard to front of stay, right " in " REAR MUDGUARD," page 18.

CABLE CLIPS.

STD-523	Clip, 4 inches long.	4	} MT4/24496	21*
STD-522	Clip, 3 inches long.	3		21*
STD-524	Clip, 4 1/2 inches long.	2		3*
STD-520	Clip, 1 1/2 inches long.	3		1 1/2*
STD-525	Strip pliable clip.	2		1

The Cable Clips are used to retain the Control and Electric Lighting cables.

ALL PRICES, EXCEPT THOSE MARKED * ARE SUBJECT TO 10% INCREASE.

Part Number.	Description.	Qty.	M.T. or Proprietary Part No.	Price Each.
£ s. d.				
EQUIPMENT.				
167-5	Chain rivet extractor.....	1	MT2/2217	4 6*
110056-8207	Box of chain spares	1	MT11/23034	2 3*
W40-G3-TK24	Repair outfit.....	1	MT6/16287	1 6*
W40-G3-TK25	Webbing straps.....	2	MT1/13845	1 9*
W40-G3-TK28	Insulating tape.....	1	MT1/2250	9*

Each box of chain spares includes :—

- 2 Single connecting chain links.
- 1 Chain inner link.
- 1 Double cranked chain link.
- 3 Spring clip fasteners.

PANNIER BAGS.

W41-G3L-EQ26-L/R	Frame, carrying pannier bag	2	...	19 9 ⁰
STD-343	Bolt, fixing pannier frame to rear carrier	4	...	2
STD-633	Spacer, for pannier frame fixing bolt.....	4	...	2
STD-12	Washer, for pannier frame fixing bolt	4	MT5/9727	1
STD-5	Nut, for pannier frame fixing bolt.....	4	...	2
W41-G3L-F250-L	Bracket (long), for bottom of left frame	1	...	6 ⁰
W41-G3L-F250-R	Bracket (short), for bottom of right frame.....	1	...	6 ⁰
STD-70	Bolt, fixing bracket to motorcycle frame.....	2	...	2
STD-191	Washer, spring, for bracket to frame bolt.....	2	MT5/49947	1
STD-5	Nut, for bracket to frame bolt	2	...	2
STD-70	Bolt, fixing bracket to pannier frame.....	2	...	2
STD-191	Washer, spring, for bracket to frame bolt.....	2	MT5/49947	1
STD-5	Nut, for bracket to frame bolt	2	...	2
W41-G3L-F423	Stay, connecting pannier bag frames.....	1	...	1 0 ⁰
STD-70	Bolt, fixing connecting stay to frames	4	...	2
STD-5	Nut, for connecting stay to frames bolts	4	...	2
W41-G3L-EQ7	Pannier bag (Webbing)	2	...	1 4 6 ⁰
W41-G3L-EQ7-S-S	Strap (Y), short, with buckle (Webbing)	1	...	3 9 ⁰
W41-G3L-EQ7-S-L	Strap (Y), long, plain (Webbing)	1	...	3 9 ⁰

GASKET SET.

INDIVIDUAL GASKETS AND WASHERS ARE LISTED IN THE GROUPS TO WHICH THEY BELONG. A COMPLETE SET OF ENGINE GASKETS CAN BE SUPPLIED, AS UNDER :—

41-WO-EQ5	Gasket set, for engine.....	1	Not Serviced	6 0*
-----------	-----------------------------	---	--------------	------

THE ABOVE SET OF GASKETS CONTAINS :—

2	37-8-E3	Paper washer, for cylinder base.
2	STD-582	Paper washer, for oil pump end caps.
1	37-8-E78	Paper washer, for timing gear cover.
1	STD-581	Compo washer, for carburetter.
1	STD-581	Compo washer, for carburetter packing piece.
1	39-8-E440	Compo washer, for rocker box.
2	38-G4-E368	Rubber gasket, for cover tube (top).
2	STD-691	Rubber gland, for cover tube (bottom).
1	38-G4-E65	Rubber fillet, for tappet cover.
3	STD-205	Fibre washer, for tappet cover nuts.
2	35-12-E73	Fibre washer, for tappet guides.
2	STD-201	Fibre washer (large) for petrol tap and pin.
2	STD-200	Fibre washer (small), for petrol tap and pin.
3	STD-203	Fibre washer, for oil hole screws in crankcase.
1	12268	Copper gasket, for cylinder head.

ALL PRICES, EXCEPT THOSE MARKED *, ARE SUBJECT TO 10% INCREASE

INDEX (DETAILED)

	Page		Page
Arm, rocker	6	Chamber, float	8
Axle, flywheel	2	Circlip, fork	16
Axle, rocker	6	Circlip, gudgeon pin... ..	2
Bag, pannier	38	Clips, control cable	37
Barrel, cylinder	2	Clutch	14
Battery	35	Control, air, Amal	24
Bearings, crankcase	4	Control, air, Bowden	22
Bearings, gear box	12	Control, brake, Amal	24
Bearings, wheel, front	30	Control, brake, Bowden	22
Bearings, wheel, rear	30	Control, clutch, Amal	24
Body, mixing	8	Control, clutch, Bowden	22
Bolts, crankcase	4	Control, exhaust, Amal	24
Bolts, gear box	12	Control, exhaust, Bowden	22
Bolts, lamp, rear	36	Control, ignition, Amal	24
Box, rocker	6	Control, ignition, Bowden	22
Box, tool	37	Control, parts, gear	14
Brackets, lamp, head	35	Cover, magneto chain case	4
Brake, front	32	Cover, timing gear	4
Brake, rear	32	Crankcase	4
Bush, camshaft	4	Damper, fork	16
Bush, crankcase	4	Dynamo, Lucas	35
Bush, gudgeon	2	Equipment	38
Cable, control, air	26	Fittings, control lever	22 & 24
Cable, control, brake	26	Fittings, exhaust pipe	6
Cable, control,	20	Fittings, oil pipes	28
Cable, control, exhaust	26	Fittings, petrol pipes	28
Cable, control, ignition	26	Fittings, petrol tank... ..	28
Cable, control, throttle	26	Fittings, silencer	6
Carburetter	8	Fittings, dynamo	34
Carrier, battery	36	Fittings, gear box	12
Carrier, pannier bag	38	Flywheel	2
Carrier, rear	20	Front Fork	16
Chains	10	Front Fork (assemblies)	18
Chaincase, front	20	Frame	16
Chainguard, rear	20		

(Continued on page 40)

INDEX (DETAILED)—CONTD.

	Page		Page
Gasket, cylinder head	2	Regulator	35
Gasket, rocker box	6	Rests, foot, pillion	20
Gasket, set of	38	Rests, foot, rider's	20
Gear box	10	Rod, connecting	2
Gears	12	Rod, push	6
Grip, dummy, Amal	24	Roller, crankpin	2
Grip, dummy, Bowden	22		
Grip, twist, Amal	24	Saddle	20
Grip, twist, Bowden	22	Seat, pillion	20
Guide, tappet	4	Shaft, gear box	12
Guide, valve	2	Shell, gear box	10
		Silencer	6
Handlebar	18	Speedometer	37
Head, cylinder	2	Spring, front fork	16
Horn	36	Spring, valve	2
		Sprocket, clutch	10
Jet, carburetter	8	Sprocket, dynamo	10
		Sprocket, engine	10
Kick-starter	14	Sprocket, gear box	10
		Sprocket, magneto	10
Lamp, head	35	Sprocket, wheel, rear	10
Lamp, rear	36	Stand, front	18
Lever, exhaust lift	6	Stand, prop	18
Liner, big-end	2	Stand, rear	18
Literature, relative	1	Sundries, electrical	36
Magneto	34	Tank, oil	28
Mudguard, front	18	Tank, petrol	28
Mudguard, rear	18	Tappet	4
		Tools	37
Numbers, contract	1	Tools, special	38
Numbers, engine	4	Transfers, name	20
Numbers, frame	1	Tube, push rod cover	6
Operating parts, brake, rear	32	Valve, carburetter	8
Operating parts, clutch	14	Valve, engine	2
Operating parts, gear box	12	Valve, release... ..	4
Pin, gudgeon	2	Wheel, front	30
Pipe, exhaust	6	Wheel, rear	30
Pipe, oil	28		
Pipe, petrol	28		
Piston	2		
Plate, compression	2		
Plunger, oil pump	4		

This document was created for free distribution in the AJS/Matchless Egroups - do not resell