

CONTRACT 294/C/S 12428 (CON. 23 B)

**Matchless**  
IN NAME & REPUTATION

# SPARES LIST

For **MATCHLESS**  
**MODEL 41-G3L**  
(WITH WAR OFFICE MODIFICATIONS)

**MOTOR CYCLES**

---

**350 c.c. O.H.V.**

---

**MATCHLESS**  
**MOTOR CYCLES**

(Proprietors) ASSOCIATED MOTOR CYCLES LIMITED



PRICE ONE SHILLING

# SPARES LIST

*for*

## 1941-G3L MATCHLESS MOTOR CYCLES

(With War Office Modifications)

FRAME NUMBERS BETWEEN  
25000 to 25199 (*inclusive*)

ENGINE NUMBERS BETWEEN  
41-G3L-40000 to 41-G3L-40199 (*inclusive*)

CONTRACT:  
294/C/S. 12428 (Con. 23 B)



*Compiled and Issued by the Manufacturers :*

### MATCHLESS MOTOR CYCLES

(Proprietors: ASSOCIATED MOTOR CYCLES LIMITED)

PRICE ONE SHILLING

EDITION 12428

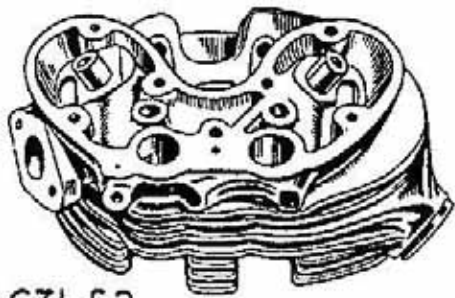
# ENGINE SECTION.

Description.	Qty.	Price Each.	Part Number.
£ s. d.			
<b>CYLINDER.</b>			
Cylinder barrel	1		W41-G3L-E1
Paper washer, for cylinder base and Compression plate	2		37-8-E3
Nut, retaining cylinder to crankcase	4		STD-217
Compression plate	1		W41-G3-E3-P
<b>CYLINDER HEAD.</b>			
Cylinder head, less valve guides	1		W41-G3L-E2
Cylinder head, with valve guides	1		W41-G3L-E2-ASS
Gasket, for cylinder head	1		12268
Bolt, securing head to barrel, left (short)	2		W41-G3L-E89-L
Bolt, securing head to barrel, right (long)	2		39-8-E89-R
Washer, for head fixing bolt	4		STD-10
Stud, fixing carburetter	2		37-8-E161
Nut, for carburetter stud	2		STD-4
<b>ENGINE VALVES.</b>			
Inlet valve	1		STD-676
Exhaust valve	1		STD-677
Guide, for valve (inlet or exhaust)	2		39-12-E148
Spring, inner, for valve	2		CE-211
Spring, outer, for valve	2		CE-212
Collar, for valve springs	2		V2-E209
Cup, for valve springs	2		39-8-E190
Distance sleeve, for valve spring cup	1		39-8-E191
Collet, for valve (each in two pieces)	2		STD-686
Cap (or thimble), for valve stem	2		STD-685
The Distance Sleeve DF-39-8-E191 is only fitted on the exhaust valve assembly.			
<b>PISTON.</b>			
Piston, bare	1		D3-E312
Ring, compression, for piston 69 mm. by $\frac{1}{8}$ in.	2		D3-E311
Ring, scraper, for piston 69 mm. by $\frac{1}{8}$ in.	1		38-G3-E111
Gudgeon pin, for piston	1		D3-E1614
Circlip, for gudgeon pin	2		STD-750
Piston, complete with gudgeon pin and rings	1		D3-E312-A
<b>THE FOLLOWING OVERSIZE PARTS CAN BE SUPPLIED</b>			
All are .020 in. oversize			
Piston, bare, oversize	1		O/D3-E312
Ring, compression, oversize	2		O/D3-E311
Ring scraper, oversize	1		O 38-G3-E111
Piston, complete, oversize	1		O D3-E312-A
<b>FLYWHEELS.</b>			
Flywheel, bare, timing side	1		W41-G3L-E25
Flywheel, bare, driving side	1		W41-G3L-E19
Axle, for timing side flywheel	1		STD-760
Axle, for driving side flywheel	1		37-G8-E20
Key, for driving side axle	2		STD-573
Nut, for timing side axle	1		STD-230
Nut, for driving side axle	1		STD-234
Lock screw, for timing side axle nut	1		STD-15
<b>CONNECTING ROD.</b>			
Connecting rod, with liner and bush	1		37-G8-E44
Liner, only, for big end bearing	1		37-G8-E16-A
Bush only, for gudgeon pin	1		L3-E89
Roller, for crankpin	30		STD-75
Cage, for crankpin rollers	1		37-G8-E18
Crankpin $\frac{1}{8}$ in. diameter shaft	1		39-G8-E17
Washer, for crankpin	2		39-G8-E118
Nut, for crankpin	2		STD-233

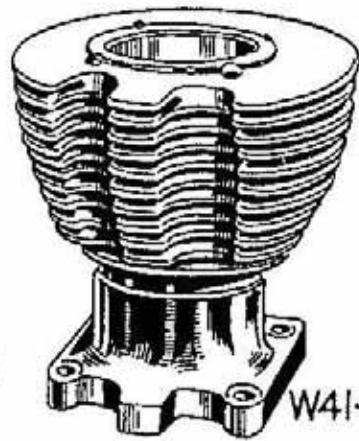
**OVERSIZE CRANKPIN ROLLERS, .001 in. OVERSIZE CAN BE SUPPLIED.**

The Part Number is O/STD-75

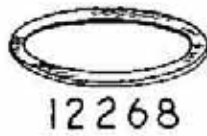




W41-G3L-E2



W41-G3L-E1



12268



W41-G3L-E89L



39-8-E89R



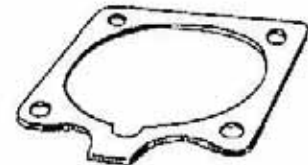
STD-677



39-12-E148



STD-676



W41-G3-E3-P



STD-217



D3-E312



CE-212



39-8-E190




V2-E209



CE-211



39-8-E191



D3-E1614



STD-686

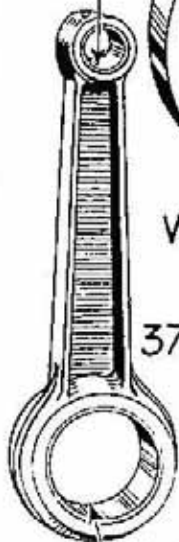


STD-685




STD-750

L3-E89



37-G8-E16-A



W41-G3L-E19

37-G8-E44



39-G8-E17



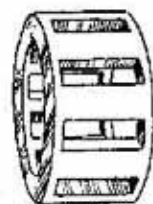
37-G8-E20



STD 760



W41-G3L-E25



37-G8-E18



39-G8-E118

Description.	Qty.	Price each.			Part Number.
		£	s	d.	
<b>CRANKCASE.</b>					
Crankcase, complete, Khaki-green.....	1	...	...	...	W-41-63-E108
Crankcase, driving side only.....	1	...	...	...	37-8-E30
Crankcase, timing side only.....	1	...	...	...	41-G3-E31

"CRANKCASE COMPLETE" includes all bronze bushes and the cylinder base studs, but does not include timing gear and magneto chain covers.

HALVES OF CRANKCASES must be matched in the factory. Therefore, it is necessary to send the sound half of the crankcase when ordering a new half.

Drain plug, for crankcase.....	1	...	...	...	STD-575
Plug screw, for crankcase oil holes.....	3	...	...	...	STD-485
Fibre washer, for oil hole screws.....	3	...	...	...	STD-203
Timing gear cover, with bushes, Khaki-green.....	1	...	...	...	35-G3-E32
Paper washer, for timing gear cover.....	1	...	...	...	37-8-E78
Dowel peg, locating timing gear cover.....	2	...	...	...	STD-577
Screw, fixing timing gear cover.....	5	...	...	...	STD-482
Magneto chaincase cover, Khaki-green.....	1	...	...	...	W41-G31-E29
Screw, fixing magneto chaincase cover.....	6	...	...	...	STD-484
Grease nipple, for magneto chaincase cover.....	1	...	...	...	STD-51
Cap, in timing gear cover, for cam bush.....	1	...	...	...	STD-765
Stud, for cylinder base.....	4	...	...	...	STD-300
Ball, for cylinder oil feed valve.....	1	...	...	...	STD-21
Plug, for cylinder oil feed valve.....	1	...	...	...	STD-576
Spring, for cylinder oil feed valve.....	1	...	...	...	STD-701

### CRANKCASE BEARINGS.

Bush, for timing side flywheel axle.....	1	...	...	...	41-G3-E27
Rollers and cage, for timing side axle.....	1	...	...	...	137
Sleeve, for timing side roller bearing.....	1	...	...	...	41-G3-E541
Ball bearing, for driving side flywheel axle.....	2	...	...	...	RLS-8
Spacing washer, between ball bearings.....	1	...	...	...	16866
Spacing collar, between ball bearings.....	1	...	...	...	16889-A
Bush for inlet cam, in crankcase.....	1	...	...	...	STD-651
Bush for inlet cam, in timing cover.....	1	...	...	...	STD-652
Bush for exhaust cam, in crankcase.....	1	...	...	...	STD-651
Bush for exhaust cam, in timing cover.....	1	...	...	...	STD-651

Dimensions of UF-RLS-8 Bearing : 1in. by 2 $\frac{1}{2}$ in. by  $\frac{3}{8}$ in.

Dimensions of R-137 rollers and cage :  $\frac{7}{8}$ in. by 1 $\frac{1}{8}$ in. by  $\frac{7}{16}$ in.

### CRANKCASE BOLTS.

Front bolt, top position, 4 $\frac{1}{8}$ in. by $\frac{1}{8}$ in.....	1	...	...	...	STD-278
Front bolt, centre position, 4 $\frac{1}{8}$ in. by $\frac{1}{8}$ in.....	1	...	...	...	STD-278
Front bolt, bottom position, 3 $\frac{1}{8}$ in. by $\frac{1}{8}$ in.....	1	...	...	...	STD-273
Bottom bolt, rear position, 4 $\frac{1}{8}$ in. by $\frac{1}{8}$ in.....	1	...	...	...	STD-261
Rear bolt, top position, 3 $\frac{1}{8}$ in. by $\frac{1}{8}$ in.....	1	...	...	...	STD-274
Rear bolt, centre position, 3 $\frac{1}{8}$ in. by $\frac{1}{8}$ in.....	1	...	...	...	STD-274
Rear bolt, bottom position, 3 $\frac{1}{8}$ in. by $\frac{1}{8}$ in.....	1	...	...	...	STD-274
Spacer for front top bolt.....	2	...	...	...	40-G3-F66
Spacer for front centre bolt.....	2	...	...	...	40-G3-F66
Washer for front top bolt.....	2	...	...	...	STD-11
Washer for front centre bolt.....	2	...	...	...	STD-11
Nut, for bottom rear bolt.....	2	...	...	...	STD-5
Nut, for all front and rear bolts.....	12	...	...	...	STD-4

For the bottom, front, bolt that passes through the crankcase, the bottom of the main frame front down tube and the front ends of the rear frame assembly, and the spacing tubes, washers and nuts on it, see FRAME SECTION.

### OIL PUMP.

Plunger, for oil pump.....	1	...	...	...	STD-770
Guide screw, for oil pump plunger.....	1	...	...	...	38-12-E96
Front end cap, for oil pump, Khaki-green.....	1	...	...	...	STD-773
Rear end cap, for oil pump, Khaki-green.....	1	...	...	...	STD-772
Paper washer, for pump end caps.....	2	...	...	...	STD-582
Screw, fixing front end cap.....	4	...	...	...	STD-15
Bolt, fixing rear end cap.....	4	...	...	...	STD-591

### RELEASE VALVE.

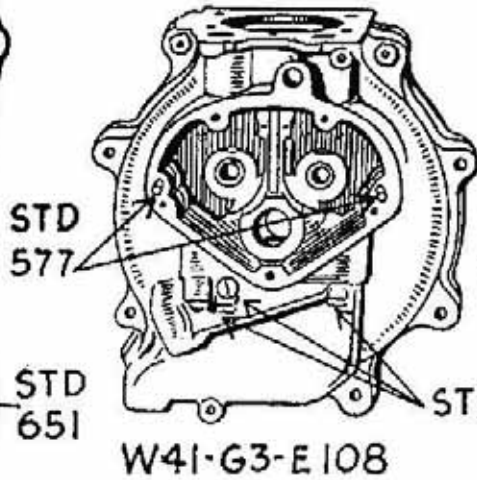
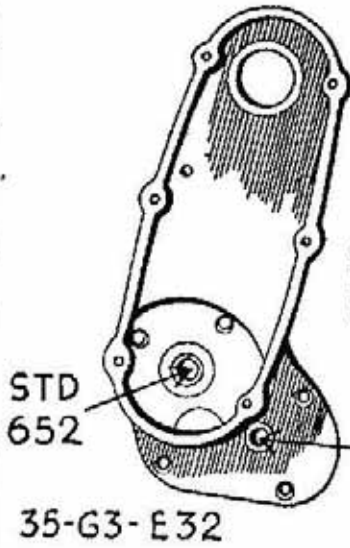
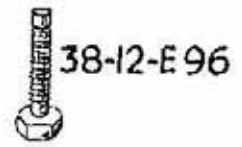
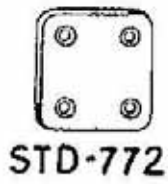
Release valve body.....	1	...	...	...	STD-836
Diaphragm, for release valve body.....	1	...	...	...	STD-835

### TIMING GEAR.

Inlet camshaft.....	1	...	...	...	D8-E2932
Exhaust camshaft.....	1	...	...	...	D8-E2931
Timing pinion, on flywheel axle.....	1	...	...	...	R4-E1028
Key, for timing pinion.....	1	...	...	...	STD-570
Nut, retaining timing pinion to axle.....	1	...	...	...	STD-221

### TAPPETS.

Inlet tappet, bare.....	1	...	...	...	STD-670-A
Exhaust tappet, bare.....	1	...	...	...	STD-671-A
Collar, for exhaust tappet.....	1	...	...	...	STD-628
Guide, for inlet tappet.....	1	...	...	...	STD-661
Guide for exhaust tappet.....	1	...	...	...	STD-662
Fibre washer, for tappet guides.....	2	...	...	...	35-12-E73



STD 652

STD 577

STD 651

STD 651

STD-485

35-G3-E32

W41-G3-E108

W41-G3L-E29



RLS-8

16889-A

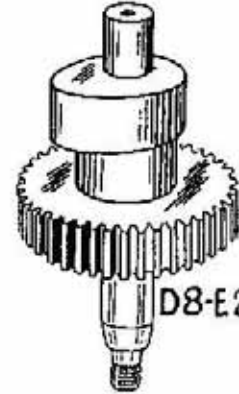
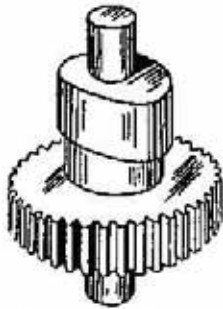

STD 575

41-G3-E27

168-66

R-137

41-G3-E541



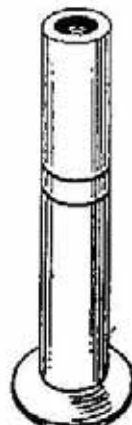
R4-E1028

D8-E2931

STD 835

STD-836

D8-E2932



STD 670-A

STD 661

STD-671-A

STD G38

STD-662

Description.	Qty.	Price Each.	Part Number.
		£ s. d.	
<b>PUSH RODS.</b>			
Long push rod, bare .....	2	...	20818
Ball end (bottom), for long push rod.....	2	...	STD-721
Sleeve end (top), for top of long push rod .....	2	...	STD-720
Adjusting screw, for top of long push rod.....	2	...	STD-592
Lock nut, for push rod adjusting screw.....	2	...	STD-216
Long push rod, complete .....	2	...	20818-1

### PUSH ROD COVER TUBES.

Cover tube, for long push rod.....	2	...	39-16-E163
Gasket, for top of cover tube.....	2	...	38-G4-E368
Washer, for top of gasket.....	2	...	38-G4-E379
Rubber gland, for bottom of cover tube.....	2	...	STD-691

### ROCKER BOX.

Rocker box, assembled with all fittings .....	1	...	W41-G3-E61-ASS.
Rocker box, bare, Khaki-green.....	1	...	W41-G3-E61
Bolt, fixing box, short head.....	1	...	39-8-E452
Bolt, fixing box, long head.....	6	...	39-8-E451
Washer, for box fixing bolt.....	7	...	STD-11
Side cover, for rocker box, Khaki-green.....	1	...	W41-G3-E85-A
Rubber fillet, for side cover.....	1	...	38-G4-E65
Stud, fixing side cover.....	3	...	STD-251
Nut, for side cover stud, Khaki-green.....	3	...	STD-623
Fibre washer, for cover stud nut.....	3	...	STD-205
Gasket, for rocker box.....	1	...	39-8-E440
Bush, for rocker box.....	4	...	38-G4-E204

The Rocker Box bare does not include the four bushes.

### OVERHEAD ROCKERS.

Rocker axle .....	2	...	FE-57
Felt ring, for rocker axle .....	2	...	D8-E1865
Nut, for rocker axle .....	4	...	STD-3
Sleeve, for rocker axle .....	2	...	FE-58
Washer, for rocker axle .....	4	...	STD-10
Rocker arm, valve end (inlet or exhaust).....	2	...	FE-59
Rocker arm, push rod end (inlet or exhaust).....	2	...	FE-60

### EXHAUST VALVE LIFTER.

Lifter lever and spindle (combined).....	1	...	D8-E2861
Spring, for lifter lever.....	1	...	STD-700
Crosshead, for valve lifter cable.....	1	...	D8-E2862
Lock nut, for cable crosshead.....	1	...	STD-74

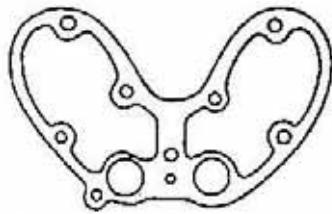
## EXHAUST PIPE AND SILENCER SECTION.

### EXHAUST PIPE.

Exhaust pipe, bare .....	1	...	W41-G3L-E404
Stay, for exhaust pipe.....	1	...	W41-G3L-E406
Nut, fixing pipe to stay.....	1	...	STD-4
Plain washer, for pipe fixing nut.....	1	...	STD-174
Spring washer, for pipe fixing nut .....	1	...	STD-192

### SILENCER.

Silencer, bare .....	1	...	W41-G3L-E461
Front clip, clamping silencer to pipe.....	1	...	20470
Bolt, for silencer front clip .....	1	...	STD-363
Washer, for silencer front clip bolt.....	2	...	STD-174
Washer, spring, for silencer front clip bolt.....	1	...	STD-192
Nut, for silencer front clip bolt.....	1	...	STD-4
Stay, for silencer.....	1	...	W41-G3L-E567
Nut, fixing silencer to stay.....	1	...	STD-4
Plain washer, for silencer fixing nut.....	1	...	STD-174
Spring washer, for silencer fixing nut.....	1	...	STD-192
Bolt, fixing stay to fork end.....	1	...	STD-363
Washer, for fork end bolt.....	2	...	STD-174
Nut, for fork end bolt.....	1	...	STD-4

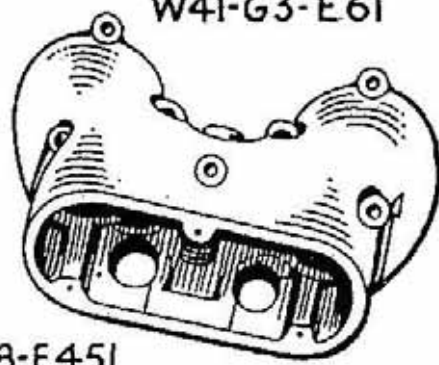


39-8-E440



39-8-E452

39-8-E451



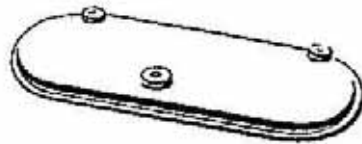
W41-G3-E61




38-G4-E65



STD-623



FE-60



FE-57



FE-59

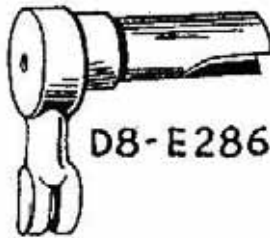
W41-G3-E85-A



FE-58



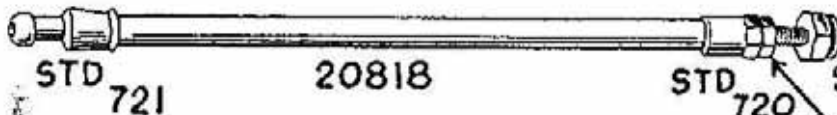
DB-E2862



D8-E2861



STD-700



STD 721

20818


STD 720

STD-592

STD-216



STD-691



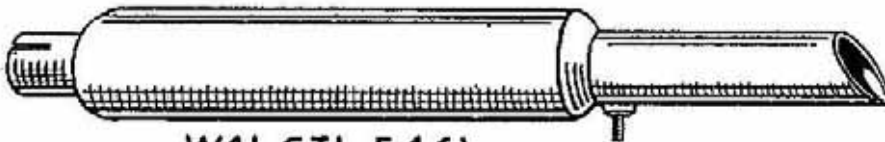
39-16-E163




38-G4-E379



38-G4-E368



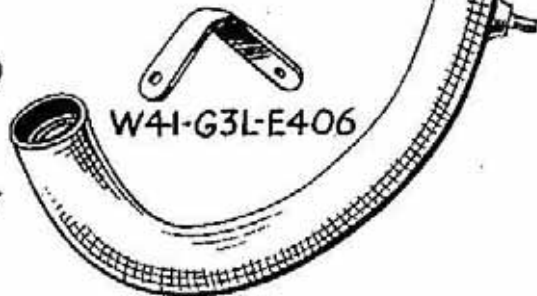
W41-G3L-E461



20470



W41-G3L-E567



W41-G3L-E406

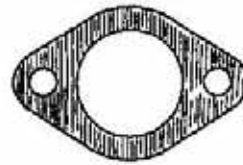
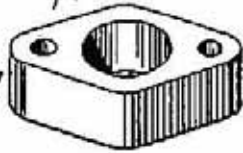
W41-G3L-E404



# CARBURETTER SECTION.

Description.	Qty.	Price Each.	Part Number.
£ s. d.			
<b>COMPLETE CARBURETTER.</b>			
Complete carburetter, Type 275F/1J.....	1	...	W41-G3L-E67
Packing piece, for carburetter.....	1	...	W41-G3L-E167
Gasket, for packing piece.....	1	...	STD-581
Gasket, for carburetter.....	1	...	STD-581
The complete carburetter does not include the control levers and cables.			
<b>FLOAT CHAMBER.</b>			
Float chamber, bare.....	1	...	64-186
Plug screw, for passage in chamber.....	1	...	13-153
Fibre washer, for plug screw.....	1	...	14-039
Bolt, holding chamber to mixing body.....	1	...	4-043
Fibre washer, for holding bolt.....	1	...	4-053
Top (or cover), for float chamber.....	2	...	14-208
Screw, locking float chamber top.....	1	...	14-021
Float, bare.....	1	...	14-015
Needle, for float.....	1	...	14-024
Lock nut, for float needle seat.....	1	...	14-178
Fibre washer, for float needle seat.....	1	...	14-175
Tickler plunger, for float chamber top.....	1	...	14-209
Stop sleeve, for tickler plunger.....	1	...	14-210
Spring, for tickler plunger.....	1	...	14-032
Split pin, for tickler plunger sleeve.....	1	...	4-060
<b>MIXING BODY.</b>			
Mixing body, bare.....	1	...	275-402-R
Union nut, for mixing body base.....	1	...	4-062
Fibre washer, for union nut.....	1	...	4-040
Top, for mixing body.....	1	...	4-032
Ring, fixing top to mixing body.....	1	...	4-031
Spring clip, locking fixing ring.....	1	...	4-235
Screw, securing locking clip to body top.....	1	...	4-241
Cable adjuster, for body top.....	2	...	4-035
<b>JETS.</b>			
Jet barrel, or choke.....	1	...	275-403
Needle jet.....	1	...	4-061
Main jet, Size 120.....	1	...	4-042-120
Taper needle, for needle jet, 3 1/4 in. long.....	1	...	5-065
Clip, for jet taper needle.....	1	...	4-230
Split pin, locating taper needle clip.....	1	...	4-060
Screw, for pilot jet air adjustment.....	1	...	13-129
Lock nut, for pilot jet air screw.....	1	...	16-010
<b>VALVES.</b>			
Throttle valve, Size 5/5.....	1	...	5-052
Spring, for throttle valve.....	1	...	4-037
Stop screw, for throttle.....	1	...	4-206
Lock nut, for throttle stop screw.....	1	...	16-010
Air Valve.....	1	...	5-045
Tubular guide, for air valve.....	1	...	5-047
Spring, for air valve.....	1	...	4-046
Air intake.....	1	...	4-038

W41-G3L-E167



STD-581




4-053



64-186

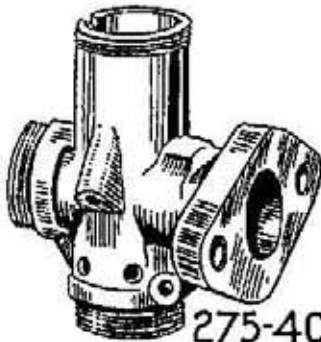


4-043



14-011

14-031



275-402R



14-024



4-230



14-015



14-021



4-032



4-031



4-062



4-040



4-061



5-058



4-035



4-235



4-042-120



13-129



16-010



5-052



5-065



16-010



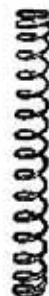
4-063



5-045



5-047



4-037



4-046



4-038

# TRANSMISSION SECTION.

Description.	Qty.	Price Each.	Part Number.
		£ s. d.	
<b>ENGINE SPROCKET.</b>			
Engine sprocket, bare, 18 teeth.....	1	...	20815-18
Distance collar, for engine sprocket.....	1	...	35-G3-E124
Shock absorber cam.....	1	...	STD-830
Spring, for shock absorber.....	1	...	STD-702
Cap washer, for shock absorber spring.....	1	...	STD-831
Lock nut, for shock absorber.....	1	...	STD-610
<b>CLUTCH SPROCKET.</b>			
Chainwheel, bare, 40 teeth, $\frac{1}{2}$ in. by .305 in.....	1	...	7-X-28
Also see CLUTCH.			
Roller race, for sprocket bearing.....	1	...	34-X-2
Rollers, for sprocket bearing (per set of).....	24	...	35-X
Thin washer, for sprocket bearing.....	1	...	36-X-2
Thick washer, for sprocket bearing.....	1	...	36-X-3
<b>GEAR BOX SMALL SPROCKET.</b>			
Gear box sprocket, 16 teeth, $\frac{1}{2}$ in. by .380 in.....	1	...	179-X-7
Distance collar, for sprocket, $\frac{1}{4}$ in. thick.....	1	...	180-X-8
Distance washer, for sprocket, $\frac{1}{4}$ in. thick.....	1	...	206-X-2
Nut, retaining sprocket to main gear.....	1	...	176-X
Collar, under sprocket nut, $\frac{3}{8}$ in. thick.....	1	...	206-X-1
Lock washer for sprocket nut.....	1	...	210-X
<b>REAR WHEEL SPROCKET.</b>			
Brake drum and sprocket, 42 teeth.....	1	...	W41-G3-B15
Bolt, retaining brake drum and sprocket.....	6	...	37-12-H17
Lock washer, for retaining bolt.....	6	...	38-12-H18
Nut, for retaining bolt.....	6	...	STD-4
<b>MAGNETO DRIVING SPROCKETS.</b>			
Sprocket, on engine camshaft.....	1	...	STD-727
Washer, for camshaft sprocket.....	1	...	STD-11
Nut, for camshaft sprocket.....	1	...	STD-4
Sprocket, on magneto armature shaft.....	1	...	STD-726
Washer, for magneto sprocket.....	1	...	1102-1269
Nut, retaining magneto sprocket.....	1	...	868-1036
<b>DYNAMO SPROCKET.</b>			
Sprocket, on dynamo shaft.....	1	...	STD-725
Key, for dynamo sprocket.....	1	...	STD-572
Washer, plain, for dynamo sprocket.....	1	...	STD-10
Lock washer, for dynamo sprocket nut.....	1	...	STD-164
Lock ring, for dynamo sprocket nut.....	1	...	STD-708
Nut, retaining dynamo sprocket.....	1	...	STD-611
<b>CHAINS.</b>			
Front chain, 66 links, $\frac{1}{2}$ in. by .305 in.....	1	...	110046-66
Rear chain, 91 links, $\frac{1}{2}$ in. by .380 in.....	1	...	110056-91
Magneto chain, 58 links, $\frac{3}{8}$ in. by .225 in.....	1	...	110036-58
Dynamo chain, 47 links, $\frac{3}{8}$ in. by .225 in.....	1	...	110036-47
Connecting link, for $\frac{1}{2}$ in. chain.....	O	...	46-26
Connecting link, for $\frac{1}{2}$ in. chain.....	O	...	56-26
Cranked link, for $\frac{1}{2}$ in. chain.....	O	...	46-30
Cranked link, for $\frac{1}{2}$ in. chain.....	O	...	56-30
Spring clip, for $\frac{1}{2}$ in. connecting link.....	O	...	46-27
Spring clip, for $\frac{1}{2}$ in. connecting link.....	O	...	56-27
The front and rear chains include connecting links, and these are included in the number of links per chain. Magneto and dynamo chains are endless.			
<b>GEAR BOX</b>			
Complete gear box.....	1	...	W41-G3L-G68
<b>GEAR BOX SHELL.</b>			
Shell, bare (with provision for drain plug).....	1	...	1-CP-16
Stud, for shell, $1\frac{1}{4}$ in. by $\frac{1}{2}$ in.....	2	...	60-X-6
Stud, for shell, $3\frac{1}{4}$ in. by $\frac{1}{2}$ in.....	2	...	60-X-7
Stud, for shell, 1 in. by $\frac{1}{2}$ in.....	2	...	60-X-1
Nut, for $\frac{1}{2}$ in. stud.....	4	...	152-X
Nut, for $\frac{1}{2}$ in. stud.....	2	...	63-X
Plug, drain, for gear box shell.....	1	...	N-8008
Kick-starter case, Khaki-green.....	1	...	3-C-7
Stud, for kick-starter case, $2\frac{1}{2}$ in. by $\frac{1}{2}$ in.....	3	...	286-X
Nut, for $\frac{1}{2}$ in. kick-starter case stud.....	3	...	63-X
Grease nipple, angular, for kick-starter case.....	1	...	245-X-2
Cover, for kick-starter case, Khaki-green.....	1	...	4-C-8
Filler cap, for kick-starter, case cover, Khaki-green.....	1	...	326-X





20815-18



35-G3-E124




STD-830



STD-702



STD-831




36-X-3



36-X-2



34-X-2



7-X-28



STD-610



206-X-2



206-X-1



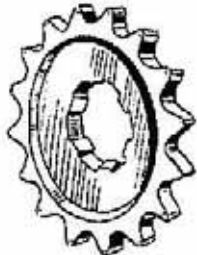
176-X



210-X



180-X-8



179-X-7



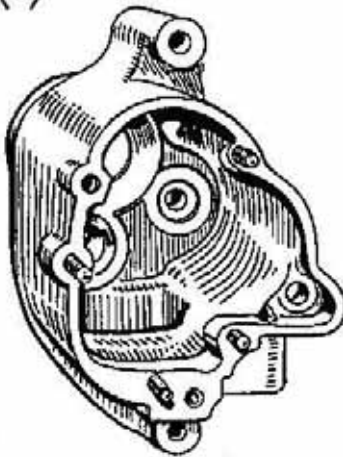
STD-727



STD-725



STD-726




1-CP-11



37-12-H17



38-12-H18



W41-G3-B15



STD-164



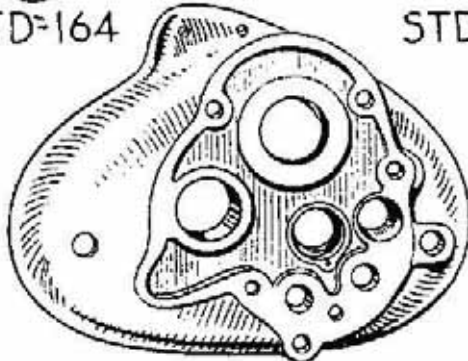
STD-708



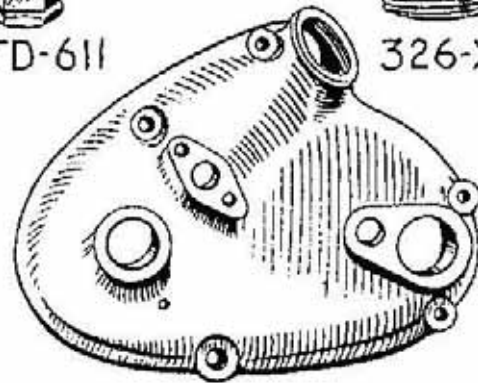
STD-611



326-X



3-C-7



4-C-8



Description.	Qty.	Price Each.	Part Number.
<b>GEAR BOX FIXING BOLTS.</b>			
s. d.			
Top fixing bolt, 4 1/2 in. by 3/8 in.....	1	...	STD-313
Bottom fixing bolt, 3 1/2 in. by 3/8 in.....	1	...	STD-312
Distance collar, for top fixing bolt.....	1	...	STD-632
Nut, for top fixing bolt.....	2	...	STD-2
Nut, for bottom fixing bolt.....	2	...	STD-2
Washer, for top fixing bolt, left side.....	1	...	STD-9
Eye bolt, for front chain adjustment.....	1	...	STD-594
Nut, for eye bolt.....	2	...	STD-215
Crosshead block, for eye bolt.....	1	...	STD-785
Bolt, fixing crosshead to engine plate.....	1	...	STD-361
Washer, for crosshead fixing bolt.....	1	...	STD-11

### SHAFTS AND GEARS.

Mainshaft, 10 1/2 in. overall length.....	1	...	10-C-15
Driving gear, with bushes, 32 teeth.....	1	...	15-C-12
Bush, only, for driving gear.....	2	...	187-X-3
Sliding gear, for mainshaft, 18/23 teeth.....	1	...	14-C-4
Third gear, for mainshaft, 29 teeth.....	1	...	24-C-4
Layshaft spindle.....	1	...	30-C-9
Small gear on layshaft, 18 teeth.....	1	...	28-C-6
First gear on layshaft, 32 teeth.....	1	...	27-C-5
Second gear on layshaft, 27 teeth.....	1	...	26-C-5
Third gear on layshaft, 21 teeth.....	1	...	25-C-5
Sliding clutch, for layshaft.....	1	...	29-C-3

### GEAR BOX BEARINGS.

Ball bearing, for main driving gear.....	1	...	177-X
Gland felt washer, for ball bearing.....	1	...	112-C
Gland metal washer, dished.....	1	...	115-C
Split ring, locating bearing in shell.....	1	...	113-C
Gland outer washer, for bearing.....	1	...	114-C
Spring split ring, retaining outer washer.....	1	...	80-X
Ball bearing, for mainshaft.....	1	...	68-X
Metal washer, for mainshaft bearing.....	1	...	37-1-C-2
Spring split ring, retaining washer.....	1	...	37-2-C
Bush, for layshaft.....	2	...	181-X
Peg, locating layshaft bush.....	2	...	87-X
Cover washer, in shell, for layshaft bush.....	1	...	182-X

Dimensions of UF-177-X 1 3/8 in. by 62mm. by 16mm.

Dimensions of UF-115-C 1 3/8 in. by 2in.

Dimensions of UF-114-C 1 3/8 in. by 2 3/8 in.

Dimensions of UF-68-X 12mm. by 40mm. by 17mm.

Dimensions of UF-37-1-C-2: 1 1/2 in. by 1 3/8 in.

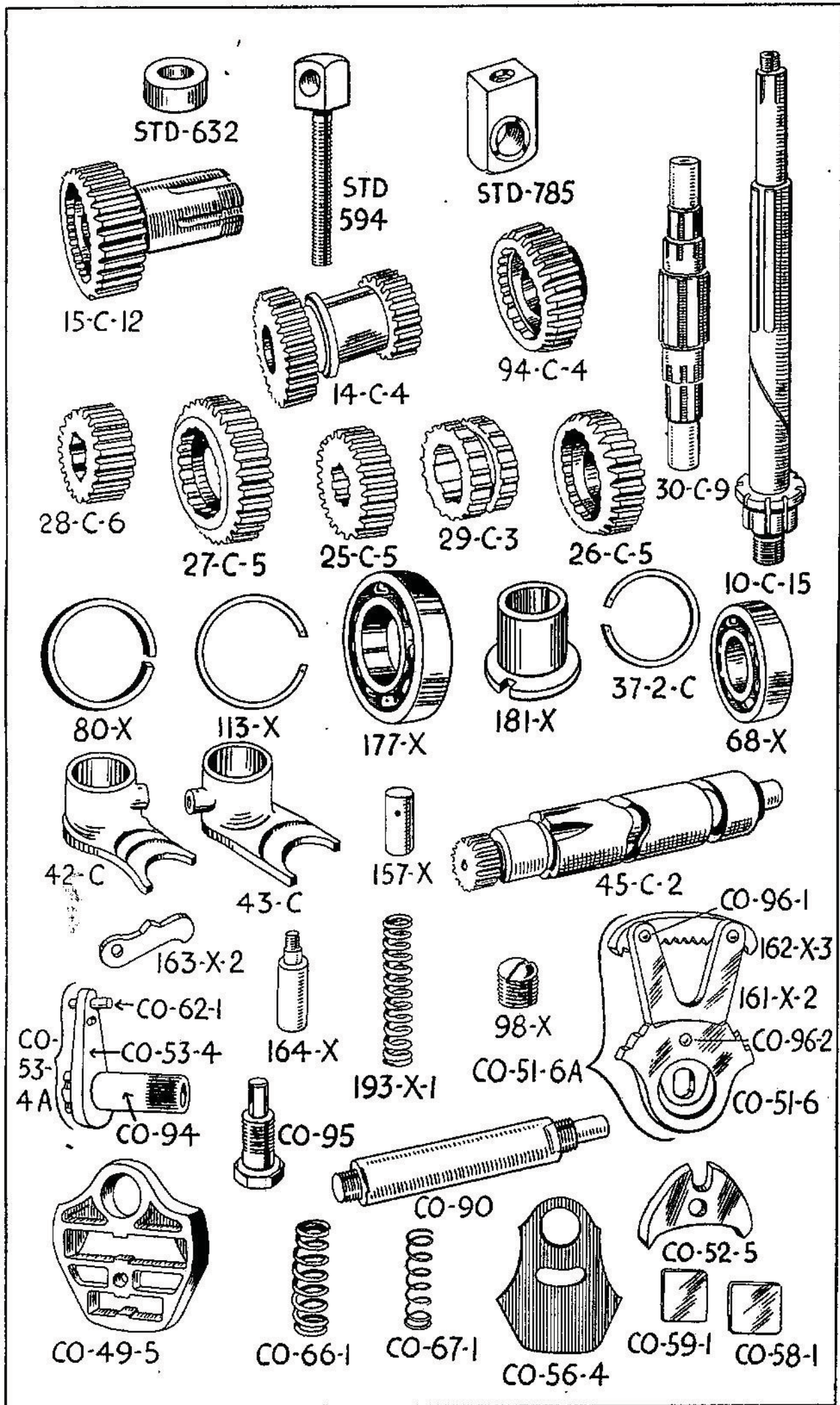
### GEAR OPERATING PARTS.

Operating fork, for mainshaft sliding gear.....	1	...	42-C
Operating fork, for layshaft sliding clutch.....	1	...	43-C
Peg, for operating forks.....	2	...	157-X
Split pin, for operating fork pegs.....	2	...	158-X
Camshaft, bare.....	1	...	45-C-2
Bush, in shell, for camshaft.....	1	...	159-X
Pawl (engages in camshaft).....	1	...	163-X-2
Bearing pin, for pawl.....	1	...	164-X
Nut, for pawl bearing pin.....	1	...	95-X
Spring, for pawl.....	1	...	193-X-1
Screwed plug, for pawl spring.....	1	...	98-X

All the above parts are INSIDE the GEAR BOX SHELL

Quadrant.....	1	...	162-X-3
Sector.....	1	...	161-X-2
Ratchet.....	1	...	CO-51-6
Quadrant, sector and ratchet assembled.....	1	...	CO-51-6A
Rivet, fixing sector.....	2	...	CO-96-1
Rivet, fixing ratchet.....	1	...	CO-96-2
Control spindle.....	1	...	CO-90
Nut (inside) for control spindle.....	1	...	287-X
Bush, for control spindle (in K.S. case).....	1	...	CO-91
Bush, for camshaft (in K.S. case)   Used on gear boxes.....	1	...	160-X-2
Rollers, for camshaft (in K.S. case)   up to 70975.....	12	...	192-X
Bush, for camshaft (in K.S. case)   Used on gear boxes numbered 70975 upwards and dispenses with rollers.....	1	...	160-X-3
Control quadrant.....	1	...	CO-53-4
Sleeve for control quadrant.....	1	...	CO-94
Peg, for operating pawl.....	1	...	CO-62-1
Quadrant, sleeve and pawl peg, assembled.....	1	...	CO-53-4-A
Bush, for control quadrant sleeve.....	1	...	CO-54-7
Bolt, fixing quadrant sleeve bush.....	1	...	CO-95
Indexing rocking pawl.....	1	...	CO-52-5
Spindle, for indexing pawl.....	1	...	CO-60-1
Spring box.....	1	...	CO-49-5
Cover plate, for spring box.....	1	...	CO-56-4
Main spring, for spring box (large spring).....	2	...	CO-66-1
Pawl spring, for spring box (small spring).....	2	...	CO-67-1
Plate, for main spring.....	2	...	CO-59-1
Plate, for pawl spring.....	2	...	CO-58-1

All the above parts are INSIDE THE KICKSTARTER CASE.



Description.	Qty.	Price Each.	Part Number.
		s. d.	
<b>CLUTCH.</b>			
Clutch case .....	1	...	1-X-7
Chainwheel and clutch case rivet .....	8	...	9-X-3
Chainwheel and clutch case, assembled .....	1	...	7-X-A-4
Clutch centre, 1 1/2 in. ....	1	...	2-X-15
Nut, retaining clutch centre to mainshaft .....	1	...	69-X
Plain washer, for centre retaining nut .....	1	...	71-X
Spring washer, for centre retaining nut .....	1	...	212-X
Steel plain clutch plate, thick .....	1	...	6-X-2
Steel plain clutch plate, thin .....	4	...	5-X
Clutch friction plate, with inserts .....	4	...	3-X-2
Fabric inserts only (price per dozen) .....	96	...	4-X-2
Spring pressure plate .....	1	...	18-X-8
Spring, for clutch .....	4	...	21-X-3
Cup, for clutch spring .....	4	...	22-X
Stud, for clutch spring, 1 1/2 in. ....	4	...	24-X-11
Adjustment nut, for clutch spring .....	4	...	23-X

For the bare clutch chainwheel and roller bearings, see CLUTCH SPROCKET in the TRANSMISSION SECTION.

### CLUTCH OPERATING PARTS.

Thrust rod, 9 1/2 in. long .....	1	...	28-X-4
Operating plunger .....	1	...	330-X
Steel ball, for operating plunger .....	1	...	67-X
Operating lever .....	1	...	175-X-4
Pin, or axle, for operating lever .....	1	...	66-X-7
Fork, for operating lever .....	1	...	329-X
Sleeve, or nut, for operating lever fork .....	1	...	331-X
Cap, covering sleeve, on K.S. case cover, Khaki-green .....	1	...	328-X
Screw, fixing cap to K.S. case cover .....	2	...	333-X

### GEAR CONTROL PARTS.

Neutral indicator, fixed, Khaki-green .....	1	...	CO-97-1
Neutral indicator, moving, Khaki-green .....	1	...	CO-97
Nut, retaining moving indicator, Khaki-green .....	1	...	171-X
Foot control lever, bare, Khaki-green .....	1	...	CO-92-2
Foot control lever, with rubber, Khaki-green .....	1	...	CO-92-2-A
Rubber, for foot control lever .....	1	...	CO-82-2
Bolt, clamping foot lever to sleeve, Khaki-green .....	1	...	CO-63-3
Nut, for foot lever clamping bolt, Khaki-green .....	1	...	10-X

### KICKSTARTER.

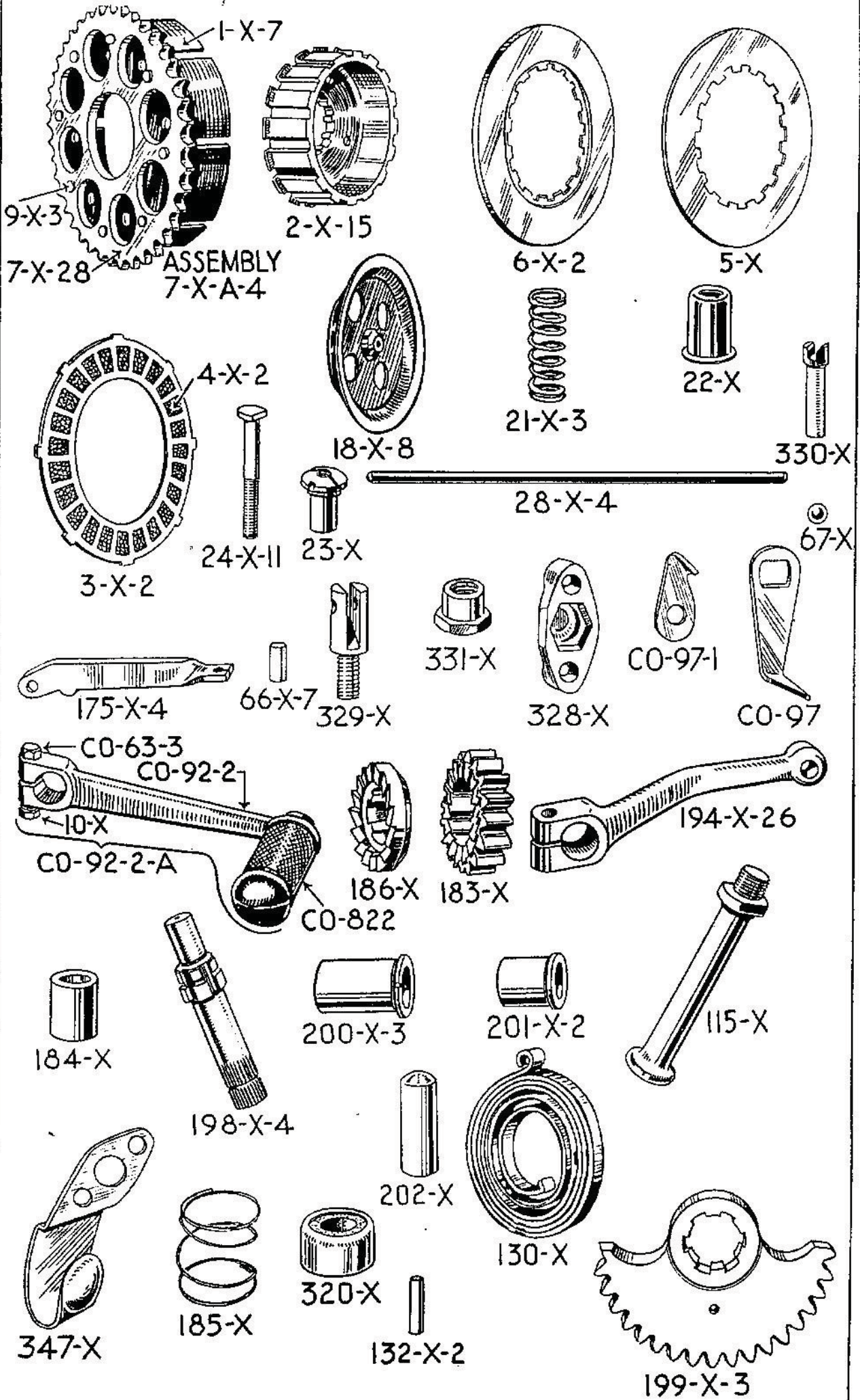
Driving ratchet .....	1	...	186-X
Ratchet pinion .....	1	...	183-X
Bush, for ratchet pinion .....	1	...	184-X
Spring, for ratchet pinion .....	1	...	185-X
Nut, retaining ratchet pinion .....	1	...	70-X
Spindle, for K.S. quadrant and foot lever .....	1	...	198-X-4
Bush, for K.S. spindle (in K.S. case) .....	1	...	201-X-2
Bush, for K.S. spindle (in K.S. case cover) .....	1	...	200-X-3
Quadrant, for K.S. spindle .....	1	...	199-X-3
K.S. spindle and quadrant, assembled .....	1	...	199-X-3A
Return spring, for kickstarter .....	1	...	130-X
Pin, for return spring .....	1	...	132-X-2
Stop rubber and sleeve, for quadrant .....	1	...	320-X
Peg, for stop rubber and sleeve .....	1	...	202-X
Spring clip—external—for crank .....	1	...	347-X

All the above parts are INSIDE the KICKSTARTER CASE.

Kick-start foot lever, bare, Khaki-green .....	1	...	194-X-26
Pedal pin, for foot lever, Khaki-green .....	1	...	115-X
Bolt, clamping foot lever to spindle, Khaki-green .....	1	...	315-X
Spring washer, for lever clamping bolt .....	1	...	109-X
Nut, for lever clamping bolt, Khaki-green .....	1	...	144-X

All the above parts are OUTSIDE the GEAR BOX



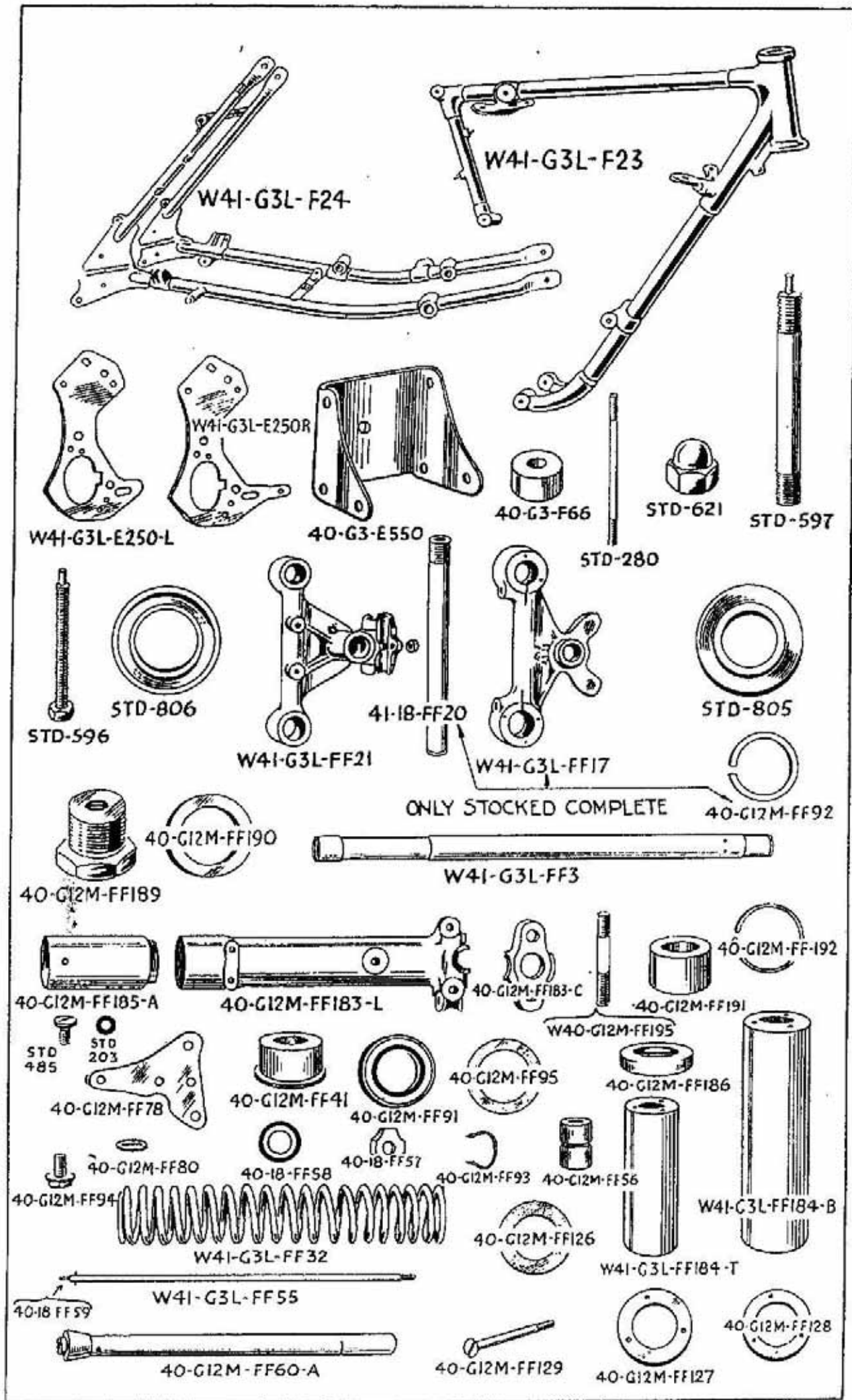




# FRAME SECTION.

Description.	Qty.	Price Each.	Part Number.
£ s. d.			
<b>FRAME.</b>			
Frame, complete .....	1	...	W41-G3L-F23-24
Front portion of frame, bare, Khaki-green .....	1	...	W41-G3L-F23
Rear portion of frame, bare, Khaki-green .....	1	...	W41-G3L-F24
Bolt, for seat lug (under saddle) .....	2	...	STD-597
Washer, for seat lug bolt .....	2	...	STD-8
Nut, for seat lug bolt .....	2	...	STD-1
Nut, for earth wire, on seat lug bolt .....	1	...	STD-79
Bolt, for seat tube bottom lug .....	1	...	STD-302
Washer, for seat tube bottom lug bolt .....	2	...	STD-10
Nut, for seat tube bottom lug bolt .....	2	...	STD-3
Bolt, uniting front and rear frame .....	1	...	STD-280
Spacer, for frame uniting bolt, Khaki-green .....	2	...	40-G3-F66
Nut (domed), for frame uniting bolt .....	2	...	STD-621
Bolt, adjusting rear chain .....	2	...	STD-596
Nut, for chain adjusting bolt .....	2	...	STD-5
Grease nipple, for head lug .....	1	...	STD-51
Engine plate, left side, Khaki-green .....	1	...	W41-G3L-E250-L
Engine plate, right side, Khaki-green .....	1	...	W41-G3L-E250-R
Bracket, for electric horn, Khaki-green .....	1	...	40-G3-E550
Bolt, fixing bracket to front frame tube .....	1	...	STD-303
Nut, for bracket to front frame tube bolt .....	2	...	STD-3
Ball race, for frame .....	2	...	STD-806
Balls, $\frac{3}{8}$ in. diameter, for steering head..... (per set)	58	...	STD-72
<b>FORKS.</b>			
Fork crown .....	1	...	W41-G3L-FF17
Head stem .....	1	...	41-18-FF20
Circlip, for head stem .....	1	...	40-G12M-FF92
Ball race, for fork crown .....	1	...	STD-805
Pinch bolt, for fork crown .....	2	...	STD-369
Washer, for fork crown pinch bolt .....	2	...	STD-11
Handlebar lug .....	1	...	W41-G3L-FF21
The above handlebar lug includes the handlebar half clip and its studs with washers and nuts.			
Ball race, for handlebar lug .....	1	...	STD-806
Grease nipple, for handlebar lug .....	1	...	STD-51
Adjusting nut, for head stem .....	1	...	LFF-42
Lock nut (domed), for adjusting nut .....	1	...	L4-FF46
Tube, inner, fixed .....	2	...	W41-G3L-FF3
Bush, bottom, for fixed inner tube .....	2	...	40-G12M-FF191
Circlip, for bottom bush .....	2	...	40-G12M-FF192
Bolt, for top of inner tube .....	2	...	40-G12M-FF189
Washer, for inner tube top bolt .....	2	...	40-G12M-FF190
Fork slider, left side .....	1	...	40-G12M-FF183-L
Fork slider, right side .....	1	...	40-G12M-FF183-R
Cap, for fork slider .....	2	...	40-G12M-FF183-C
Slider extension .....	2	...	40-G12M-FF185-A
Bush (fibre), guide, for fork tube .....	2	...	40-G12M-FF41
Oil seal, for fork tube .....	2	...	40-G12M-FF91
Washer (paper), for oil seal .....	2	...	40-G12M-FF95
Spring, for fork .....	2	...	W41-G3L-FF32
Washer (leather), seating, for spring .....	4	...	40-G12M-FF126
Tube, cover, top .....	2	...	W41-G3L-FF184-T
Cap, for top cover tube .....	2	...	40-G12M-FF186
Plate, locating, for top plate (screwed) .....	2	...	40-G12M-FF128
Tube, cover, bottom .....	2	...	W41-G3L-FF184-B
Plate, locating, for bottom tube (plain) .....	2	...	40-G12M-FF127
Screw, retaining both locating plates .....	6	...	40-G12M-FF129
Plug, oil level, for slider .....	2	...	STD-485
Washer (fibre), for oil level plug .....	2	...	STD-203
Rod, for damper .....	2	...	W41-G3L-FF55
Nut, lock, for top of damper .....	2	...	STD-4
Tube, assembled, for damper .....	2	...	40-G12M-FF60-A
Sleeve, plunger, for damper tube .....	2	...	40-G12M-FF56
Valve, for damper tube .....	2	...	40-18-FF58
Seat, for damper tube valve .....	2	...	40-18-FF57
Pin, stop, for damper tube valve .....	2	...	40-18-FF59
Nut, lock, for damper tube valve .....	2	...	STD-5
Clip, retaining damper sleeve .....	2	...	40-G12M-FF93
Washer (fibre), for damper tube bolt .....	2	...	40-G12M-FF80
Bolt, for damper tube (bottom) .....	2	...	40-G12M-FF94
Bracket, for speedometer .....	1	...	40-G12M-FF78
Bolt, fixing speedometer bracket .....	2	...	STD-342
Washer, for speedometer bracket bolt .....	2	...	STD-12
Stud, securing front wheel axle .....	4	...	W40-G12M-FF195
Nut, for front wheel axle stud .....	4	...	STD-4

(SEE NEXT PAGE FOR COMPLETE FORK ASSEMBLIES.)

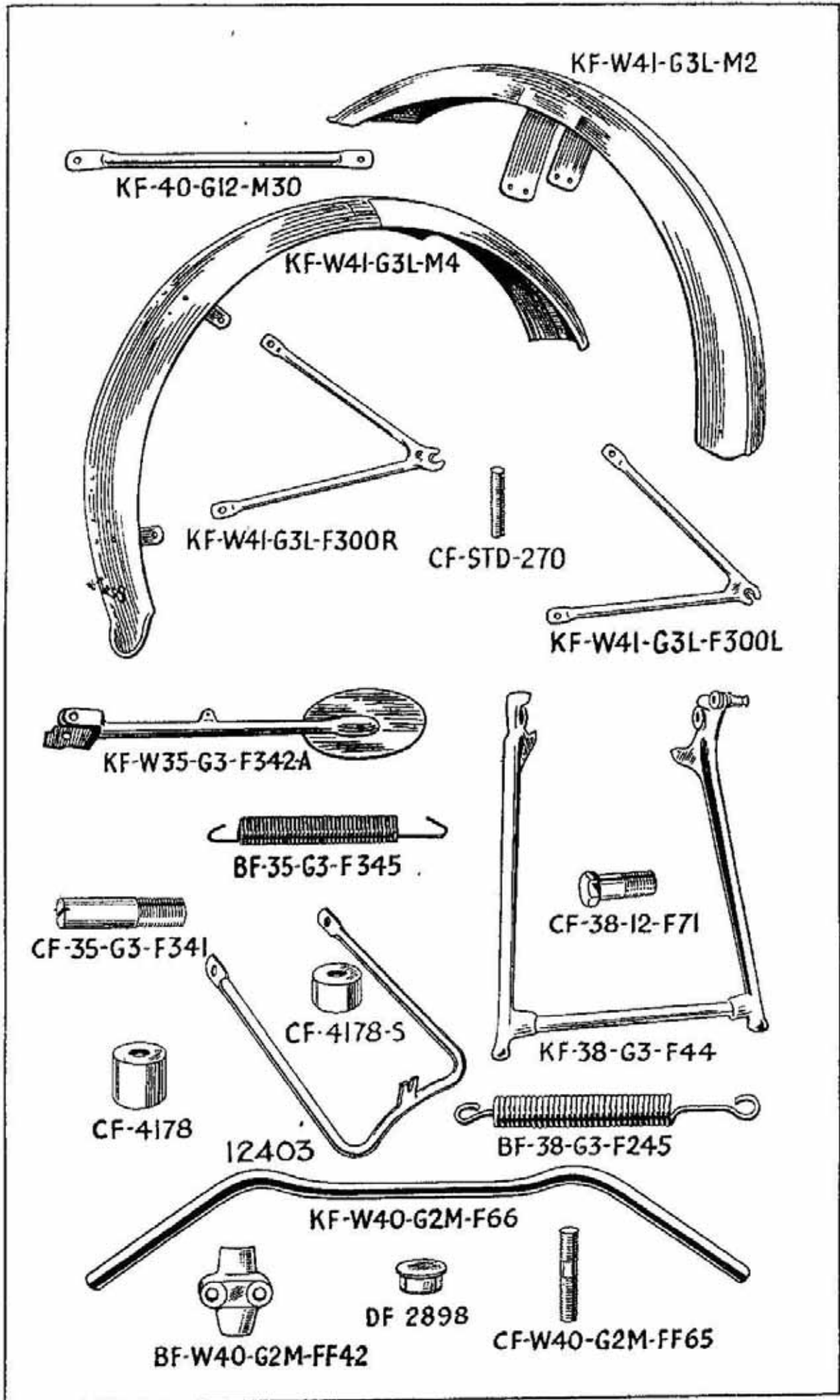




A COMPLETE FRONT FORK ASSEMBLY COMPRISES ALL THE PARTS LISTED IN THE FORK GROUP ON THE PREVIOUS PAGE. THE PART No. IS W41-G3L-FF1.

FOR EASE OF SERVICING, THE MAIN FORK UNITS ARE LISTED AND SUPPLIED AS SEPARATE ASSEMBLIES, THE OBJECT BEING TO ENABLE A COMPLETE ASSEMBLY TO BE EXCHANGED IN THE MINIMUM OF TIME. THESE COMPLETE ASSEMBLIES ARE LISTED BELOW.

Description.	Qty.	Price Each.			Part Number.
		£	s.	d.	
Front fork central tube assembly.....	2	...	...	...	W41-G3L-FF201
The above assembly comprises all those parts in the fork section (page 16) that are marked A.					
Front fork damper tube assembly.....	2	...	...	...	W41-G3L-FF202
The above assembly fits inside the central tube assembly and comprises all those parts in the fork section (page 16) that are marked B.					
<b>HANDLEBAR.</b>					
Handlebar, bare, Khaki-green.....	1	...	...	...	W40-G2M-FF66
Half clip, only, for handlebar.....	1	...	...	...	W40-G2M-FF42
Stud, for handlebar clip.....	2	...	...	...	W40-G2M-FF65
Washer, for handlebar clip stud.....	2	...	...	...	STD-11
Nut, for handlebar clip stud.....	2	...	...	...	STD-4
End plug, for handlebars.....	2	...	...	...	2898
<b>FRONT STAND</b>					
Front stand, bare.....	1	...	...	...	12403
Bolt, fixing stand to fork end, left side.....	1	...	...	...	W41-G3L-FF422
Bolt, fixing stand to fork end, right side.....	1	...	...	...	W41-G3L-FF421
Spring washer, for stand fixing bolt.....	2	...	...	...	HBD-52
Split pin, for stand fixing bolt.....	2	...	...	...	STD-14
Bolt, anchoring front stand to mudguard.....	1	...	...	...	STD-344
Washer, for anchor bolt.....	1	...	...	...	STD-12
Nut, plain, for anchor bolt.....	1	...	...	...	STD-5
Nut, with collar, for anchor bolt.....	1	...	...	...	STD-211
<b>REAR STAND.</b>					
Rear stand, bare, Khaki-green.....	1	...	...	...	38-G3-F44
Bolt, fixing stand to fork end.....	2	...	...	...	38-12-F71
Nut, for stand fixing bolt.....	2	...	...	...	STD-71
Return spring, for rear stand.....	1	...	...	...	38-G3-F245
<b>PROP STAND.</b>					
Prop stand leg, bare, Khaki-green.....	1	...	...	...	W35-G3-F342-A
Hinge bolt, for prop stand leg.....	1	...	...	...	35-G3-F341
Nut, for hinge bolt.....	1	...	...	...	STD-2
Return spring, for prop stand leg.....	1	...	...	...	35-G3-F345
<b>FRONT MUDGUARD.</b>					
Mudguard, bare, Khaki-green.....	1	...	...	...	W41-G3L-M2
Bolt, fixing bracket to fork tubes.....	4	...	...	...	W41-G3L-M38
Washer, for bracket fixing bolt.....	4	...	...	...	STD-192
Stay, for mudguard, Khaki-green.....	2	...	...	...	40-G12-M30
Bolt, fixing stay to mudguard.....	2	...	...	...	STD-70
Spring washer, for stay to guard bolt.....	2	...	...	...	STD-191
Plain washer, for stay to guard bolt.....	2	...	...	...	STD-12
Nut, for stay to guard bolt.....	2	...	...	...	STD-5
Bolt, fixing stay to fork end.....	2	...	...	...	W41-G3L-M38
Washer, for stay to fork end bolt.....	2	...	...	...	STD-192
<b>REAR MUDGUARD.</b>					
Mudguard, bare, Khaki-green.....	1	...	...	...	W41-G3L-M4
Nut, uniting front and rear portions, Khaki-green.....	2	...	...	...	STD-5
Washer, for guard uniting nut.....	2	...	...	...	STD-12
Bolt, fixing guard to bottom bridge.....	1	...	...	...	STD-345
Spring washer, for bottom bridge bolt.....	1	...	...	...	STD-191
Nut, for bottom bridge bolt.....	1	...	...	...	STD-5
Bolt, fixing guard to oil tank bracket.....	1	...	...	...	STD-369
Spacer, thick, for oil tank bracket bolt.....	1	...	...	...	4178
Spacer, thin, for oil tank bracket bolt.....	1	...	...	...	4178-S
Washer, for oil tank bracket bolt (plain).....	1	...	...	...	STD-11
Washer, for oil tank bracket bolt (spring).....	1	...	...	...	STD-192
Nut, for oil tank bracket bolt.....	2	...	...	...	STD-4
Bolt, fixing guard to top bridge.....	1	...	...	...	STD-346
Spring washer for top bridge bolt.....	1	...	...	...	STD-191
Nut, for top bridge bolt.....	1	...	...	...	STD-5
Stay assembly, for guard, left side.....	1	...	...	...	W41-G3L-F300-L
Stay assembly, for guard, right side.....	1	...	...	...	W41-G3L-F300-R
Stud, fixing stay to fork end.....	2	...	...	...	STD-270
Nut, locking stay stud in fork end.....	2	...	...	...	STD-74
Nut, locking stay to fork end stud.....	2	...	...	...	STD-213
Bolt, fixing guard to rear of stay.....	2	...	...	...	STD-363
Spring washer, for rear stay bolt.....	2	...	...	...	STD-192
Nut, for rear stay bolt.....	2	...	...	...	STD-74
Bolt, fixing guard to front of stay, left.....	1	...	...	...	STD-363
Bolt, fixing guard to front of stay, right.....	1	...	...	...	STD-364
Spring washer, for front stay bolt.....	2	...	...	...	STD-192
Nut, for front stay bolt.....	2	...	...	...	STD-4


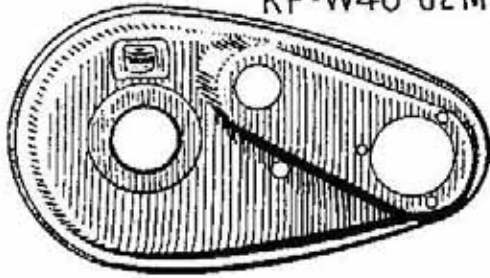




Description.	Qty.	Price Each.	Part Number.
R. s. d.			
<b>REAR CARRIER.</b>			
Rear carrier, bare, Khaki-green.....	1	...	W41-G3L-EQ 40
For the fixing bolts see the REAR MUDGUARD.			
<b>FRONT CHAINCASE.</b>			
Chaincase, complete, Khaki-green.....	1	...	W40-G2M-C-A
Chaincase, back half, bare, Khaki-green.....	1	...	W40-G2M-C6
Chaincase, front half, bare, Khaki-green.....	1	...	W40-G2M-C1
Metal band, for chaincase, Khaki-green.....	1	...	12302-7
Screw, clamping metal band for chaincase.....	1	...	STD-452
Rubber fillet (or joint) for chaincase band.....	1	...	12302-9
Inspection cap, complete, Khaki-green.....	1	...	17350-1
Inspection cap, bare, Khaki-green.....	1	...	STD-780
Cork washer, for inspection cap.....	1	...	STD-580
Knurled screw, for inspection cap.....	1	...	STD-593
Back plate, for knurled screw.....	1	...	STD-781
Bolt, fixing chaincase to engine.....	3	...	STD-440
Locking plate, for engine bolt.....	3	...	STD-165
Bolt, fixing centre of chaincase.....	1	...	STD-315
Spacer, for centre bolt (between engine plates) 2½ in. long.....	1	...	20841
Spacer, for centre bolt (outside engine plate) 1 61/64 in. long.....	1	...	W40-G2M-C27
Spacer, for centre bolt (inside chaincase) ½ in. long.....	1	...	35-2-C29
Washer, for centre bolt.....	2	...	STD-9
Nut, for centre bolt.....	3	...	STD-2
<b>REAR CHAINGUARD.</b>			
Chainguard, bare, Khaki-green.....	1	...	W40-G2M-C10
Bolt, fixing top of guard, in front.....	1	...	36-8-C28
Washer, for top of guard front bolt.....	1	...	STD-11
Bolt, fixing bottom of guard, in front.....	1	...	STD-70
Washer, for bottom front bolt.....	1	...	STD-12
Nut, for bottom front bolt.....	1	...	STD-5
Bolt, fixing rear of guard.....	1	...	STD-363
Washer, for rear of guard fixing bolt.....	1	...	STD-11
<b>FOOTRESTS.</b>			
Footrest, rod, bare.....	1	...	W40-G2M-FR8
Spacer, for rod, inside engine plates.....	1	...	V2-FR6
Washer, for footrest rod.....	2	...	STD-194
Nut, for footrest rod.....	2	...	STD-2
Footrest arm (or hanger), Khaki-green.....	2	...	W41-G3L-FR22
<b>PILLION FOOTRESTS.</b>			
Spindle, for pillion footrests.....	2	...	W41-G3L-FR18
Bolt, pivot, for footrest spindle.....	2	...	STD-403
Nut, for spindle pivot bolt.....	2	...	STD-73
Pillion footrests, complete, per pair.....	1	...	W41-G3L-FR18-A
<b>SADDLE.</b>			
Saddle with springs.....	1	...	W41-G3L-F60
Rexine cover (or saddle top), bare.....	1	...	38-G3-F60T
Rear spring, for saddle.....	2	...	D5-F560
Hinge bolt, for front of saddle.....	1	...	STD-410
Washer, for hinge bolt.....	1	...	STD-10
Nut, for hinge bolt.....	1	...	STD-3
Bolt, fixing spring to frame.....	2	...	STD-368
Washer, for spring to frame bolt.....	2	...	STD-11
Nut, for spring to frame bolt.....	2	...	STD-4
<b>PILLION SEAT.</b>			
Pillion seat.....	1	...	W41-G3L-EQ241
Bolt, fixing pillion seat.....	4	...	STD-70
Washer, for pillion seat bolt.....	4	...	STD-12
Nut, for pillion seat bolt.....	4	...	STD-5
<b>NAME TRANSFERS.</b>			
Transfer for rear mudguard.....	1	...	38-G3-F383
Transfer for top of oil tank.....	1	...	38-G3-F381
Transfer for side of oil tank.....	1	...	38-G3-F392
Transfer for front chaincase.....	1	...	38-G3-F393

KF-W40-G2M-C6

KF-W40-G2M-C1



CF-20841



CF-W40-G2M-C27

BF-35-2-C39



UF-STD-165



UF-STD-580

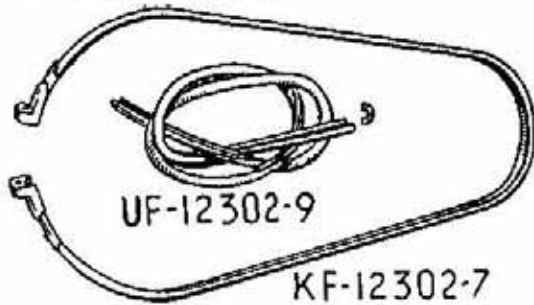
DF-STD-593



CF-STD-781

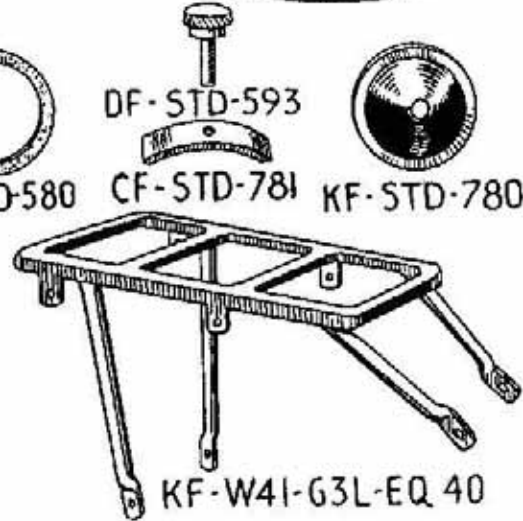


KF-STD-780

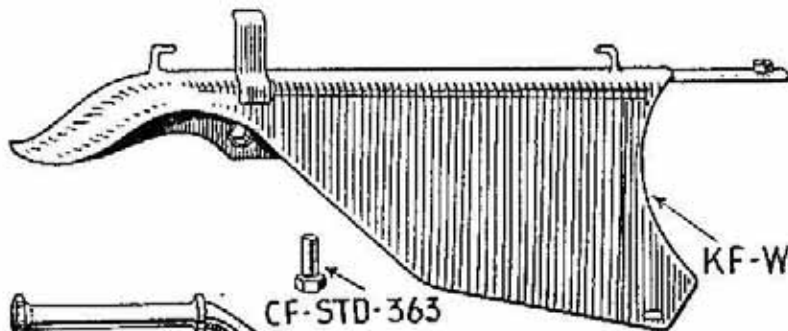


UF-12302-9

KF-12302-7



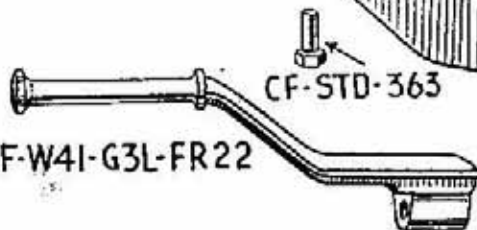
KF-W41-G3L-EQ 40



KF-W40-G2M-C10




CF-36-8-C28



KF-W41-G3L-FR22

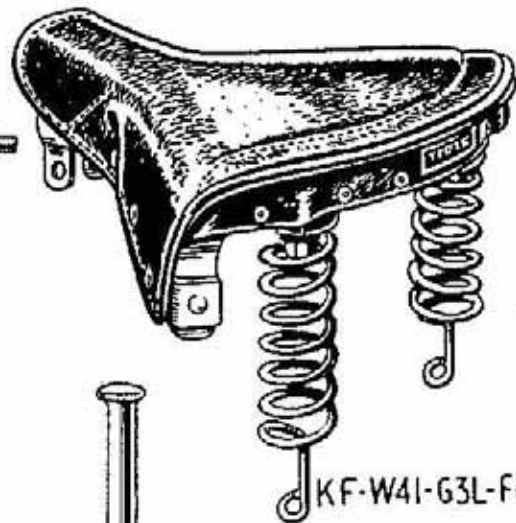
CF-STD-363




KF-V2-FR6



CF-W40-G2M-FR8



KF-W41-G3L-F60



KF-W41-G3L-EQ241

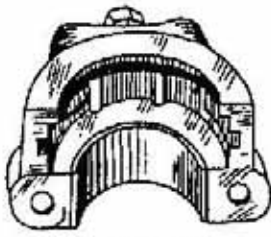


KF-W41-G3L-FR18

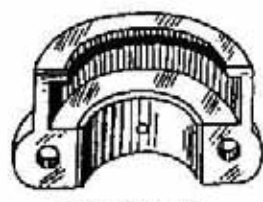
# CONTROL LEVER SECTION.

Description.	Qty.	Price Each.	Part Number.
£ s. d.			
<b>TWIST GRIP.</b>			
Twist grip, complete.....	1	..	SCH-4-139
Half clip, with friction spring.....	1	..	3438-B
Half clip, plain.....	1	..	3430-A
Screw, clamping half clips.....	2	..	2114
Friction spring.....	1	..	3436-A
Adjusting bolt, for friction spring.....	1	..	BC-40
Lock nut, for adjusting bolt.....	1	..	BC-41
Sleeve, less rubber grip.....	1	..	3435-A
Rubber grip, only, for sleeve.....	1	..	5980-A
Sleeve, with rubber grip fitted.....	1	..	3435-A-5980-A
Split adaptor, for throttle casing.....	1	..	3434
<b>DUMMY GRIP.</b>			
Dummy grip.....	1	..	5980-B
<b>CLUTCH AND IGNITION CONTROLS.</b>			
Lever assembly, complete.....	1	..	SCH-4-115
Body, only, for clutch lever.....	1	..	5956-2
Body, only, for ignition lever.....	1	..	6425
Lever, only, for clutch (long).....	1	..	5990-A
Lever, only, for ignition (short).....	1	..	5962-A
<b>BRAKE AND AIR CONTROLS.</b>			
Lever assembly, complete.....	1	..	SCH-4-116
Body only, for brake lever.....	1	..	5955-2
Body, only, for air lever.....	1	..	5999
Lever, only, for brake (long).....	1	..	5990-A
Lever, only, for air (short).....	1	..	5961-A
<b>FITTINGS FOR CLUTCH, BRAKE, IGNITION AND AIR LEVERS.</b>			
Bolt, clamping bodies (with sleeve).....	1	..	5984
Bolt, clamping bodies (plain).....	1	..	5985
Fulcrum screw, for long levers.....	1	..	5616-A
Nut, large, for fulcrum screw.....	1	..	5931
Nut, small, for fulcrum screw.....	1	..	5932
Roller adaptor, for long levers.....	1	..	5902
Fibre washer, grey, for short levers.....	1	..	2324
Spring washer, for short levers.....	1	..	2325
Central screw, for short levers.....	1	..	2782-A
Cap, for short levers.....	1	..	2781
The quantities given above are those for one lever assembly only			
<b>EXHAUST LIFTER LEVER.</b>			
Exhaust lifter lever, complete assembly.....	1	..	SCH-4-68
Exhaust lifter lever, only.....	1	..	3900
Fulcrum screw, for exhaust lifter lever.....	1	..	2114
Nut, for fulcrum screw.....	1	..	8
Body, bare, for exhaust lifter lever.....	1	..	2980-B
Half clip, for lever body.....	1	..	5976-A
Screw, clamping half clip.....	2	..	59841-I





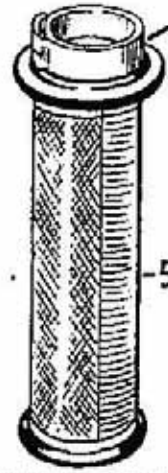
3438-B



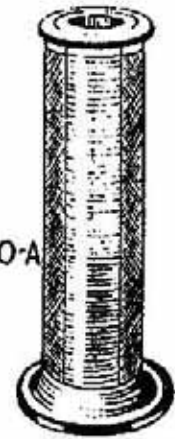
3430-A



2114



3435-A

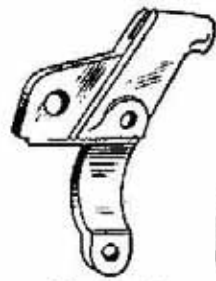


5980-A

5980-B



SCH-A-115

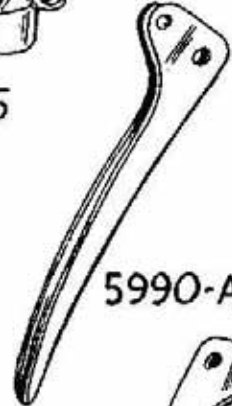


5956-2



6425

3435A-5980-A



5990-A



5962-A



SCH-4-116



5955-2



5990-A




5961-A



5999



5984



5985



5616-A



5902



2325



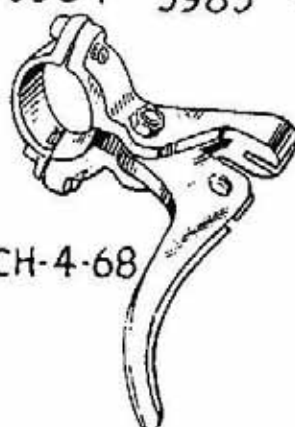
2782-A



2324



2781



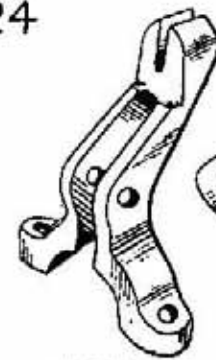
SCH-4-68



3900



2114



2980-B



5976-A



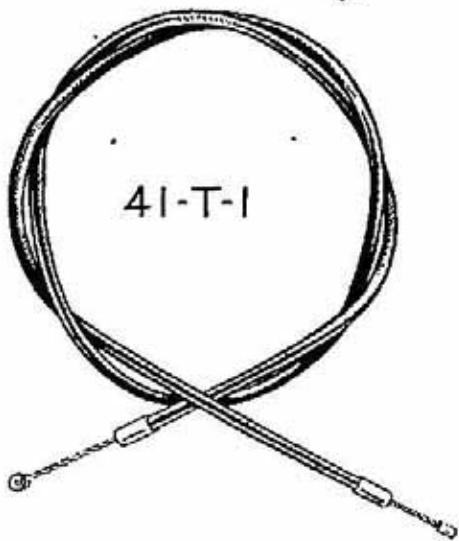
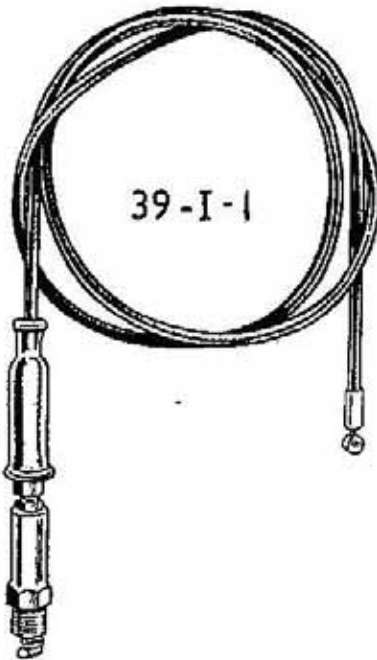
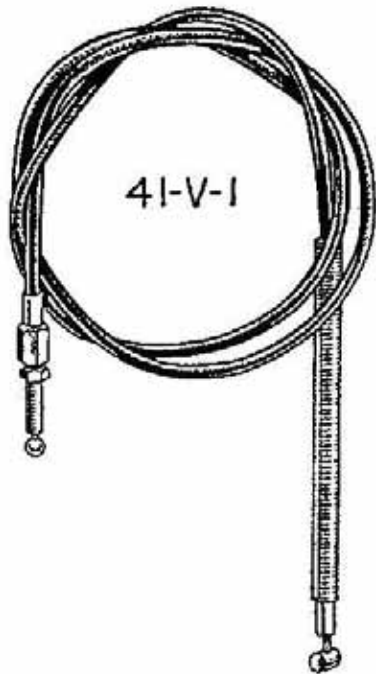
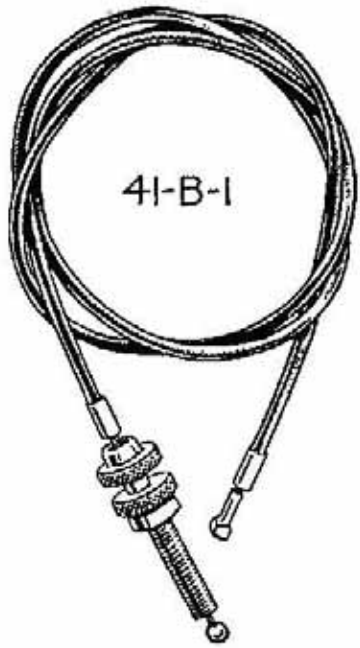
5984-1

## CONTROL CABLE SECTION.

THE COMPLETE CONTROL CABLES LISTED IN THE FOLLOWING SIX PARAGRAPHS INCLUDE ALL THE PARTS THAT MUST BE THREADED ON THE INNER CABLES BEFORE THE NIPPLES ARE FITTED. THEY ARE ASSEMBLED READY FOR USE.

THE INNER WIRES DO NOT INCLUDE THE NIPPLES AND THE OUTER CASINGS DO NOT INCLUDE THE END FERRULES.

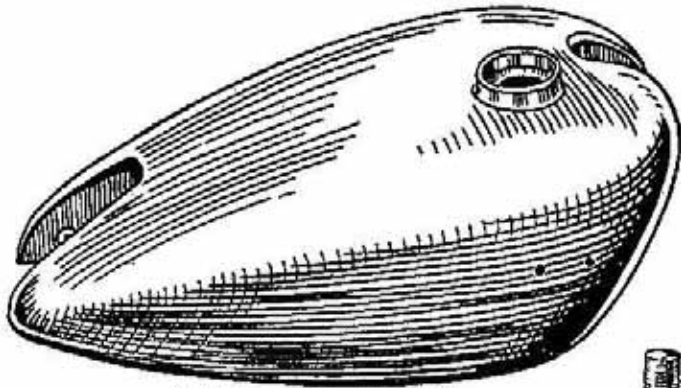
Description.	Qty.	Price Each.	Part Number.
		£ s. d.	
<b>FRONT BRAKE CABLE.</b>			
Front brake cable, complete, assembled.....	1	...	41-B-1
Inner wire, bare, 44in.....	1	...	12-44
Nipple, for inner wire, brake end.....	1	...	993
Nipple, for inner wire, handlebar end.....	1	...	5538
Outer casing, bare, 38in.....	1	...	12C-38
Ferrule, for outer casing.....	2	...	12E
Clip, to cover grease patch on casing.....	1	...	STD-50
Knurled adjuster, for brake cable.....	1	...	16365
Lock nut, for knurled adjuster.....	1	...	16363
Yoke end, for front brake cable.....	1	...	16482
Pin, for yoke end.....	1	...	STD-736
Split pin, for yoke end pin.....	1	...	STD-14
<b>CLUTCH CABLE.</b>			
Clutch cable, complete, assembled.....	1	...	41-C-1
Inner wire, bare, 53½in.....	1	...	12-53½
Nipple, for inner wire, gear box end.....	1	...	4
Nipple, for inner wire, handlebar end.....	1	...	5538
Outer casing, bare, 47½in.....	1	...	12C-47½
Ferrule, for outer casing.....	2	...	12E
Clip, to cover grease patch on casing.....	1	...	STD-50
Adjuster, for clutch casing.....	1	...	20876
Lock nut, for cable adjuster.....	1	...	STD-612
<b>VALVE LIFTER CABLE.</b>			
Valve lifter cable, complete, assembled.....	1	...	41-V-1
Inner wire, bare, 34in.....	1	...	12-34
Nipple, for inner wire, engine end.....	1	...	993
Nipple, for inner wire, handlebar end.....	1	...	2368
Outer casing, bare, 30in.....	1	...	12C-30
Ferrule, for outer casing.....	2	...	12E
Clip, to cover grease patch on casing.....	1	...	STD-50
Armoured sheath, for outer casing.....	1	...	STD-709
Adjuster, for valve lifter cable.....	1	...	11751
Lock nut, for cable adjuster.....	1	...	STD-622
<b>IGNITION CONTROL CABLE.</b>			
Ignition cable, complete, assembled.....	1	...	39-I-1
Inner wire, bare, 45in.....	1	...	11-45½
Nipple, for inner wire, magneto end.....	1	...	MC4
Nipple, for inner wire, handlebar end.....	1	...	3327
Outer casing, bare, 40in.....	1	...	11C-39½
Ferrule, for outer casing.....	2	...	11E
Clip, to cover grease patch on casing.....	1	...	STD-50
Rubber cap, for cable entry to magneto.....	1	...	MC9
Cable adjuster, with lock nut.....	1	...	MC7-8
Cable sleeve (screws into magneto).....	1	...	MC6
Cable return spring.....	1	...	MC5
<b>THROTTLE CONTROL CABLE.</b>			
Throttle cable, complete, assembled.....	1	...	41-T-1
Inner wire, bare, 42½in.....	1	...	11-42½
Nipple, for inner wire, carburettor end.....	1	...	1482
Nipple, for inner wire, handlebar end.....	1	...	3327
Outer casing, bare, 36½in.....	1	...	11C-36½
Ferrule, for outer casing.....	2	...	11E
Clip, to cover grease patch on casing.....	1	...	STD-50
Cable adjuster.....	1	...	14-035
<b>AIR CONTROL CABLE.</b>			
Air cable, complete, assembled.....	1	...	41-A-1
Inner wire, bare, 37in.....	1	...	11-37
Nipple, for inner wire, carburettor end.....	1	...	1482
Nipple, for inner wire, handlebar end.....	1	...	3327
Outer casing, bare, 31in.....	1	...	11C-31
Ferrule, for outer casing.....	2	...	11E
Clip, to cover grease patch on casing.....	1	...	STD-50
Cable adjuster.....	1	...	14-035





# TANK SECTION.

Description.	Qty.	Price Each.	Part Number.
£ s. d.			
<b>PETROL TANK.</b>			
Petrol tank, bare, Khaki-green .....	1	...	KF.W41-G3L-T105
Bolt, fixing tank to frame, front.....	2	...	38-G3-T15-A
Bolt, fixing tank to frame, rear right.....	1	...	38-G3-T15-A
Bolt, fixing tank to frame, rear left.....	1	...	W39-G3-T15
Rubber pad, thick, for tank fixing bolts.....	4	...	16413
Rubber pad, thin, for tank fixing bolts.....	3	...	16414
There is no Thin Rubber Pad on the rear left tank fixing bolt.			
Metal washer, for tank fixing bolts.....	5	...	STD-173
There are two metal washers on the rear left tank fixing bolt.			
<b>PETROL TANK FITTINGS.</b>			
Filler cap, for petrol tank.....	1	...	35-G3-T130
Washer, only, for filler cap.....	1	...	AT-30-C
Tap, for petrol supply .....	1	...	17907
Banjo pin, for tank connection pipe .....	1	...	17908
Fibre washer, small, for tap and pin .....	2	...	STD-200
Fibre washer, large, for tap and pin .....	2	...	STD-201
Wing emblem, for tank, left side .....	1	...	38-G3-T57-L
Wing emblem, for tank, right side .....	1	...	38-G3-T57-R
Embossed letter M, for tank, left side.....	1	...	D5-T500-L
Embossed letter M, for tank, right side.....	1	...	D5-T500-R
Screw, fixing letter M and wing emblem .....	4	...	STD-150
<b>OIL TANK.</b>			
Tank, bare, Khaki-green.....	1	...	W40-G2M-T45
Filler cap, for oil tank.....	1	...	35-G3-T130
Washer, only, for filler cap.....	1	...	AT-30-C
Drain plug, for oil tank.....	1	...	STD-599
Washer, fibre, for drain plug.....	1	...	STD-200
Felt filter, or cartridge.....	1	...	STD-796
Spring, for felt filter.....	1	...	STD-704
Dished washer, for filter spring.....	1	...	STD-797
Screwed cap, for filter compartment.....	1	...	STD-795
Cork washer, for compartment cap.....	1	...	STD-583
For the nuts and washers fixing the oil tank to the frame see BATTERY CARRIER.			
For the bolt, spacers, washer and nut fixing the oil tank to the rear mudguard, see REAR MUDGUARD.			
<b>PETROL PIPE AND FITTINGS.</b>			
Feed pipe, complete with nipples and nuts.....	1	...	W39-G3-T54
Nipple, for petrol pipe, tank end.....	1	...	STD-504
Nipple, for petrol pipe, carburettor end .....	1	...	14-026
Union nut, for petrol pipe, tank end .....	1	...	STD-504-N
Union nut, for petrol pipe, carburettor end .....	1	...	14-042
Tank connection pipe with banjo unions .....	1	...	38-G3-T23-A
Banjo union, for tank connection pipe .....	2	...	STD-500
<b>OIL PIPES.</b>			
Feed pipe, tank to engine .....	1	...	38-G3-E140
Feed pipe, pump to rocker box .....	1	...	37-12-E380
Return pipe, engine to tank.....	1	...	38-G3-E142
Oil discharge pipe, for release valve.....	1	...	STD-755
Rubber connection, for rocker box feed pipe.....	1	...	36-G8-E384
The feed pipe to rocker box (DF-37-12-E380) is in two pieces. The price includes the union nuts but not the rubber connection.			
<b>OIL PIPE FITTINGS.</b>			
Oil union in rocker box.....	1	...	STD-508
Oil union, in oil tank, for oil main feed.....	1	...	STD-510
Nipple, for rocker feed pipe, top end.....	1	...	STD-504
Nipple, for rocker feed pipe, bottom end.....	1	...	STD-509
Nipple, for oil discharge pipe.....	1	...	STD-505
Union nut, for rocker feed, top end.....	1	...	STD-504-N
Union nut, for rocker feed, bottom end.....	1	...	37-12-E385
Union nut, for oil discharge pipe.....	1	...	STD-504-N
Needle adjusting screw.....	1	...	38-G3-E358
Lock nut, for needle adjusting screw.....	1	...	STD-290
The needle adjusting screw (CF-38-G3-E358) screws into the right hand side of the cylinder head and regulates the oil supply to the inlet valve guide.			



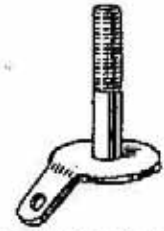
W41-G3L-T105



16414



16413



38-G3-T15-A



35-G3-T130



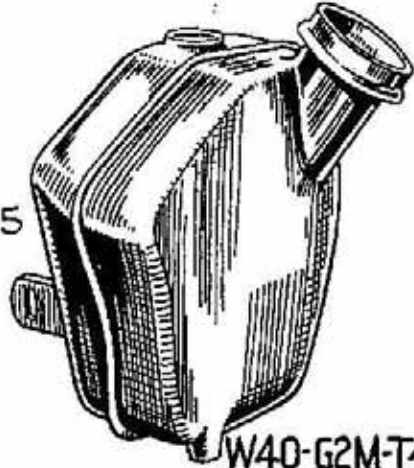
17907



17908



W39-G3-T15



W40-G2M-T45



STD-795



STD-797



STD-704



STD-796



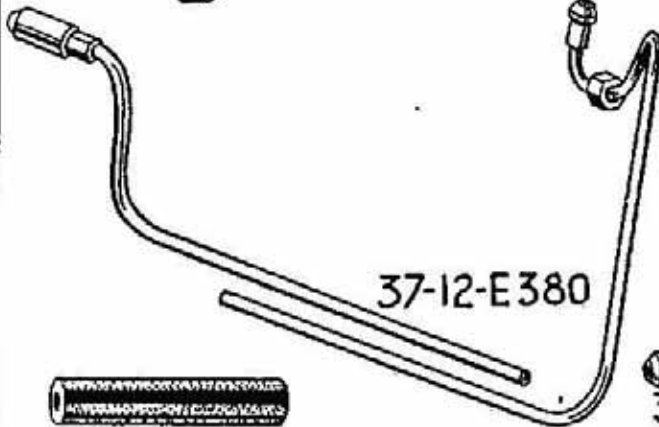
STD-599



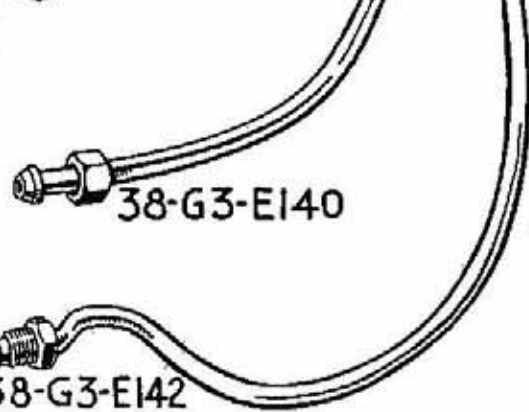
W39-G3-T54



38-G3-T23-A




37-12-E380



38-G3-E140



38-G3-E142



36-G8-E384



STD-755



STD-508



STD-510



38-G3-E358

## WHEEL AND BRAKE SECTION.

**A FRONT WHEEL COMPLETE, WITH ALL FITTINGS, INCLUDES ALL BRAKE PARTS AND HUB BEARINGS, SPINDLE WITH WASHER AND NUT, BUT DOES NOT INCLUDE THE TYRE.**

Description.	Qty.	Price Each.	Part Number.
£ s. d.			
<b>FRONT WHEEL.</b>			
Wheel, with all fittings, Khaki-green.....	1	...	W41-G3L-H45A
Wheel, less all fittings, Khaki-green.....	1	...	W41-G3L-H45
Rim, 19in. by 2½in., Khaki-green.....	1	...	40-G3W0-H20
Spoke, left, 5½in. by 8 G by 10 G.....	20	...	W41-G3L-H51
Spoke, right, 8 ⅞in. by 9 G by 11 G.....	20	...	12399
Nipple, for spoke, left.....	20	...	20678
Nipple, for spoke, right.....	20	...	20680
Hub shell, with brake drum, bare.....	1	...	W40-G2M-H19
Grease nipple, angular, for hub shell.....	1	...	STD-54
Security bolt, for tyre.....	1	...	41-G3-H132

### FRONT WHEEL BEARINGS.

Spindle with roller bearings.....	1	...	40-G12M-H10
Felt washer, for bearings.....	2	...	11909
Spring ring, for bearings.....	1	...	11910
Cup, for felt washer.....	1	...	11911
Spacing ring, for felt washer.....	1	...	11912
Retaining ring, for felt washer.....	3	...	11913
Lock nut, for bearing adjusting ring.....	1	...	11914
Adjusting ring, for bearings.....	1	...	11915
Nut, locating front brake cover plate.....	1	...	40-G12M-H47
Washer, locating front brake cover plate.....	1	...	40-G12M-B100
Nut, outside front brake cover plate.....	1	...	40-G12M-H46
Nut, left, for spindle.....	1	...	STD-1
Washer, for spindle.....	1	...	STD-8

**A REAR WHEEL, COMPLETE WITH ALL FITTINGS, INCLUDES ALL BEARINGS ASSEMBLED, BUT DOES NOT INCLUDE THE CENTRE SOLID SPINDLE, AXLE WASHERS, AXLE NUTS, BRAKE PARTS, SPEEDOMETER DRIVE, SPROCKET AND TYRE.**

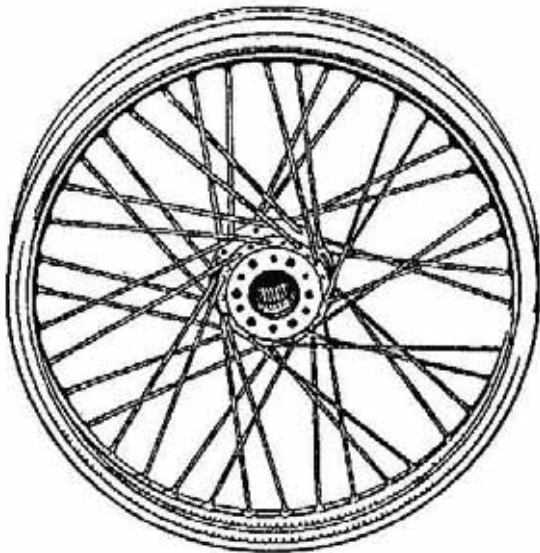
### REAR WHEEL.

Wheel, with all fittings, Khaki-green.....	1	...	W41-G3L-H31-A
Wheel, less all fittings, Khaki-green.....	1	...	W41-G3L-H31
Rim, 19in. by 2½in., Khaki-green.....	1	...	40-G3W0-H21
Spoke, 8 ⅞in. by 6 G by 9 G (left or right).....	40	...	39-8-H54
Nipple, for spoke (left or right).....	40	...	12344
Hub shell, bare.....	1	...	W41-G3L-H2
Grease nipple, angular, for hub shell.....	1	...	STD-54
Security bolt, for tyre.....	1	...	41-G3-H132

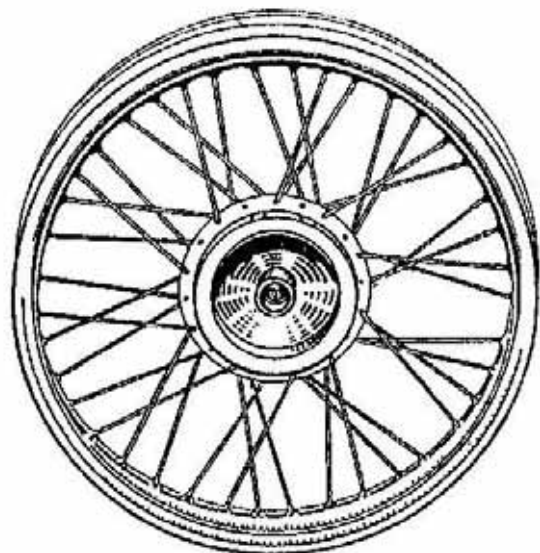
### REAR WHEEL BEARINGS.

Hollow spindle with roller bearings.....	1	...	11905
Felt washer, for bearings.....	2	...	11909
Spring ring, for bearings.....	1	...	11910
Cup, for felt washer.....	1	...	11911
Spacing ring, for felt washer.....	1	...	11912
Felt retaining ring, small hole.....	3	...	11913
Lock nut, for bearing adjusting ring.....	1	...	11914
Adjusting ring, for bearings.....	1	...	11915
Centre solid spindle.....	1	...	W41-G3L-H4-A
Distance piece, for spindle (next to cover plate).....	1	...	W41-G3L-H106
Distance piece, for spindle (fits in fork end).....	1	...	W41-G3LB-54
Distance piece, for speedometer gear box.....	1	...	W41-G3L-H26-S
Nut, left, for solid spindle.....	2	...	STD-2
Washer, for solid spindle.....	2	...	STD-9

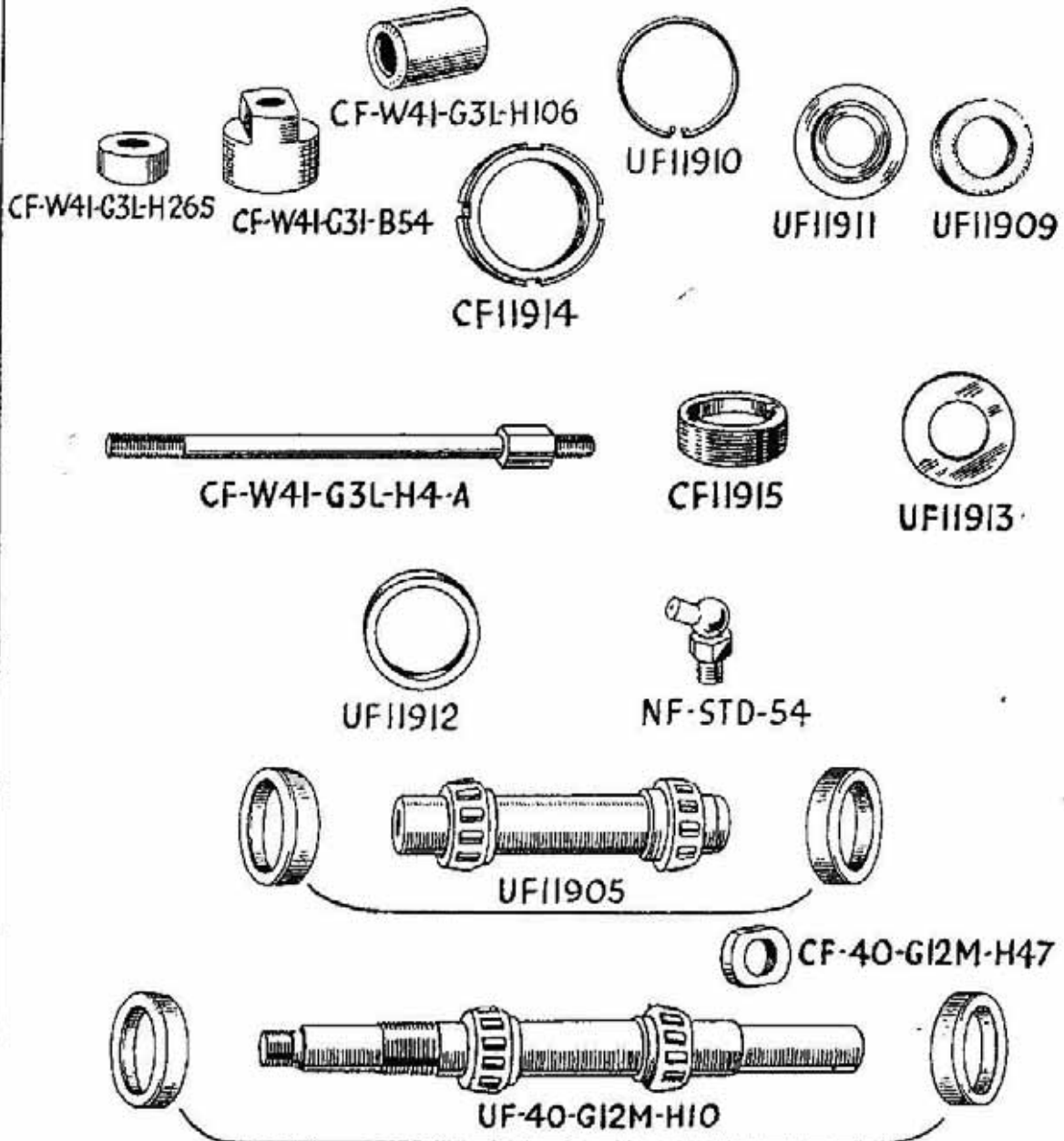




KF-W41-G3L-H31



KF-W41-G3L-H45



Description.	Qty.	Price Each.	Part Number.
£ s. d.			
<b>FRONT BRAKE.</b>			
Brake drum, bare.....	1	...	W40-G2M-B115
Screw, fixing brake drum to hub shell.....	8	...	STD-140
Cover plate, for brake shoes.....	1	...	40-G12M-B60
Anchor bolt, for brake cover plate.....	1	...	40-G12M-B7F
Washer, for anchor bolt.....	1	...	STD-11
Nut, for anchor bolt.....	1	...	STD-4
Split pin, for brake anchor bolt.....	1	...	STD-14
Brake linings, with rivets, per pair.....	1	...	3836-3
Rivets, for brake linings, per set.....	16	...	STD-105
Spring, for brake shoes.....	2	...	20408
Expander, or cam, for brake shoes.....	1	...	36-12-B51
Lever, for brake shoe expander.....	1	...	40-G12M-B65
Grease nipple, for brake expander.....	1	...	STD-51
Washer, for brake expander.....	1	...	STD-174
Nut, for brake expander.....	1	...	STD-4
Brake shoes, with linings and collars, per pair.....	1	...	41-12-B71-A
Brake expander thrust collar, adjusting.....	2	...	41-8-B73

### REAR BRAKE.

Brake cover plate, bare.....	1	...	W41-G3L-B20
Anchor bolt, for brake cover plate.....	1	...	37-8-B7
Nut, for brake cover plate anchor bolt.....	1	...	STD-3
Lock nut, for brake cover plate anchor bolt.....	1	...	STD-73
Split pin, for brake cover plate anchor bolt.....	1	...	STD-6
Brake linings, with rivets, per pair.....	1	...	3836-3
Rivets, for brake linings, per set.....	16	...	STD-105
Spring, for brake shoes.....	2	...	20408
Expander, or cam, for brake shoes.....	1	...	36-12-B51
Lever, for brake expander.....	1	...	38-12-B30
Grease nipple, for brake expander.....	1	...	STD-51
Washer, for brake expander.....	1	...	STD-174
Nut, for brake expander.....	1	...	STD-4
Brake shoes, with linings and collars, per pair.....	1	...	41-12-B71-A
Brake expander thrust collar, adjusting.....	2	...	41-8-B73

For the rear brake drum and sprocket, fixing bolts and nuts, see the TRANSMISSION SECTION.

### REAR BRAKE OPERATING PARTS.

Rear brake foot pedal, Khaki-green.....	1	...	37-G3-B1
Bush, for foot pedal.....	1	...	37-G3-B3
Grease nipple, angular, for foot pedal.....	1	...	STD-54
Spindle, for foot pedal.....	1	...	37-G3-B2
Plain washer, for foot pedal spindle.....	2	...	STD-9
Spring washer, for foot pedal spindle.....	1	...	STD-194
Nut, for foot pedal spindle.....	1	...	STD-2
Return spring, for foot pedal.....	1	...	37-G3-B8
Adjusting bolt, for foot pedal.....	1	...	STD-345
Lock nut, for pedal adjusting bolt.....	1	...	STD-5
Brake rod, bare.....	1	...	37-G3C-B5
Yoke end, for front end of rod.....	1	...	STD-735
Pin, for yoke end.....	1	...	STD-736
Split pin, for yoke end pin.....	1	...	STD-14
Spring, for brake rod.....	1	...	36-G3-B18
Washer, for brake rod spring.....	1	...	STD-178
Adjusting clip, for rear end of brake rod.....	1	...	11772
Pin, for adjusting clip.....	1	...	STD-736
Split pin, for adjusting clip pin.....	1	...	STD-14
Knurled adjusting nut, for brake rod.....	1	...	STD-615



W40-G2M-B115



40-G12M-B60



W41-G3L-B20



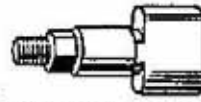
41-8-B73



41-12-B71-A



40-G12M-B7F



36-12-B51



20408



STD-51



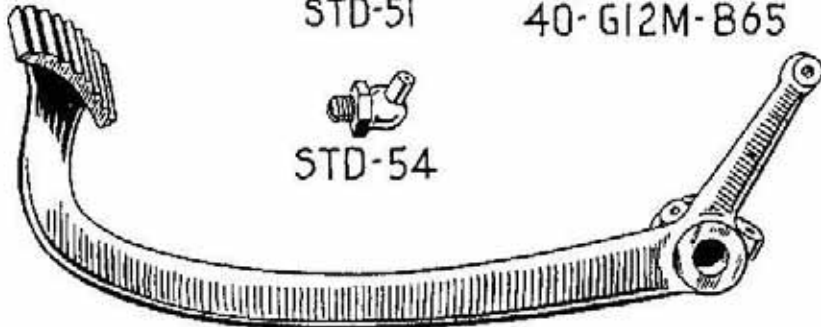
40-G12M-B65



STD-54



38-12-B30




37-G3-B1



37-8-B7



37-G3-B8



37-G3-B2



37-G3-B3

37-G3C-B5



STD 736




STD-735



36-G3-B18



11772



STD-615

## ELECTRICAL SECTION.

Description.	Qty.	Price Each.	Part Number.
		£ s. d.	
<b>MAGNETO.</b>			
Magneto, complete (Lucas, Type N1-I-A-O) .....	1	...	454-229
High tension pick-up, with brush and spring.....	1	...	454-205
Cover, for contact breaker.....	1	...	M-2648-1-DP
Contact breaker point set.....	1	...	484-098
Platform, for magneto, Khaki-green.....	1	...	37-G3-E76
Bolt, fixing magneto, right, long.....	2	...	STD-341
Bolt, fixing magneto, left, short.....	2	...	STD-340
Washer, for magneto fixing bolts.....	4	...	STD-12
Nut, left, for platform front fixing bolt.....	1	...	STD-4
Nut, right, for platform front fixing bolt.....	1	...	35-G3-E56
Washer, for platform front fixing bolt.....	2	...	STD-11
<p style="text-align: center;">The magneto platform is mounted above the rear engine plates. The rear end is secured by the bolt on the seat tube bottom lug (see FRAME parts) and the forward end is secured by the dynamo strap crossbar, which is threaded on both ends and the nuts and washers (CF-STD-4, CF-35-G3-E56 and CF-STD-11), listed above, fit on this bar.</p>			
<b>DYNAMO.</b>			
Dynamo, complete (Lucas type E3AR-AO5-1) .....	1	...	200-430
Brush set, for dynamo.....	1	...	200-290
Locating plate, for dynamo.....	1	...	35-G3-E275
Screw, fixing locating plate to dynamo.....	2	...	STD-44
Washer, for locating plate screw.....	2	...	STD-178
Strap, clamping dynamo.....	1	...	FE-76
Hinge pin, for clamping strap.....	1	...	STD-791
Threaded collar, for strap eye.....	1	...	35-G3-E277
Bolt, tightening, for clamping strap.....	1	...	35-G3-E280
Square crossbar, for clamping strap bolt.....	1	...	35-G3-E279
<b>VOLTAGE CONTROL UNIT.</b>			
Voltage regulator and cut-out, complete, Type L33.....	1	...	33020-A-L33
Bolt, fixing regulator to frame.....	2	...	STD-70
Washer, for regulator fixing bolts.....	2	...	STD-12
Nut, for regulator fixing bolts.....	2	...	STD-5
<b>BATTERY.</b>			
Battery, complete, Lead-Acid type, dry.....	1	...	PUW-7E
Battery, complete, Lead-Acid type, charged.....	1	...	PUW-7E-CH
Cover, only, for Lead-Acid Battery.....	1	...	S-2171-1B
<b>BATTERY CARRIER.</b>			
Battery carrier, complete, Khaki-green.....	1	...	W36-G3-E185
Back portion of carrier, bare, Khaki-green.....	1	...	W36-G3-E181-A
Front portion of carrier, bare, Khaki-green.....	1	...	W39-G3-E132
Hinge pin, for battery carrier front.....	1	...	XE-184
Battery clamping bolt.....	1	...	AE-180
Seat, for battery clamping bolt.....	1	...	AE-178
Nut, for battery clamping bolt.....	1	...	AE-177
Nut, fixing carrier to frame.....	2	...	STD-4
Washer, for battery fixing nut.....	2	...	STD-174
Stay, from carrier to chain guard.....	1	...	DE-181-B
Screw, fixing stay to carrier.....	1	...	STD-40
<b>HORN.</b>			
Horn, less switch and bracket (HF-500) .....	1	...	HF-500
Bolt, fixing horn to plate on frame.....	1	...	STD-402
Washer, for horn fixing bolt.....	1	...	STD-10
Nut, for horn fixing bolt.....	1	...	STD-3



Description.	Qty.	Price Each.	Part Number.
		£ s. d.	
<b>HEAD LAMP.</b>			
Head lamp, complete, Khaki-green (DU-42) .....	1	...	054673D
Outer shell, for head lamp, Khaki-green .....	1	...	515-677
Panel, complete with switch and ammeter .....	1	...	308-333
Front rim, for head lamp, Khaki-green .....	1	...	560-876
Glass, only, for head lamp .....	1	...	560-862
Mask, black Manilla, (fitted behind glass) .....	1	...	560-667
Reflector, for head lamp, less bulb holders .....	1	...	NB398-36
Reflector, back shell assembly .....	1	...	515-191
Clip and screw assembly, for main bulb holder .....	1	...	N-890
Main bulb, for head lamp, 6 volts, 24 by 24 watts .....	1	...	70
Pilot bulb, for head lamp, 6 volts, 3 watts .....	1	...	200
Lamp stay, or bracket, top, left .....	1	...	W41-G3L-FF74-L
Lamp stay, or bracket, top, right .....	1	...	W41-G3L-FF74-R
Lamp stay, or bracket, bottom, left .....	1	...	W41-G3L-FF73-L
Lamp stay, or bracket, bottom, right .....	1	...	W41-G3L-FF73-R
Bolt, fixing stay to fork crown .....	2	...	STD-360
Washer, for stay fixing bolt .....	2	...	STD-192
Bolt, fixing lamp to brackets .....	2	...	112-209
Washer, for lamp fixing bolts .....	2	...	137-141
Washer, "Shakeproof" .....	2	...	188-366
	per dozen		
<b>REAR LAMP.</b>			
Rear lamp, complete, less bulb, type L-WD-MCT-1 .....	1	...	53000A
Rear portion of lamp (bracket body) .....	1	...	525-892
Front portion of lamp, with red glass .....	1	...	525-906
Bulb holder parts, with Cable .....	1	...	525-897
Bulb, for rear lamp, 6 volts, 3 watts .....	1	...	200
Bolt, fixing rear lamp .....	2	...	STD-70
Washer, plain, for lamp fixing bolt .....	2	...	STD-12
Washer, spring, for lamp fixing bolt .....	2	...	STD-191
Nut, for lamp fixing bolt .....	2	...	STD-5
<b>SWITCHES.</b>			
Lighting main switch, for panel in head lamp .....	1	...	351-541
Handle, only, for main switch (with screw) .....	1	...	351-544
Spring, fixing switch in panel .....	1	...	308-234
Horn switch, complete .....	1	...	762-100
<b>ELECTRICAL SUNDRIES.</b>			
Ammeter, for panel in head lamp .....	1	...	364-461
Cable harness, complete .....	1	...	983-321
Electric light cable, single .....	Q	...	ELC-WO
Electric light cable, triple .....	Q	...	ELC-3
Screwed connector, for rear lamp cable .....	1	...	SA-147
Sparking plug (LODGE H-53) .....	1	...	H-53-678
High tension cable .....	Q	...	STD-543
Terminal, for high tension cable .....	1	...	STD-541
Suppressor, for sparking plug .....	1	...	This is a War Office Supply.

# ACCESSORY SECTION.

Description.	Qty.	Price Each.	Part Number.
£ s. d.			
<b>SPEEDOMETER.</b>			
Speedometer head, only, non-trip, 80 m.p.h. ....	1	...	S-433-B-EX-5413
Nut, fixing head to bracket .....	2	...	N-1115
Washer, for head fixing nut .....	2	...	W-7001
Driving cable, complete, 54in. long .....	1	...	53395-1-54
Inner cable, only, 54in. long .....	1	...	52108-54
Outer cable, only, 54in. long .....	1	...	53398-1-54
Clip, for outer cable .....	1	...	W41-G3L-F311
Screw, for outer cable clip .....	1	...	STD-450
Washer, for outer cable clip screw .....	1	...	STD-190
Gear box, complete .....	1	...	52283-2
Bracket, for speedometer .....	1	...	40-G12M-FF78
Bolt, fixing speedometer bracket .....	2	...	STD-342
Washer, for speedometer bracket bolt .....	2	...	STD-12

## TOOLS.

Tool bag .....	1	...	17520
Screwdriver .....	1	...	LTK-13
Pliers .....	1	...	LTK-15
Gudgeon pin circlip pliers .....	1	...	11024
Grease gun .....	1	...	LTK-20
Tyre inflator .....	1	...	38-G3-EQ2
Tyre lever .....	3	...	W40-G3-TK29
Spanner, double end, $\frac{1}{2}$ in. by $\frac{1}{2}$ in. ....	2	...	W41-G3L-TK1
Spanner, double end, $\frac{1}{2}$ in. by $\frac{3}{8}$ in. ....	1	...	W41-G3L-TK2
Spanner, triple end, .80in. by 1.01 in. by 1.200in. ....	1	...	RTK-3
Spanner, box, for sparking plug .....	1	...	17634
Spanner, for dynamo chain adjustment .....	1	...	RTK-1
Spanner, for hub lock nut .....	1	...	11717
Spanner, for contact breaker points .....	1	...	LTK-5
Adjustable wrench .....	1	...	LTK-12

## TOOL BOXES.

Tool box, bare, Khaki-green .....	1	...	W40-G3-F45-1
Knurled screw, for tool box lid .....	1	...	37-8-F53
Spring washer, for tool box lid screw .....	1	...	STD-189
Nut, for tool box lid screw .....	2	...	STD-5
Bolt, fixing tool box to guard stay .....	1	...	STD-70
Washer, for stay bolt .....	1	...	STD-12
Nut, for stay bolt .....	1	...	STD-5
Bolt, front, fixing box to seat stay .....	1	...	STD-346
Bolt, rear, fixing box to seat stay .....	1	...	STD-347
Spacer, for seat stay bolt .....	2	...	RC-28
Washer, for seat stay bolt .....	2	...	STD-12
Nut, for seat stay bolt .....	2	...	STD-5
Stay, for tool box .....	1	...	W40-G3-F158
Bolt, fixing stay to tool box .....	1	...	STD-361
Washer, for tool box stay bolt .....	1	...	STD-11
Nut, for tool box stay bolt .....	1	...	STD-4

**For the bolt fixing the stay to the mudguard stay, see " Bolt, fixing guard to front of stay, right " in " REAR MUDGUARD."**

## CABLE CLIPS.

Rubber clip, size A .....	5	...	STD-523
Rubber clip, size B .....	4	...	STD-522
Rubber clip, size C .....	2	...	STD-521
Rubber clip, size D .....	2	...	STD-520
Strip aluminium pliable clip .....	2	...	STD-525

The Cable Clips are used to retain the Control cables, the Electric Lighting cables and the Speedometer Driving cable.

Description.	Qty.	Price Each.	Part Number.
--------------	------	-------------	--------------

## EQUIPMENT.

£ s. d.

Chain rivet extractor (Pennant) .....	1	...	167-5
Box of chain spares (Renolds) .....	1	...	110056-8207
Repair outfit .....	1	...	W40-G3-TK24
Webbing straps .....	2	...	W40-G3-TK25
Insulating tape .....	1	...	W40-G3-TK28

Each box of chain spares includes :—

- 2 Single connecting chain links.
- 1 Chain inner link.
- 1 Double cranked chain link.
- 3 Spring clip fasteners.

## GASKET SET.

INDIVIDUAL GASKETS AND WASHERS ARE LISTED IN THE GROUPS TO WHICH THEY BELONG. A COMPLETE SET OF ENGINE GASKETS CAN BE SUPPLIED, AS UNDER :—

Gasket set, for engine .....	1	...	41-WO-EQ5
------------------------------	---	-----	-----------

THE ABOVE SET OF GASKETS CONTAINS :—

2	37-8-E3	Paper washer, for cylinder base.
2	STD-582	Paper washer, for oil pump end caps.
1	37-8-E78	Paper washer, for timing gear cover.
1	STD-581	Compo washer, for carburetter.
1	STD-581	Compo washer, for carburetter packing piece.
1	39-8-E440	Compo washer, for rocker box.
2	38-G4-E368	Rubber gasket, for cover tube (top).
2	STD-691	Rubber gland, for cover tube (bottom).
1	38-G4-E65	Rubber fillet, for tappet cover.
3	STD-205	Fibre washer, for tappet cover nuts.
2	35-12-E73	Fibre washer, for tappet guides.
2	STD-201	Fibre washer (large), for petrol tap and pin.
2	STD-200	Fibre washer (small), for petrol tap and pin.
3	STD-203	Fibre washer, for oil hole screws in crankcase.
1	12268	Copper gasket, for cylinder head.

## SPECIAL TOOLS.

THE FOLLOWING VALVE GRINDING TOOLS CAN BE SUPPLIED. THE FIRST IS SUITABLE FOR CASUAL USE AND THE SECOND IS RECOMMENDED AS A WORKSHOP TOOL.

Valve grinding tommy .....	1	..	11520
Valve holder, for grinding.....	1	..	38-G4-TK9-A

Neither of the above tools is included in the standard tool kit.

# INDEX

	Page		Page
Battery .....	32	Jets .....	8
Battery Carrier .....	32	Kickstarter .....	14
Brake, Front .....	30	Lamps .....	33
Brake, Rear .....	30	Magneto .....	32
Cable Clips .....	34	Magneto Sprocket .....	10
Carburettor .....	8	Mixing Body .....	8
Carrier .....	20	Mudguards .....	18
Chains .....	10	Name Transfers .....	20
Chain Case .....	20	Oil Pump .....	4
Chain Guard .....	20	Overhead Rockers .....	6
Clutch .....	14	Pillion Footrests .....	20
Clutch Operating Parts .....	14	Pillion Seat .....	20
Clutch Sprocket .....	10	Pipes, Petrol and Oil .....	26
Connecting Rod .....	2	Piston .....	2
Control Cables .....	24	Push Rods .....	6
Control Levers .....	22	Push Rod Cover Tubes .....	6
Crankcase .....	4	Rear Wheel Sprocket .....	10
Crankcase Bearings .....	4	Release Valve .....	4
Crankcase Bolts .....	4	Rocker Box .....	6
Cylinder .....	2	Saddle .....	20
Cylinder Head .....	2	Silencer .....	6
Dummy Grip .....	22	Speedometer .....	34
Dynamo .....	32	Stands .....	18
Dynamo Sprocket .....	10	Switches .....	33
Electrical Sundries .....	33	Tank, Petrol .....	26
Engine Sprocket .....	10	Tank, Oil .....	26
Equipment .....	35	Tappets .....	4
Exhaust Pipe .....	6	Timing Gears .....	4
Exhaust Valve Lifter .....	6	Tools .....	34
Float Chamber .....	8	Tools, Special .....	35
Flywheels .....	2	Tool Box .....	34
Footrests .....	20	Twist Grip .....	22
Forks .....	16	Valves, Carburettor .....	8
Fork Assemblies .....	18	Valves, Engine .....	2
Front Stand .....	18	Voltage Control Unit .....	32
Frame .....	16	Wheel, Front .....	28
Gasket Set .....	35	Wheel, Rear .....	28
Gear Box, complete .....	10	Wheel Bearings .....	28
Gear Box Bearings .....	12		
Gear Control Parts .....	14		
Gear Box Fixing Bolts .....	12		
Gear Operating Parts .....	12		
Gear Shafts and Gears .....	12		
Gear Box Shell .....	10		
Gear Box Sprocket .....	10		
Handlebars .....	18		
Horn .....	32		