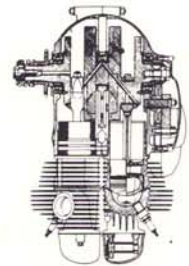


PLACE
STAMP
HERE

500cc Moto-Cross Single Racing over-square engine.
Single Cylinder, power impulse gives the greatest tractive power.
Large Alloy Head with center let-fire spark plug, Alloy barrel with 8.7 to 1 compression piston.
New Racing Cams. New hair-pin valve spring of high tensile steel.
Famous 7R racer bottom end.
Flywheels machined from forged steel discs with large holes drilled for balance.
A Big Roller Bearing on the timing side.
Two extra large ball bearings on the drive side.
Large 1 1/2" diameter racing crankpin with caged rollers. Double thickness rigid crankcases.
INLET VALVES are SILCHROME STEEL—EXHAUST VALVES ARE OF K3965 STEEL.
600cc Twin.
Square engine of 72mm Bore x 72.8mm Stroke.
Separate Large finned alloy heads.
Separate high grade iron cylinder barrels — allows uniform cooling, eliminating hot spots.
Long hold-down bolts pass through the head and barrel into the crankcase. The connecting rods are immensely strong, of forged light alloy.
Vanderbilt insert bearings are fitted in the big ends. Two separate gear type oil pumps give positive high pressure oiling. All oiling is via drilled oilways in the castings, no outside oil pipes are used.
Lightest weight valve mechanism is employed.
Pivot-arm cam followers are used.
Rocker arms are eccentric spindle mounted, eliminating heavy double-nut adjusting tappets.




SINGLE ENGINE



TWIN ENGINE

1957



WORLD'S FINEST QUALITY MOTORCYCLES



COOPER MOTORS U. S. DISTRIBUTOR
5832 S. BROADWAY LOS ANGELES, CALIF.

PARTS - EAST OF MISSISSIPPI RIVER
E. C. Shillingsford, 1635 Hunting Park Ave.
Philadelphia, Penn.

This scan is explicit for non-commercial use and is not intended for financial or material gain by anyone

600cc *Hurricane* SCRAMBLES TWIN

A genuine Scrambles Competition Model in all details. With loads of surging power plus agile handling similar to a bounding antelope. YOU can win on one of these **super motorcycles**.

Equipped with high speed "Hurricane" Engine. Competition gas tank, alloy fenders Moto-Cross frame, forks and wheels. Cross-over chrome exhaust pipes.


The new "Hurricane" Engine. Basically the same as the world famous G45 Racing Engine. Now 1/8" larger inlet valves, 8 1/2 to 1 compression. Racing cams, high-velocity porting. New designed combustion chamber. Large monobloc carburetor.

Available with road tires and road gearing.

Chrome forks TOP TO BOTTOM,
Chrome Primary Chrome Rims,
Polished alloy full width hubs.
Polished Alloy engine and gearbox.

WITH THE NEW *Hurricane* ENGINE — NOW!! THE HOTTEST

AJS models equipped with BLACK petrol tanks and 300x21 front tires.



THE WORLD'S MOST BEAUTIFUL SPORTS MOTORCYCLE

IT'S COVERED WITH BRIGHT CHROME AND POLISHED ALLOY

500cc CLUBMAN SINGLE

THE FINEST ALL AROUND MOTORCYCLE IN THE WORLD

Powerful, dependable, economical, and comfortable. A fast cruiser that is also ready for the rough stuff. The most comfortable ride. The dual seat is air-foam. The springing is soft Teledraulic. Your best control — Your best handling.



STOPLIGHTS AND HIGH HANDLEBARS ARE STANDARD EQUIPMENT ON ALL MODELS

500cc MOTO-CROSS COMPETITION SINGLE

THE WORLD'S MOST FAMOUS SCRAMBLER

MATCHLESS models equipped with RED petrol tanks and 350x19 front tires.




Special For 1957

Racing Inlet Cam. Larger Inlet Valve. Hi Tension Racing Hairpin Valve Springs. Center Jet-fire Spark Plug.

600cc *Super* CLUBMAN TWIN

THE ULTIMATE IN BEAUTY AND MODERN DESIGN



Super CLUBMAN TWINS EQUIPPED WITH *Hurricane* ENGINE

72mm Bore x 72.8mm Stroke. It's the big bore that counts. When combined with the short connecting rod it gives quick angularity to the crankshaft throw, creating most power to turn the crankshaft. Produces greatest horsepower. The biggest bore of all vertical twins.

It's the hottest.

It's the toughest.

It's the best handling.

Alloy Racing Engine. Heavy duty gear box and clutch. Special scrambles frame and heavy teledraulic forks. New Super Girling rear shocks. Full width alloy hubs. Heavy spoked and wide rim rear wheel. Lucas Racing Magneto. Forged steel footrests. Full lighting equipment, quick detachable headlight.



The Clubman Twins are the ultimate in dressed-up motorcycles. They are outstanding with all the color and chrome and polished alloy – with the new beautifully designed petrol tank and the streamlined full width hubs.

The world's most comfortable riding motorcycle. Teledraulic Forks (patented) double action hydraulic. New Super Girling Rear Shock. Soft, airfoam cushioned Twin Seat. Riding position engineered for utmost comfort.



This scan is explicit for non-commercial use and is not intended for financial or material gain by anyone

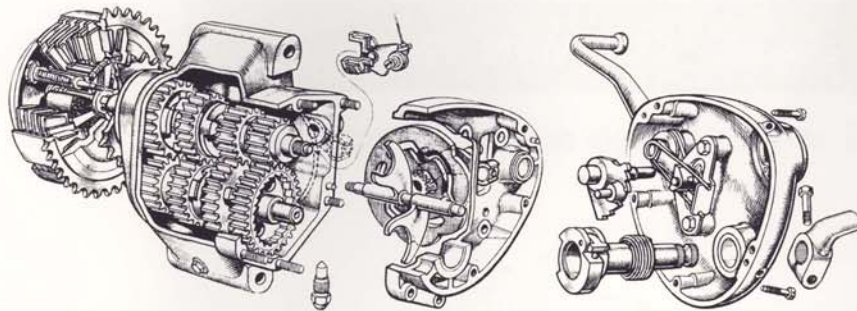
MATCHLESS DIRT TRACK RACER

TAILOR-MADE FOR AMERICAN TRACK RACING



500cc Speed tuned alloy engine. Rigid frame with light Teledraulic forks. 9 to 1 compression. Extra large valves. High tensile valve springs. Center jet-fired spark plug. 1 3/8" Grand Prix Amal carburetor. Lucas TT type magneto.


Alloy wheel rims, spool type front hub Alloy petrol tank, special remote oil tank. Folding footrests. Tachometer, Kill button on handlebar. 350x19 front tire, 400x19 rear tire. Rear brake for testing purposes. Assortment of 4 extra engine sprockets. Burman standard ratio gear box. Other ratios available.



Constant mesh with large rugged gears and massive shifting dogs. New positive gear selector. Heavy alloy cases with multiple studs for fastening. Ball bearings on the main shaft and on the lay-shaft drive end. The clutch is greater in size, with inserts of fiber impregnated with neoprene. Cantilever easy operating and positive, clutch release.

600cc Twin crankshaft. Solid one-piece crankshaft. 3 Main Bearings, Two Flywheels. Large caged Roller Bearings support each end of crankshaft. Oiling, through center, heavy insert type main bearing.

CRANKSHAFT



Statically and dynamically balanced 3 bearing twin cylinder crankshaft.

FRONT WHEEL



Full width light alloy hubs with racing type straight spokes.

REAR WHEEL



New quickly detachable rear wheel incorporating cushioned rubber drive.

GAS TANK



Petrol tanks featuring chromium plated side panels enhance the appearance of the twin models.