

MATCHLESS TRAILBLAZER

Model G12 650 c.c. O.H.V.

A superb road mount with ample power to meet any occasion, together with quick response, smoothness, good road manners, to suit the most discriminating rider.





MATCHLESS APACHE

Model G12CS 650 c.c. O.H.V. Model G12CSR 650 c.c. O.H.V.

650 c.c. overhead valve Sports Twin . . . High performance, high speed Twin that is truly a short-fused BOMB ready to EXPLODE INTO BREATHTAKING PERFORMANCE at the twist of the throttle . . . special cams, new Competition heads, high compression pistons, big valves give this machine the best get-up-and-go of any motorcycle on the market!

(The G12CS is the same as the G12CSR, except it is available on the West Coast only, with Knobbly tires and special gearing for West Coast Scrambles)





MATCHLESS PATHFINDER

Model G2 250 c.c. O.H.V.


Superbly styled road lightweight . . . 250 c.c. O.H.V. oversquare engine . . .
cruises comfortably at 60-70 m.p.h., solo or buddy . . . the perfect machine
for every use.



MATCHLESS ARROW

Model G2CS 250 c.c. O.H.V.


250 c.c. O.H.V. oversquare engine especially built for high performance giving terrific power for on and off the road . . . developed specifically for the Competition and Scrambles rider.



MATCHLESS RACER

Model G50 496 c.c. O.H.C.


The limited number of G50's produced are individually built in the Works Racing Department. Each engine is run in on the bench and power tested to a predetermined figure before being accepted for installation. Supplied to the current F.I.M. racing specification and ready for immediate use in International events.



MATCHLESS WOODSMAN


Model G80CS 500 c.c. O.H.V.

500 c.c. oversquare single . . . rough, tough and exciting. World's most versatile machine for on or off the road.



MATCHLESS WESTERNER Model G80CS 500 c.c. O.H.V.
MATCHLESS TYPHOON Model G80TCS 600 c.c. O.H.V.

Two rugged high performance, high speed motorcycles built for Competition. Provided now in both 500 c.c. and 600 c.c. engines. Designed and built especially for the rugged individual who demands the utmost from a big single, combined with lightness and ease of handling.



MATCHLESS TOMAHAWK

Model G9 500 c.c. O.H.V.

500 c.c. O.H.V. twin . . . a clean, attractive machine especially designed for the enthusiastic road rider . . . reliability, smooth power coupled with easy starting and maximum economy.