


# Magnificent MATCHLESS

## MOTOR CYCLES

for 1962

### MONITOR


250 c.c. MODEL G2  
 Making the most use of every gallon of petrol but shrewdly designed and very capable of multi-mile transport for 1962, the classic styled Monitor provides low budget, high performance motor cycling at its best.



### MONITOR SPORTS

250 c.c. MODEL G2S


Powered by a delightfully clean and silencing engine the model G2S is a joy to the discriminating rider who appreciates the positive steering, superb road holding and scintillating performance provided by this elegant sports edition of the Monitor.



### MATADOR

350 c.c. MODEL G5


With the same classic good looks of the Monitor but designed for the rider who demands even more power, the Matador's added torque allied to its light weight and excellent handling produce an extraordinarily popular machine.



### MERCURY SPORTS

350 c.c. MODEL G3S


Steering superbly well and with brakes to match its enhanced performance, the exhilarating Mercury Sports is made to measure for the man in a hurry.



### MERCURY

350 c.c. MODEL G3


Known and respected the world over, the G3 for 1962 has an all-new short stroke motor with greatly increased power output. The duplex frame, large dual-seat and generously proportioned levers provide luxurious and superbly safe motor cycling.



### MAJOR

500 c.c. MODEL G80


Exemplifying all that is best in the British tradition of large capacity single cylinder motor cycles, the Major is finished and possesses the ability to devour distance in a most unobtrusive manner, the model G80 represents an extremely sound investment.



### MAJESTIC

650 c.c. MODEL G12


Striking in style, power, performance and dependability, the Majestic G12 is unrivalled for both solo or motor use, whilst the man who demands value for every pound, dollar or rupee, cannot fail to be satisfied.



### MONARCH

650 c.c. MODEL G12CSR


100 mph is less than the maximum of the magnificent Matchless Monarch and handling, steering, superb brakes and race type suspension combine to produce a lithe, agile and supremely safe motor cycle. Some-dropped bars are fitted as standard.



### MAESTRO

350 c.c.


Rickety, smud, sand, water, mud, and boulders are the basic ground of the GJC.



### MARKSMAN

500 c.c. MODEL G80CS

The confidence inspired by this stimulating thoroughbred turns novice into expert and expert into champion.



### MESSINGER

250 c.c. MODEL G2CS

Though rugged and purposeful, the G2CS excels in its class with strengthened forks, special gear ratio, reinforced bottom and large capacity air cleaner. It is ready for the starting line.

A team of three G20's won the Manufacturers' Team Prize in the 1961 Isle of Man Senior T.T.

