



&



## MUDGUARD, REAR – RIGID ONLY

### ASSEMBLY GUIDE

1949 Model G3L & G80

12<sup>th</sup> FEBRUARY 2024

by  
John Ready  
john.ready@outlook.com.au

#### **INTRODUCTION.**

This guide is produced to allow the author to collate the information needed to identify parts that I continue to acquire. I hope that this information is of value to other collectors.

My interest is assembling bikes which are correct for the year and model. Whilst all the bikes are not necessarily “correct” I am always on the lookout for the “correct” part. Like all addicts, I will never “be finished”.

#### **DISCLAIMER.**

This Restoration Guide has been prepared solely for the use of John Ready. Use by any other party is completely at the risk of that party.

John Ready neither undertakes or accepts any liability in any way whatsoever to other any, in respect of the data herein contained including any errors or omissions however caused.

#### **COPYRIGHT STATEMENT.**

Many images are those of other people from the internet. Unfortunately, I cannot acknowledge these parties as I do not know who they are. Most are from the various Spare Parts Manuals produced by A.J. Stevens, Matchless and later by AMC. My thanks to those whose images allow this guide to function.

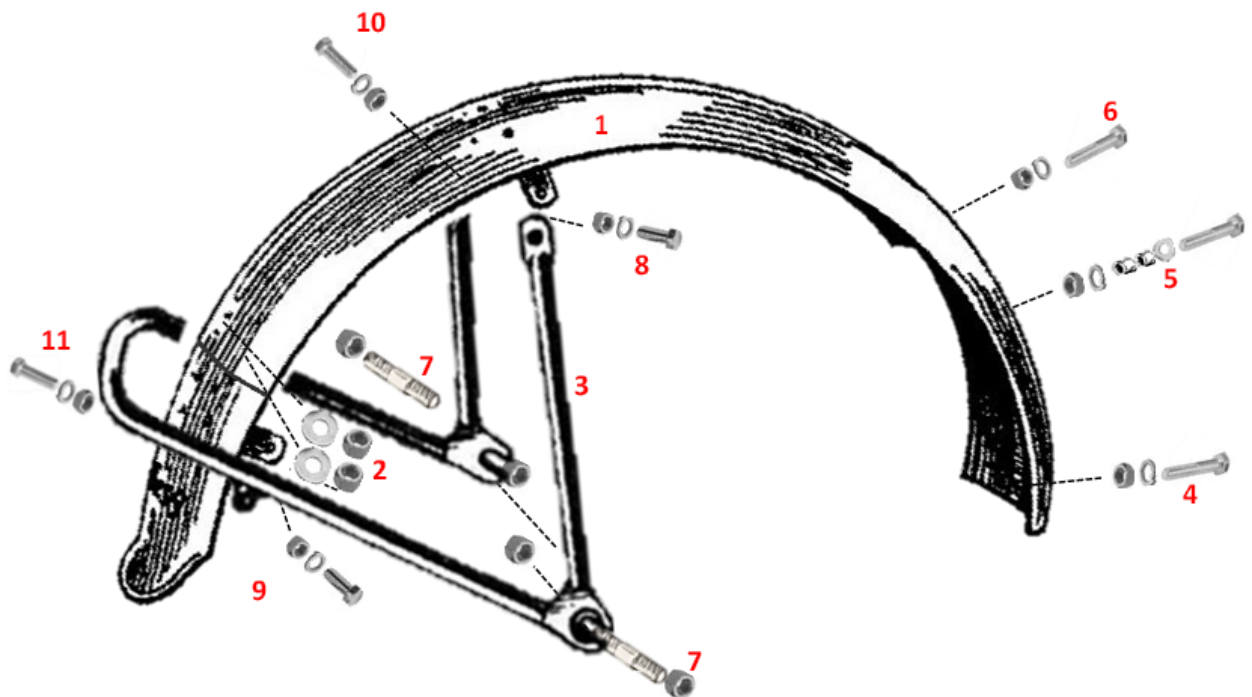

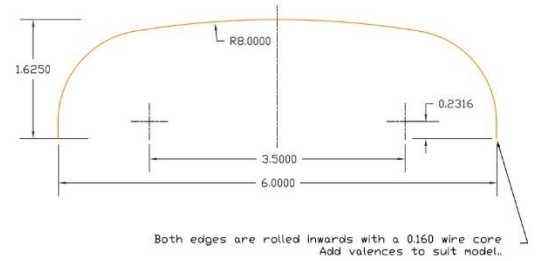
As the copyright, if any, cannot be identified, this publication is not for commercial gain but is designed to assist AJS and Matchless fanatics to assemble parts for particular models.

# AJS & Matchless Parts and Year Guide

## Mudguard, Rear – Rigid Models

### 1.1. 1949 MODELS

#### 1.1.1. MATCHLESS G3L & G80



*Figure 1: 1949 introduced the removable rear section of the mudguard moved to just in front of the rear stay in the arch. Mudguard is 1" wider than previous years.*

# AJS & Matchless Parts and Year Guide

## Mudguard, Rear – Rigid Models

### 1949 Matchless G3L & G80

Item No.	Description Common	No Off	Part No	Part No. Common
1	Mudguard, rear, bare (includes both halves and the two binding bolts).	1	013786	013786
2	Nut, uniting front and rear portions	2	STD-5	000005
2	Washer, for guard uniting nut	2	STD-12	000012
3	Arch, tubular, rear mudguard	1	013885	013885
4	Bolt, fixing guard to bottom bridge	1	STD-346	000346
4	Washer, spring, for bottom bridge bolt	1	STD-191	000191
4	Nut, for bottom bridge bolt	1	STD-5	000005
5	Bolt, fixing mudguard to oil tank bracket	1	STD-342	000342
5	Washer, plain, for oil tank bracket bolt	1	STD-172	000172
5	Nut, for oil tank bracket bolt	2	STD-5	000005
6	Bolt, fixing guard to top bridge	1	STD-346	000346
6	Washer, spring, for top bridge bolt	1	STD-191	000191
6	Nut, for top bridge bolt	1	STD-5	000005
7	Stud, in fork end, for arch	2	STD-270	000270
7	Nut, locking stud in fork end	2	STD-74	000074
7	Nut (with collar), locking guard stay to fork end stud	2	STD-213	000213
8	Bolt, fixing mudguard to stay, 3/4" by 5/16" by 26	1	STD-363	000363
8	Washer, spring, for rear stay bolts	1	STD-192	000192
8	Nut, for stay bolt	1	STD-4	000004
9	Bolt, fixing mudguard to rear of arch	1	STD-368	000368
9	Washer, spring, for rear arch bolt	1	STD-192	000192
9	Nut, for stay bolt	1	STD-4	000004
10	Bolt, fixing mudguard to stay, 3/4" by 5/16" by 26	1	STD-363	000363
10	Washer, spring, for rear stay bolts	1	STD-192	000192
10	Nut, for stay bolt	1	STD-4	000004
11	Bolt, fixing mudguard to rear of arch	1	STD-366	000366
11	Washer, spring, for rear stay bolts	1	STD-192	000192
11	Nut, for stay bolt	1	STD-4	000004