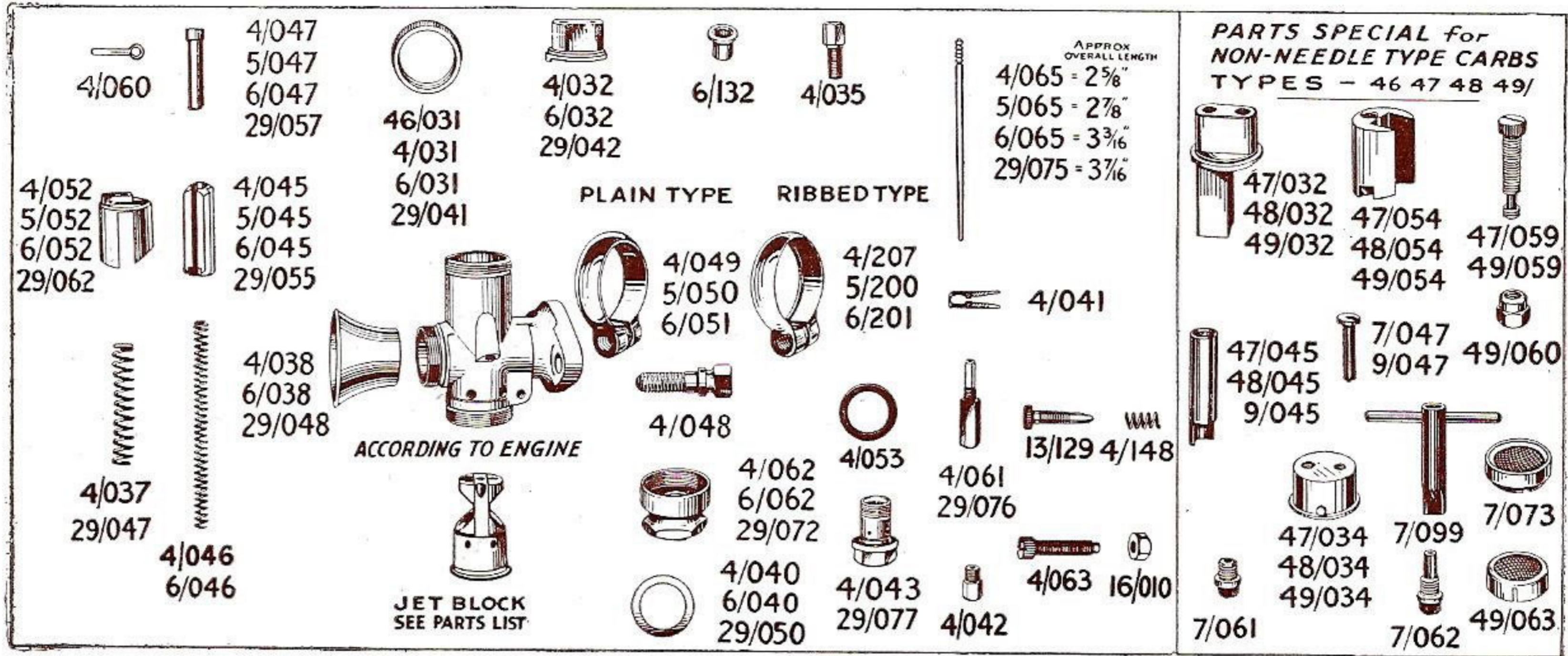


SPARE PARTS LIST

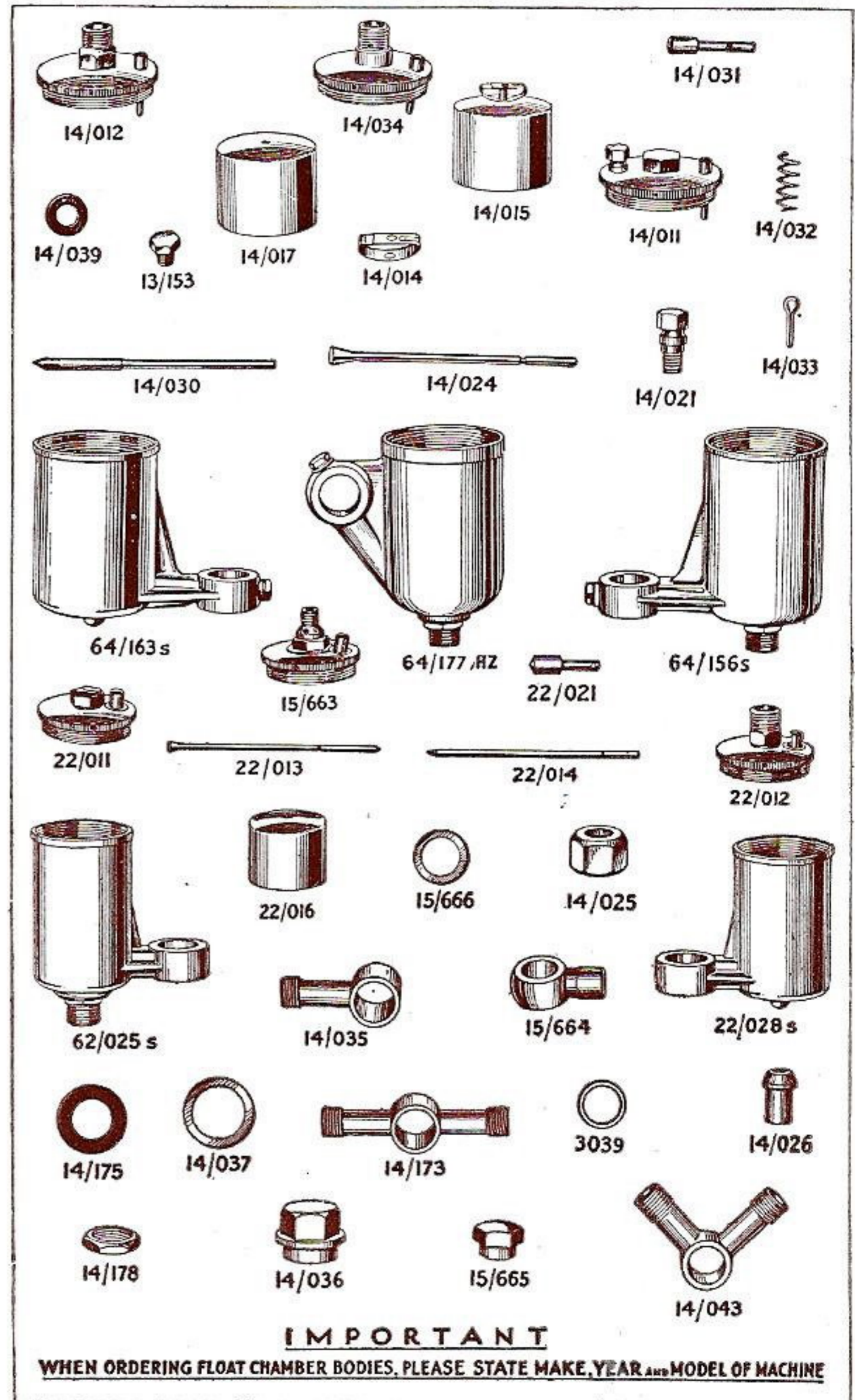
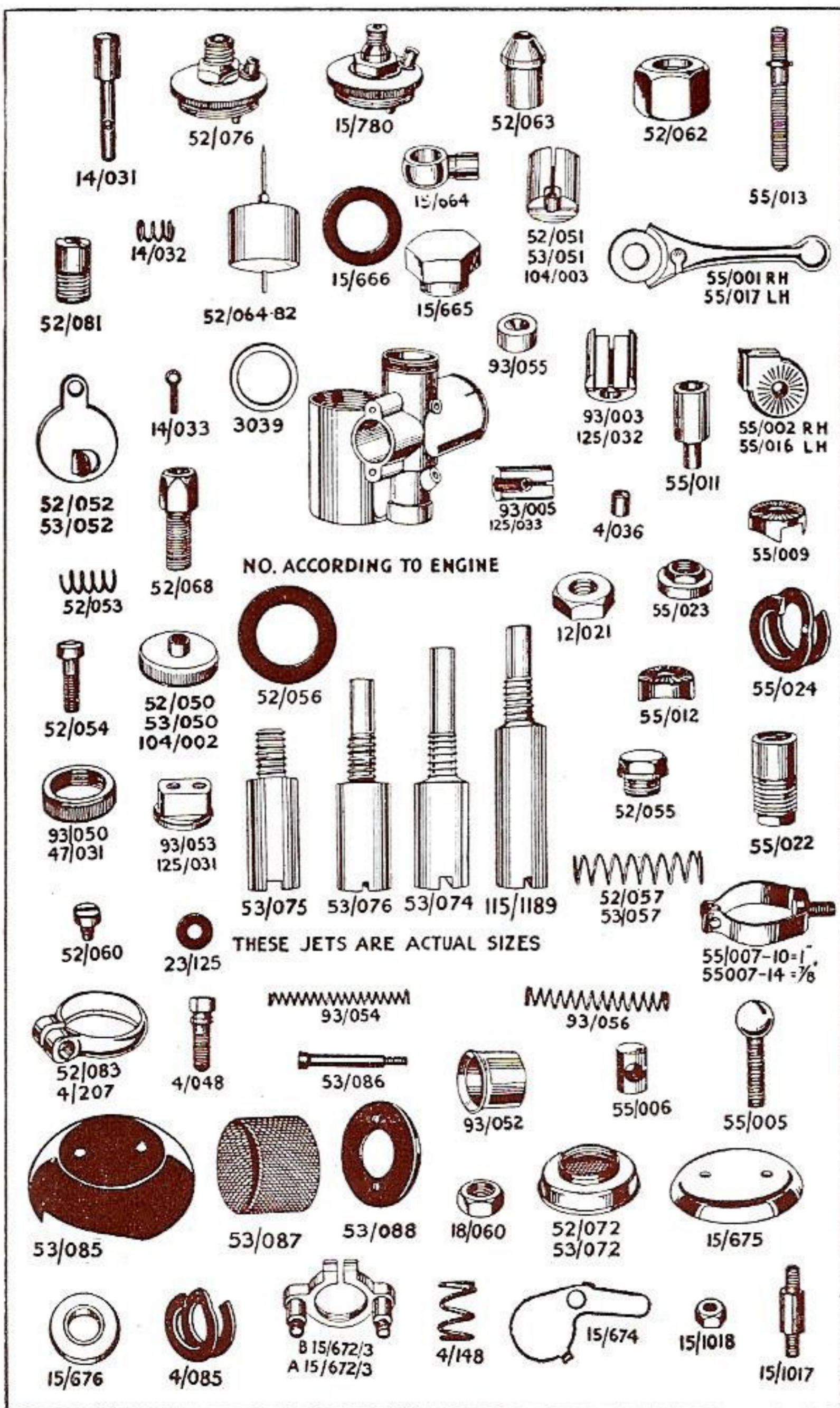
FOR AMAL CARBURETTORS

AMAL MIXING CHAMBER PARTS.

LIST No. A351.



For Spare Parts List and Prices for above refer to page 2.



LIGHTWEIGHT 2 JET CARB. WITH COMBINED FLOAT CHAMBER—For Spare Part prices see page 4

For Spare Part prices see page 3.

AMAL LTD., Holford Works, Perry Barr, BIRMINGHAM, 20, England.

'Phone: BIRchfields 4571 (5 lines).

Telegrams: Amalcarb. 'Phone, Birmingham.

MIXING CHAMBER PARTS FOR AMAL NEEDLE AND NON-NEEDLE (BINKS) TYPE CARBURETTERS

Component	Amal Carburetters NEEDLE TYPE				Binks or Non-Needle Type Carburetters				Price	
	Type 4/ 74/ & 274/	Type 5/ 75/ & 275/	Type 6/ 76/ & 276/	Type 29/ 89/ & 289/	Type 46/	Type 47/	Type 48/	Type 49/	s.	d.
Mixing Chamber	According to Engine	—	—	—	According to Engine	According to Engine	—	—	10	0
Ditto	According to Engine	—	—	—	According to Engine	According to Engine	—	—	12	0
Ditto	According to Engine	—	According to Engine	—	According to Engine	According to Engine	According to Engine	According to Engine	14	0
Ditto	According to Engine	—	According to Engine	According to Engine	According to Engine	According to Engine	According to Engine	According to Engine	16	0
Jet Block and Barrel	—	—	—	—	—	—	—	—	—	—
complete, size 17 Bore	4/057	—	—	—	—	—	—	—	7	6
Ditto 21	4/058	—	—	—	—	—	—	—	7	6
Ditto 25	4/059	—	—	—	—	—	—	—	7	6
Ditto 28	—	5/057	—	—	—	—	—	—	7	6
Ditto 33	—	5/058	—	—	—	—	—	—	7	6
Ditto 39	—	—	6/057	—	—	—	—	—	7	6
Ditto 45	—	—	6/058	—	—	—	—	—	7	6
Ditto 51	—	—	6/059	—	—	—	—	—	7	6
Ditto 54	—	—	—	29/068	—	—	—	—	10	0
Ditto 58	—	—	—	29/069	—	—	—	—	10	0
Ditto 61	—	—	—	29/070	—	—	—	—	10	0
Ditto 65	—	—	—	29/071	—	—	—	—	10	0
Mixing Chamber Union Nut	4/062	4/062	6/062	—	—	47/033	4/062	6/062	2	3
Ditto	—	—	—	29/072	—	—	—	—	3	0
Mixing Chamber Cap	4/031	4/031	6/031	—	—	47/031	4/031	6/031	2	6
Ditto Ditto	—	—	—	29/041	—	—	—	—	3	0
Ditto Ditto	—	—	—	—	46/031	—	—	—	2	3
M/Chamber Cap Fixing Spring	4/235	4/235	4/235	29/201	—	—	—	—	—	9
Screw for ditto	4/241	4/241	4/241	4/241	—	—	—	—	—	2
Mixing Chamber Top	4/032	4/032	6/032	—	—	47/032	48/032	49/032	2	6
Ditto Ditto	—	—	—	29/042	—	—	—	—	3	3
Cable, per length complete	—	—	—	—	—	—	—	—	—	2
Midway Cable Adjusters	3792-3-4	3792-3-4	3792-3-4	3792-3-4	—	—	—	—	1	6
Cable Stop, top hat shape	6/132	6/132	6/132	—	—	6/132	6/132	6/132	—	3
Cable Adjuster	4/035	4/035	4/035	4/035	4/035	4/035	4/035	4/035	—	6
Cable Nipples	1482	1482	1482	1482	1482	1482	1482	1482	—	2
Throttle Valve Spring	4/037	4/037	4/037	29/047	4/037	4/046	4/046	6/046	—	4
Air Funnel	4/038	4/038	6/038	—	—	4/038	4/038	6/038	3	0
Ditto	—	—	—	29/048	—	—	—	—	3	6
Washer for Jet Block	4/040	4/040	6/040	29/050	—	47/040	4/040	6/040	—	2
Spring Clip for Needle	4/230	4/230	4/230	4/230	—	—	—	—	—	6
Holding Bolt	4/043	4/043	4/043	29/077	4/043	4/043	4/043	4/043	3	0
Air Valve	4/045	5/045	6/045	—	—	47/045	48/045	9/045	3	9
Ditto	—	—	—	29/055	—	—	—	—	4	0
Air Valve Spring	4/046	4/046	4/046	4/046	—	4/046	4/046	6/046	—	4
Air or Throttle Valve Guide	4/047	4/047	6/047	—	—	7/047	4/047	9/047	1	0
Ditto	—	—	—	29/057	—	—	—	—	1	3
Outlet Clip Screw	4/048	4/048	4/048	4/048	4/048	4/048	4/048	4/048	—	6
*Outlet Clip for 1" Outlet	4/049	4/049	4/049	—	—	4/049	4/049	—	2	6
* Ditto 1 1/8" ditto	—	5/050	5/050	—	—	—	5/050	5/050	2	6
* Ditto 1 1/4" ditto	—	—	—	27/058	—	—	—	—	3	0
* Ditto 1 1/2" ditto	—	—	6/051	6/051	—	—	6/051	—	2	6
* Ditto 1 3/4" ditto	—	—	—	27/059	—	—	—	—	3	0
* Ditto 1 7/8" ditto	—	—	—	—	46/040	—	—	—	2	0
* Ditto 1 7/8" ditto	—	—	—	—	46/041	—	—	—	2	0
Throttle Valve	4/052	5/052	6/052	—	—	47/054	48/054	49/054	6	0
Ditto	—	—	—	29/062	—	—	—	—	6	6
Ditto .35 bore	—	—	—	—	46/032	—	—	—	3	9
Ditto .41 bore	—	—	—	—	46/033	—	—	—	4	0
Throttle Valve .468 bore	—	—	—	—	46/034	—	—	—	4	6
Ditto .531 bore	—	—	—	—	46/035	—	—	—	4	6
Ditto .60 bore	—	—	—	—	46/036	—	—	—	4	6
Holding Bolt Washer	4/053	4/053	4/053	4/053	4/053	4/053	4/053	4/053	—	2
Needle Jet	4/061	4/061	4/061	29/076	—	—	—	—	2	6
Needle for Jet	4/065	5/065	6/065	29/075	—	—	—	—	2	0
Air Adjusting Screw	13/129	13/129	13/129	13/129	—	—	—	—	—	9
Spring for Ditto	4/148	4/148	4/148	4/148	—	—	—	—	—	3
Filter	—	—	—	—	—	49/063	49/063	49/063	—	9
Filter complete	—	—	—	—	7/073	—	—	—	2	3
Jet Key	—	—	—	—	7/099	7/099	7/099	7/099	1	6
Main Jet	4/042	4/042	4/042	4/042	—	—	—	—	—	8
Ditto	—	—	—	—	7/062	7/062	7/062	7/062	—	8
Pilot Jet	—	—	—	—	7/061	7/061	7/061	7/061	—	8
Throttle Stop Screw	4/063	4/063	4/063	4/063	—	47/059	49/059	49/059	—	9
Ditto ditto Lock Nut	16/010	16/010	16/010	16/010	—	49/060	49/060	49/060	—	2
Split Cotter Pin for Th'ttle Valve	4/060	4/060	4/060	4/060	—	—	—	—	—	1
Strangler Thimble	—	—	—	—	46/037	—	—	—	—	6
Strangler Inner Sleeve	—	—	—	—	46/038	—	—	—	—	6
Strangler Lever	—	—	—	—	46/039	—	—	—	—	9
Valve Location Peg	—	—	—	—	49/066	—	—	—	—	4
Strangler Spring	—	—	—	—	46/042	—	—	—	—	4
Special Throttle Valve	—	—	—	—	—	47/055	—	—	6	0
Special Air Valve	—	—	—	—	—	47/056	—	—	3	0
Levis Throttle Valve	—	—	—	—	—	47/131	—	—	6	0
Jet Seat	—	—	—	—	—	47/034	48/034	49/034	1	6

Types 4/ 5/ 6/ and 29/ are Brass Mixing Chambers. Types 74/ 75/ 76/ and 89/ are Die-cast Mixing Chambers.

*Please State if Plain or Ridged Type.

Letter P stamped after Carburetter Type denotes Carburetter is Pump Type

FLOAT CHAMBER PARTS.

Component	PART NUMBERS				Price s. d.
	Large Float Chamber		Small Float Chamber		
	Bottom Feed	Top Feed	Bottom Feed	Top Feed	
Float Chamber Complete, Twin Standard ..	14/076	14/096	—	—	49 6
Float Chamber Complete	64/079	64/099	—	—	23 0
Ditto ditto Single Standard	—	—	62/079	62/099	19 6
*Float Chamber Body	64/155SP	64/162SP	—	—	14 0
*Ditto ditto	64/155SBP	64/162SBP	—	—	14 0
*Ditto ditto	64/153LP	64/157LP	—	—	14 0
*Ditto ditto	64/153LBP	64/157LBP	—	—	14 0
*Ditto ditto	64/154L	64/161L	—	—	14 0
*Ditto ditto	64/154LB	64/161LB	—	—	14 0
*Ditto ditto	64/156S	64/163S	—	—	14 0
*Ditto ditto	64/156SB	64/163SB	—	—	14 0
*Ditto ditto	—	64/187 Bent	—	—	14 0
*Ditto ditto	—	—	62/025S	62/028S	10 6
*Ditto ditto	—	—	22/001SP	22/002SP	10 6
*Ditto ditto (Horizontal)	64/177HZ	64/176HZ	—	—	14 0
*Ditto ditto ditto	—	—	22/005/15HZ	22/006/15HZ	10 6
*Ditto ditto	14/009 Twin	14/010 Twin	—	—	30 0
*Ditto ditto	14/009 Twin-P	14/010 Twin-P	—	—	30 0
Float Chamber Cover (Standard)	14/208	14/297	22/011	22/012	3 9
Float Chamber Cover (for Banjo fitting)	—	14/034	—	15/663	3 9
Float Chamber Cover Lock Screw	14/021	—	—	—	4
Float	14/015	14/017	22/016	22/016	3 9
Needle Valve	14/024	14/030	22/013	22/014	1 6
Float Chamber Needle Clip	—	161/054	—	—	2
Tickler	14/209	14/209	22/021	22/021	10
Tickler Stop	14/210	14/210	22/037	22/037	3
Tickler Spring	14/032	14/032	14/032	14/032	2
Tickler Cotter Pin	14/289	14/289	14/289	14/289	1
Petrol Union Nut	14/042	14/042	14/042	14/042	9
Petrol Union Nipple	14/026	14/026	14/026	14/026	5
Bow Spring for Float	14/014	—	—	—	4
Banjo Connection (Single)	14/035	14/035	—	—	3 0
Ditto ditto ditto direct pipe fitting	—	—	—	15/664	2 3
Ditto ditto (Twin 90°)	14/043	14/043	—	—	6 9
Ditto ditto (Twin 180°)	14/173	14/173	—	—	6 9
Banjo Connection Nut	14/036	14/036	—	15/665	9
Banjo Connection Nut Washer	14/037	14/037	—	—	2
Banjo Connection Copper Washer	—	—	—	3039	2
Banjo Connection Fibre Washer	—	—	—	15/666	1
Float Chamber Platform Plug Screw	13/153	13/153	—	—	3
Washer for above	14/039	14/039	—	—	1
Seating Locknut	14/178	—	14/178	—	4
Seating Washer	14/175	—	14/175	—	2
1/2" Lock Screw for Float Chamber Cover	3319	3319	—	—	2

Please SEND patterns when possible.

*When ordering Float Chamber Bodies please state finish (Chromium or Black).

*RE FLOAT CHAMBER SYMBOLS:—

SP denotes Short Base—Pump type.
 SBP .. Short Base—Banjo Pump type.
 LP .. Long Base—Pump type.
 LBP .. Long Base—Banjo Pump type.
 L .. Long Base—Standard type.
 LB .. Long Base—Standard Banjo type.
 S .. Short Base—Standard type.
 SB .. Short Base—Standard Banjo type.
 HZ .. Type fitted to Horizontal Mixing Chamber Carburetters.

SPARES LIST FOR LIGHTWEIGHT 2 JET CARBS. WITH COMBINED FLOAT CHAMBER.

SINGLE LEVER CARBURETTORS TYPES 52/, 53/, 103/, 104/ and 115/
DOUBLE LEVER CARBURETTORS TYPES 93/ and 125/.

MIXING CHAMBER AND FLOAT CHAMBER SPARE PARTS AND PRICES.

Component	Type 52/	Type 53/	Type 93/	Type 103/	Types 104/ & 115/	Type 125/	Price s. d.
Mixing Chamber	*According to Engine	*According to Engine	*According to Engine	*According to Engine	*According to Engine	*According to Engine	18 9
Mixing Chamber Top	52/050	53/050	—	53/050	104/002	—	2 3
Mixing Chamber Ring	—	—	93/050	—	—	—	2 3
Mixing Chamber Ring	—	—	—	—	—	47/031	2 6
Mixing Chamber Top	—	—	93/053	—	—	125/031	2 6
Throttle Valve	52/051	53/051	93/003	53/051	104/003	125/032	3 9
Air Valve	—	—	93/005	—	—	125/033	2 3
Cable Adjuster	52/068	52/068	52/068	52/068	52/068	52/068	6
Cable Nipple (Air Cable)	4/036	4/036	4/036	4/036	4/036	4/036	2
Cable Nipple (Throttle Cable)	—	—	93/055	—	—	93/055	2
Strangler Lever	52/052	53/052	—	—	—	—	9
Strangler Spring	52/053	52/053	—	—	—	—	3
Strangler Screw	52/054	52/054	—	—	—	—	3
Air Tube	—	—	93/052	—	—	93/052	1 6
Jet Plug	52/055	52/055	52/055	52/055	52/055	52/055	1 6
Jet Plug Washer	52/056	52/056	52/056	52/056	52/056	52/056	2
Throttle Valve Spring	52/057	53/057	93/056	53/057	53/057	93/056	4
Air Valve Spring	—	—	93/054	—	—	93/054	4
Outlet Clip (see Note)	52/083	—	—	—	—	—	2 0
Ditto ditto (see Note)	—	4/207	4/207	4/207	4/207	4/207	2 6
Outlet Clip Screw	4/048	4/048	4/048	4/048	4/048	4/048	6
Pilot Jet	53/075	53/075	53/075	53/075	53/075	53/075	8
Main Jet (see Note)	53/076	53/076	53/076	53/076	53/076	15/1631	8
Float Chamber Plug Screw or Valve Locating Screw	52/060	52/060	52/060	52/060	52/060	52/060	2
Petrol Union Nut	52/062	52/062	52/062	52/062	52/062	—	9
Petrol Union Nipple	52/063	52/063	52/063	52/063	52/063	—	5
Float and Needle (Combined)	52/064/082	52/064/082	52/064/082	52/064/082	52/064/082	52/064/082	3 9
Float Chamber Plug Screw Washer	23/125	23/125	23/125	23/125	23/125	23/125	1
Gauze Air Intake, complete	52/072	53/072	53/072	53/072	53/072	53/072	2 3
Tickler	14/031	14/031	14/031	14/031	14/031	14/031	10
Tickler Spring	14/032	14/032	14/032	14/032	14/032	14/032	2
Tickler Cotter Pin	14/033	14/033	14/033	14/033	14/033	14/033	1
Tickler Bush	52/081	52/081	52/081	52/081	52/081	52/081	9
Float Chamber Cover comp'te with Tickler Float Chamber Cover complete with Tickler, Banjo type	52/076	52/076	52/076	52/076	52/076	52/076	3 9
Banjo Connection	15/780	15/780	15/780	15/780	15/780	15/780	3 9
Banjo Connection Nut	15/664	15/664	15/664	15/664	15/664	15/664	2 3
Banjo Washer (Copper)	15/665	15/665	15/665	15/665	15/665	15/665	9
Banjo Washer (Fibre)	3039	3039	3039	3039	3039	3039	2
Strangler Body and Studs	15/666	15/666	15/666	15/666	15/666	15/666	1
Strangler Lever	B15/672/3	A15/672/3	A15/672/3	A15/672/3	A15/672/3	A15/672/3	2 3
Strangler Stud	15/674	15/674	15/674	15/674	15/674	15/674	1 6
Strangler Stud Nuts, Small	15/1017	15/1017	15/1017	15/1017	15/1017	15/1017	4
Strangler Stud Nuts, Large	15/1018	15/1018	15/1018	15/1018	15/1018	15/1018	1
Strangler Spring	18/060	18/060	18/060	18/060	18/060	18/060	2
Strangler Spring Washer	4/148	4/148	4/148	4/148	4/148	4/148	3
Strangler Cone Washer	4/085	4/085	4/085	4/085	4/085	4/085	2
Strangler Body Clip Pin	15/676	15/676	15/676	15/676	15/676	15/676	3
Strangler Cowl	52/054	52/054	52/054	52/054	52/054	52/054	3
Intake Gauze	15/675	15/675	15/675	15/675	15/675	15/675	1 2
Intake Gauze Cowl	—	53/087	53/087	53/087	53/087	53/087	9
Intake Gauze Back Plate	—	53/085	53/085	53/085	53/085	53/085	1 6
Intake Gauze Pins	—	53/088	53/088	53/088	53/088	53/088	9
Intake Gauze Pins	—	53/086	53/086	53/086	53/086	53/086	6

*When ordering new Mixing Chamber, please state type required (this will be found stamped on the outlet of the old mixing chamber), motor-cycle it is to suit, also type of AIR INTAKE fitted to old Mixing Chamber, i.e., Screwed or Bolt Fixing.

RE OUTLET CLIPS. Please send pattern when ordering ; failing this, please state whether plain or ridged type is required.

RE MAIN JET. Please send pattern when ordering ; failing this, please state number of Jet and overall length.