

**LUCAS**  
*Quality*  
**EQUIPMENT**  
&  
**SPARE PARTS**



**1962**  
**A.M.C.**  
(A.J.S. — MATCHLESS)  
**MOTOR CYCLES**

---

**JOSEPH LUCAS (SALES & SERVICE) LTD · BIRMINGHAM 18 · ENGLAND**

Compiled and issued by Parts Publications, Technical Records Department, Joseph Lucas (Sales & Service) Ltd., Great Hampton Street, Birmingham, 18  
COPYRIGHT.—All rights reserved. No part of this publication may be reproduced without permission



# EQUIPMENT SPECIFICATIONS AND PAGE INDEX

## EQUIPMENT SPECIFICATIONS AND PAGE INDEX

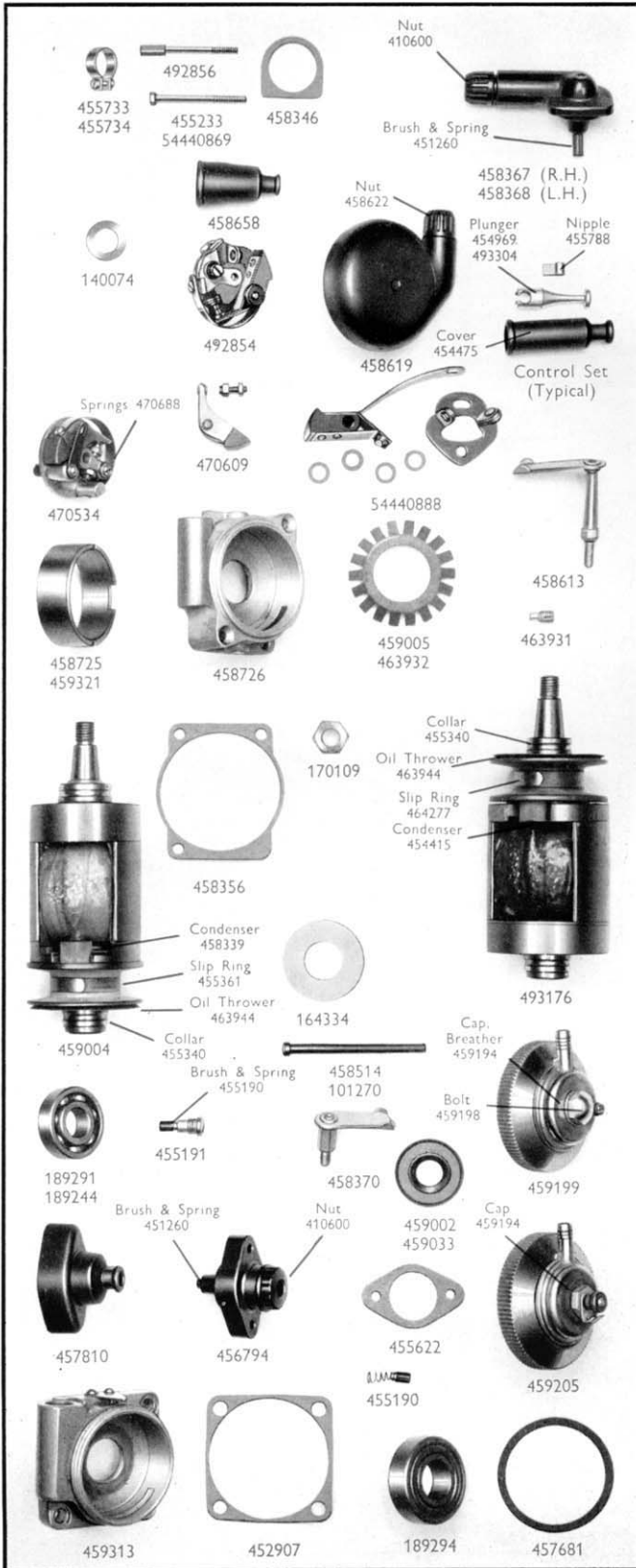
UNIT	See page	Single Cylinder Models		Single Cylinder Models		Single Cylinder Models		Single Cylinder Models		Twin Cylinder Models		Twin Cylinder Models	
		Model	Part No.	Model	Part No.	Model	Part No.	Model	Part No.	Model	Part No.	Model	Part No.
ALTERNATOR	7												
Stator	7												
Rotor	7												
ALTERNATOR (optional)	7												
Stator	7												
Rotor	7												
AMMETER	6												
BATTERY	6												
CABLE HARNESS (G12CS-31CS- G12CSR-31CSR and U.S.A.)													
CABLE HARNESS (later optional equipment is fitted)													
CONTROL BOX	6												
COIL, IGNITION	7												
DISTRIBUTOR	7												
GENERATOR	6												
HORN	7												
CONTACT BREAKER, 350 c.c. ... 500 c.c. ...	6												
HORN, PUSH AND DIPPER SWITCH													
LAMPS													
Head	4 & 5												
Home and Export	4												
" " (later)													
" " (when mag- neto fitted)													
Home and Export, G12CSR and 31CSR	4												
Home and Export, G12CSR and 31CS (optional)	4												
Export, Europe not France (later)	4												
Export France	4												
" " (later)													
Export U.S.A. ...	5												
Stop, tail and number plate	3												
MAGNETO													
(U.S.A. only)	3												
REFLECTOR	7												
REFLEX (when fitted)													
SWITCHES	6												
Lighting	6												
Cut-out	6												
(later)													
Knob (supplied separately)	6												
Ignition (later)	6												
Knob (supplied separately)	6												
Stop lamp	6												
Spring	6												

\*For reference only, service by Rotor and Stator  
\*\*When fitted  
\*Sports and Tourer  
\*When ordering, quote number shown in brackets

This scan is explicit for non-commercial use and is not intended for financial or material gain by anyone



# MAGNETOS




Part No. Model	42264D K2F	42371B NC1
<b>Detailed Parts</b>		
Clip, fixing pick-up cover	455734	455733
Cover, pick-up (rubber)	458658	457810
§Pick-up	—	456794
§Pick-up, right hand	458367	—
§Pick-up, left hand	458368	—
§ Brush and spring	451260	451260
§ Nut, moulded, high tension cable	410600	410600
§ Washer, seating pick-up	458346	455622
§ Pin and spring, securing contact breaker cover	458613	454475
§ Cover, contact breaker	458619	459205
§ Ring, sealing, contact breaker cover (rubber)	—	457681
Screw, drain plug	—	135444
Cap, breather or baffle	—	459194
Nut, terminal, securing cut-out cable	458622	—
Screw, fixing contact breaker	492856	5440869
§Contact breaker	492854	492854
§ Contact set	5440888	5440888
§ Ring, retaining lever	154660	154660
Washer, insulating ring	161673	161673
Screw, fixing spring bracket	100614	100614
Washer, insulating bracket screw	161681	161681
Bush, insulating spring bracket	492853	492853
Bracket, spring supporting	493202	493202
§Control parts, set, advance and retard	463107	459305
§ Spring, control	454472	454472
§ Cover, rubber	454475	454475
Clip, cap securing	—	455734
Washer, barrel seating	—	164724
Plunger	454969	493304
Nipple	455788	455788
Screw, adjusting	111591	111591
Nut, screw adjusting	170124	170124
§Plate, housing contact breaker	458726	459313
§ Cup, insulating breaker	451379	451379
Shim, .005" packing contact breaker housing	458356	452907
Screw, cam fixing	463931	463931
Pin, cam timing screw	186060	186060
§Cam	458725	459321
§ Nut, securing gear or sprocket	170109	170109
Washer, gear securing nut	140074	140074
§Armature	459004	493176
§ Slip ring	455361	464277
§ Bolt, through fixing	458339	101270
Condenser	458339	454415
Thrower, oil	463944	463944
Collar, spacing drive end	455340	455340
Collar, retaining bearing	455340	455340
§Bearing, contact breaker end	189291	189294
§Bearing, drive end	189244	189294
Pin and spring, securing pick-up	458370	—
§Seal, oil bearing	459002	459033
§Cup, insulating drive end bearing	455191	455191
§Brush, spring, holder, earthing	455190	455190
§ Brush and spring, earthing	458675	454697
§Sundry parts, set	—	—

Part No. Model	42347D NC1	42347E NC1
<b>Detailed Parts</b>		
Clip, fixing pick-up cover	455733	455733
Cover, pick-up (rubber)	457810	457810
§Pick-up	456794	456794
§ Brush, spring	451260	451260
§ Nut, moulded high tension cable	410600	410600
§ Washer, seating pick-up	455622	455622
§ Cover, contact breaker	458619	459205
§ Ring, sealing contact breaker cover (rubber)	457681	457681
Screw, drain plug	135444	135444
Bolt, securing, breather cap	459198	459198
Cap, breather or baffle	459194	459198
Screw, fixing contact breaker	455233	5440869
§Contact breaker	470534	492854
§ Contact set	470609	5440888
§ Ring, retaining lever	—	154660
Washer, insulating ring	—	161673
Screw, fixing spring bracket	—	100614
Washer, insulating bracket screw	—	161681
Bush, insulating spring bracket	—	492853
Bracket, supporting springs	—	493202
Bush, insulating, centre contact breaker	470555	—
Bush, insulating, contact screw block	470684	—
§ Springs, set, actuating	470688	—
§ Brush and spring, earthing	470537	—
§Control parts set, advance and retard	459305	459305
§ Spring	454472	454472
§ Cap, rubber	454475	454475
§ Clip, securing cap	455734	455734
Washer, seating barrel	164724	164724
Plunger	493304	493304
Nipple	455788	455788
Screw, adjusting	111591	111591
Nut, adjusting screw	170124	170124
§Plate, housing contact breaker	459313	459313
§ Cup, insulating bearing	463932	463932
Shim, .005" packing contact breaker housing	452907	452907
Screw, fixing cam	463931	463931
Pin, cam timing screw	186060	186060
§Cam	459321	459321
§ Nut, securing gear to shaft	170109	170109
Washer, gear securing nut	140074	140074
§Armature	493176	493176
§ Slip ring	464277	464277
§ Bolt, through fixing	101270	101270
Condenser	454415	454415
Thrower, oil	463944	463944
Collar, spacing drive end	455340	455340
§Bearing, contact breaker end	189294	189294
§Bearing, drive end	189294	189294
§Seal, oil bearing	459033	459033
§Cup, insulating drive end bearing	463932	463932
§Brush, spring and holder, earthing	455191	455191
§ Brush and spring, earthing	455190	455190
§Sundry parts, set	454697	454697

§Recommended spares for stock



## HEADLAMPS



### Home and Export, Vertical Dip

Part No. Model	58409A MCH61	58432A MCH61	58702A MCH61	58704A MCH61
<b>Detailed Parts</b>				
§Light unit	516798	516798	516798	516798
§Bulbholder, main	554602	554602	554602	554602
§ Sleeve terminal	555910	555910	555910	555910
§Bulb, main	312	312	312	312

### Export, Europe except France

Part No. Model	58514A MCH61	58516A MCH61	58832A MCH61	58830A MCH61
<b>Detailed Parts</b>				
§Light unit	555275	555275	555275	555275
§Bulbholder, main	554602	554602	554602	554602
§ Sleeve terminal	555910	555910	555910	555910
§Bulb, main	403	403	403	403

### Export, France

Part No. Model	58515A MCH61E/F	58517A MCH61E/F	58833A MCH61E/F	58831A MCH61E/F
<b>Detailed Parts</b>				
§Light unit	516802	516802	516802	516802
§Backshell	552943	552943	552943	552943
§ Bulbholder	562303	562303	562303	562303
§ Clip and screw, bulbholder	562306	562306	562306	562306
§Sleeve, terminal	555910	555910	555910	555910

### Parts shown below are standard to lamps in appropriate column

§Rim or door	553248	553248	553248	553248
§ Wire, light unit fixing	504665	504665	504665	504665
§Screw, rim fixing	144921	144921	144921	144921
§Plate, rim fixing screw	534296	534296	534296	534296
§Ammeter (see page 6 for details)	36084	36084	36084	36084
§Switch, lighting (see page 6 for details)	54033109	54033028	34289	34289
§Knob	54330934	54330934	54330934	54330934
§ Screw, knob fixing	319333	319333	319333	319333
§ Washer, dished, fixing screw	332529	332529	332529	332529
§Switch, ignition (see page 6 for details)	54033027	54033056	34287	—
§Knob	54332498	54332498	54332498	—
§ Screw, knob fixing	319333	319333	319333	—
§ Washer, dished fixing screw	332529	332529	332529	—
§Bulbholder, pilot	554710	554710	554710	554710
§ Interior, pilot	553780	553780	553780	553780
§Bulb, pilot	988	988	988	988
§Ring, bulbholder seating pilot	554354	554354	554354	554354
§Washer, cable grip	516285	516285	516285	516285
§Screw, lamp fixing	112201	112201	112201	112201
§Washer, screw fixing	137499	137499	137499	137499
§Body	54520510	54520510	54520510	54520728


### Home and Export, Vertical Dip

Part No. Model	58258B F700P
<b>Detailed Parts</b>	
§Rim or door	554440
§ Screw, rim fixing	198898
§ Washer, screw retaining	161385
§Nut, rim fixing screw	187117
§Bracket, rim fixing	555704
§Excluder, dust	552906
§Plate, light unit retaining	554872
§ Screw, unit fixing	186137
§ Rim, unit seating	554871
§Light unit	516798
§Bulbholder	554602
§ Sleeve terminal	555910
§ Interior, pilot bulbholder	554710
§ Ring, bulbholder seating	553780
§Bulb, main	554354
§Bulb, pilot	312
§Gasket, rubber	988
§Spring, trimmer	555415
§Sleeve, sealing	552813
§Screw, trimmer	554626
§Screw, trimmer	554288

§Recommended spares for stock



## HEADLAMPS (Continued)



Part No. ... Model ...	58224D SSU700P	58556A SS700P	58829A SS700P
<b>Detailed Parts</b>			
§ Panel ...	517126	—	—
§ Screw, panel fixing ...	186130	—	—
§ Ammeter (see page 6 for details) ...	36084	36084	—
§ Switch, lighting (see page 6 for details) ...	31754	—	—
§ Plate, escutcheon ...	351803	—	—
§ Rim or door ...	553248	993248	553248
§ Wire, rim and light unit fixing ...	504665	504665	504665
§ Screw, rim fixing ...	144921	144921	144921
§ Plate, rim fixing ...	534296	534296	534296
§ Light unit ...	516798	516798	516798
§ Bulbholder, main ...	554602	554602	554602
§ Sleeve, terminal ...	555910	555910	555910
§ Bulbholder, pilot ...	554710	554710	554710
§ Interior, pilot bulbholder ...	553780	553780	553780
§ Ring, seating pilot bulbholder ...	554354	554354	554354
Washer, cable grip ...	516285	516285	—
§ Screw, lamp fixing ...	112201	112201	112201
Washer, lamp fixing screw ...	137499	137499	137499
§ Grommet, cable ...	—	199002	199002
Screw, cable clip ...	186157	—	—
§ Connector, single ...	900288	—	900288
Plug and cable ...	54941768	54944387	54946012
§ Screw, plug fixing ...	133303	133303	133303
Nut, plug fixing screw ...	166103	166103	166103
Washer, plug fixing screw ...	188412	188412	188412
Ring, plug retaining ...	516409	516409	516409
Washer, cable grip ...	—	—	516285
§ Nipple, cable ...	—	—	900269
Body ...	54520009	—	54521617
§ Bulb, main ...	312	312	312
§ Bulb, pilot ...	988	988	988

## STOP TAIL, REFLEX & NUMBER PLATE

Part No. ... Model ...	53432B 564
<b>Detailed Parts</b>	
§ Lens ...	573839
§ Window ...	575200
§ Nut, lens fixing ...	575219
§ Gasket, lens seating ...	575208
Base ...	576002
§ Grommet, bulbholder ...	575207
§ Shell, bulbholder ...	575209
Interior, bulbholder ...	573828
§ Grommet, cable ...	573825
§ Nut, lamp fixing ...	166014
Washer, shakeproof ...	188327
Washer, spacer fixing bolt ...	131023
§ Bulb ...	384

## STOP TAIL & NUMBER PLATE

Part No. ... Model ...	53429A 529
<b>Detailed Parts</b>	
§ Lens ...	526404
§ Window ...	526406
§ Screw, lens fixing ...	133551
Washer, screw retaining ...	161020
Base, with bulbholder and bracket ...	526421
§ Bulbholder ...	526418
§ Interior, bulbholder ...	573828
Base, rubber ...	526415
Screw, base fixing ...	526410
Nut, base fixing screw ...	166103
Washer, base, fixing screw ...	188412
§ Bulb ...	384

§ Recommended spares for stock



## REFLEX REFLECTOR

Part No. Model	57116A RER25
<b>Detailed Parts</b>	
§Bracket	54570241
§Reflex, reflex	575878
Holder, reflex	54570242
Screw, unit fixing	198877
Washer, reflector seating	135120

## HORN

Part No. Model	70163A 8H
<b>Detailed Parts</b>	
§Bracket	54680850
Nut, tone disc	54680727
Tone, disc	54680729
Washer, diaphragm packing	54680732
Diaphragm and armature	54681247
Rim	54680731
§Sundry parts set	54681085

## CUT-OUT SWITCH

Part No. Model	76204D 4A
<b>Detailed Parts</b>	
§Screw, terminal	119520
Clip, fixing	762329
§Screw, fixing	135480
§Nut, fixing	153491

## HORN PUSH AND DIPPER SWITCH

Part No. Model	31563D 255A
<b>Detailed Parts</b>	
Button and cover	380660
Base and lever	380658
§Screw, terminal	120610

## CONTROL BOX

Part No. Model	37232J/K RB108
<b>Detailed Parts</b>	
§Cover	54381655
Gasket, cover	226289
Washer, plain	137060
Washer, spring	185061
Nut, fixing	156654
§Contact set, cut-out	335767
§Contact set, regulator	54380161
Screw, adjusting	54380088
Spring, screw adjusting	336454
Bracket, clamping, terminal	126544
Screw, plate fixing	185022
Washer, plate fixing screw	

## AMMETER


Part No. Model	36084F CZU27	36296A 2AR
<b>Detailed Parts</b>		
§Ring, ammeter sealing	523986	—
§Nut, terminal	166043	166043
§Washer, terminal	185022	185040

## IGNITION AND LIGHTING SWITCHES

Part No. Model	31754B 41SA	31784D 41SA	54033028 41SA	54033109 635A
<b>Detailed Parts</b>				
§Knob	351815	351815	—	—
Screw, knob fixing	126490	127301	—	—
§Washer, knob fixing screw	185038	185038	—	—
Nut, fixing	173777	173777	—	—
Washer, nut fixing	188303	188303	—	—
§Screw, terminal	120560	120560	—	—
Shaft, headpiece	351789	54330517	—	—
Roller	351660	351660	—	—
Plunger	351661	351661	—	—
Spring	351662	351662	—	—
§Connector	—	—	900269	900269
§Connector tube, single	—	—	900288	900288
Cover, rubber	—	—	332521	332521
§Connector, tube, double	—	—	850641	—
Lever, contact	—	351528	—	—

Part No. Model	34287A 88SA	34289A 88SA	54033027 63SA	54033056 63SA
<b>Detailed Parts</b>				
Nut, fixing	180316	180316	—	—
Washer, nut fixing	185128	185128	—	—
§Connector	—	—	900269	900269
§Connector, tube, single	—	—	900288	900288
§Connector, tube, double	—	—	850641	—
Cover, rubber	—	—	332521	332521

§Recommended spares for stock





## ALTERNATOR

Part No. Model	047534 RM15	5402108 RM15
<b>Detailed Parts</b>		
§Rotor	423506	423506
§Stator	47122A	47154A
Clip, cable	54211509	54211509
Washer, cable clip	131023	131023
†Rectifier	47132B	47132B

## CONTACT BREAKER UNITS

Part No. Model	47579H CA1A	47595A CA1A
<b>Detailed Parts</b>		
Felt, lubricator	425251	425251
Support, lubricator felt	425833	425833
Screw, contact breaker plate, fixing	126504	126504
Washer, spring, screw fixing	185022	185040
Plate, assembly contact breaker	465958	465958
Nut, terminal	166094	166094
Washer, plain, terminal	131023	131023
Washer, insul, terminal	161353	161353
§Contact set	420196	420196
Bush, insulating	419950	419950
§Condenser assembly	54413002	54413002
Cam assembly	465939	465939
§Spring, set, auto advance	416136/S	425298/S
§Toggle	407131	407131
§Weight assembly	415729	415729
§Sleeve and action plate assembly	425733	54414514

## DISTRIBUTOR

Part No. Model	40589D 18D2
<b>Detailed Parts</b>	
§Plate, clamping	420151
Screw, plate clamping	415087
§Cover, moulded	425049
§ Brush and spring	404435
§ Grommet, rubber	421554
§ Clip, cable contact	421863
§Rotor arm	423486
Terminal, contact breaker	123154
§Bush, insulating, contact breaker terminal	423110
Connector, terminal to condenser	423108
Bush, insulating condenser connector	423109
§Condenser	54410823
Cover, rubber, condenser	421569
§Contact set	425219
§Plate, contact breaker case	423113
§Cam	425284
§Springs (set of 2), automatic advance	54412732
§Weight, automatic advance	421056
§Shaft and action plate	425444
Ring, rubber sealing	188639
§Clip, cover retaining	424158
§Bushing, bearing	425498
§Seal, oil bearing	188643
§Sundry parts set	425243

## COIL, IGNITION

Part No. Model	45077E MA6
<b>Detailed Parts</b>	
§Grommet, rubber	421554
§Clip, cable contact	421863
Nut, switch and contact breaker terminals	166043
Washer, shakeproof, terminal	188330
Washer, plain, terminal	131023

## GENERATORS

Part No. Model	20038B E3N
<b>Detailed Parts</b>	
§Brushes, set	200737
§Bracket or frame assembly, commutator end	200713
§Bearing, commutator end	189210
Washer, felt, bearing	200708
Cup, felt bearing washer	200709
§Insulating plate (complete with brush boxes etc.)	200911
§ Springs, set, brush tension	220197
Ring, sealing, rubber	369201
§Cover, commutator end	200924
Grommet, cable	200995
Plate, clamping, terminal	200908
§Bearing, drive end	189307
§Bracket or frame assembly, drive end	200805
Plate, bearing	200799
Nut, bearing retaining	200800
§Armature	200802
§Coils, field set	200188
§Bolt, through fixing	200227
§Sundry parts set	200806

§Recommended spares for stock

†Supplied separately

