


LAMPS—continued



LUCAS MOTOR CYCLE DYNAMO TYPE E3

LUCAS No. DU142



LUCAS No. D40



LUCAS DYNAMO LAMP SET
For Solo Motor-Cycles

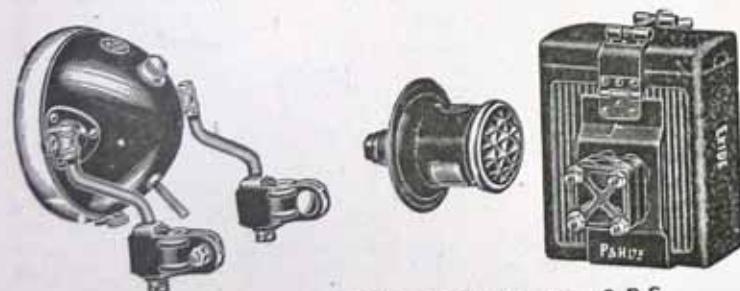
This set comprises No. DU142 Projector with switch, illuminated ammeter, dip beam control switch and girder brackets, E3—6-volt dynamo. Maximum output 4 to 5 amps at 3,000 r.p.m. Tail Lamp No. MT110 and Battery No. PUW7E. The dynamo begins to charge at low road speeds, rapidly increasing to maximum output. Special features include the method of output control, enabling the battery to always be charged at a suitable rate. Each set is complete with cables, etc., etc. Ebony black finish.

No. LA540/7809 per set £5 5 0

LUCAS DYNAMO COMBINATION LAMP SET

Similar in every respect to the set above, but with Side Car Lamp No. LD309. Ebony black finish.

No. LA541/8603 per set £5 15 0



"P&H" BATTERY LIGHTING SET No. 2 B.S.
For Solo Motor-Cycles

This is an ideal motor-cycle set, and comprises a No. 400 Head Lamp with 7" front, fitted with two-position switch for full and dim bulbs incorporated in the lamp.

A No. 139X Tail Lamp, together with a 6-volt 12-amp Battery and Carrier, the latter having a universal clip which will fit either the sloping or horizontal stays on either side of the machine.

All necessary wiring is included, also brackets, etc., as illustrated. Ebony black.

No. LA410/4103 per set £2 15 0



LUCAS No. MT210

LUCAS BATTERY LAMP SET
For Solo Motor-Cycles

This set is designed to meet the requirements of those riders who wish to avail themselves of Electric Lighting, but who cannot arrange to fit a "Magdyno" to their present machines. The D40 Projector with switch incorporated has a double driving light, enabling the rider to have the full driving light for the open road, and a reduced light for town use. A special focusing arrangement permits the best illumination to be obtained. Equipped with strong girder brackets. The battery No. PUW7E, 6 volt, 12 amp. is provided with special fittings, and a tail lamp No. MT210 included. Complete with cables, etc., etc. Ebony black finish.

No. LA528/3309 per set £2 5 0



LUCAS No. DU142

LUCAS MOTOR-CYCLE PROJECTOR. Type DU142
Front 8½", Aperture 7". Ebony Black with Chromium-Plated Rim with Switch, Ammeter, Dipping beam control Switch for handlebar, Cables, etc., and Girder Brackets.

No. LA543/4902 As above each £3 5 6
LA544/4209 Less Cable and Handlebar Switch £2 17 0

"QUICK DESPATCH"
You can rely upon prompt and careful attention to your orders.

HUBS—continued. KNEE GRIPS, LAMPS




**"ALBION MODEL D"
2-SPEED COUNTERSHAFT GEAR**

For Engines up to 250 c.c.

With clutch and kick-starter. Belt pulley, 6½" for ¾" belt. Chain sprocket 40T × ½" × ⅜". Chain line, 3". Belt line 2½". Complete with controls.

No. GE14/4800 each £3 12 0



**STURMEV-ARCHER HEAVYWEIGHT
3-SPEED COUNTERSHAFT GEAR**

All-chain drive with shock absorber and kick-starter.

Clutch sprocket, 34T × ½" × ⅜". Rear sprocket, 19T × ½" × ⅜". Chain line, 2 ⅞".

No. GE7/10000 each £6 15 0

**"JARDINE"
3-SPEED COUNTERSHAFT GEAR**

With Clutch and Kick-Starter. All chain drive. Clutch sprocket, 36T × ½" × ⅜". Rear sprocket, 20T × ½" × ⅜". Chain line, 2 ⅞".

No. GE101/6600 each £4 8 0

SPARE PARTS FOR "BRITISH HUBS"

For the convenience of our customers, we regularly carry in stock, British Hub Spare Parts as listed here-under.


No.	Fixed Cones	per doz.
HU108/609	For No. 1 "Carhub"	9/-
HU109/900	" No. 2 "	12/-
HU110/1200	" HS "	16/-
HU111/1500	" 21F. 5" "Motobrake"	20/-
HU112/1600	" 19T. 6" "	21/4
HU113/1500	" 15S. "	20/-

No.	Adjusting Cones	per doz.
HU117/600	For No. 1 "Carhub"	8/-
HU118/800	" No. 2 "	10/8
HU119/1200	" H2 "	16/-
HU120/1500	" 21F. 5" "Motobrake"	20/-
HU121/1600	" 19T. 6" "	21/4
HU122/1500	" 15S. "	20/-

No.	Inside Cups	per doz.
HU123/300	For No. 1 "Carhub"	4/-
HU124/500	" No. 2 "	6/8
HU125/600	" H2 "	8/-

No.	Outside Cups	per doz.
HU126/206	For No. 1 "Carhub"	3/4
HU129/400	" No. 2 "	5/-
HU130/600	" H2 "	8/-

No.	Cups	per doz.
HU131/400	For 21F. 5" "Motobrake"	5/4
HU132/700	" 19T. 6" "	9/4
HU133/300	" 15S. "	4/-



"JOHN BULL" No. 3 KNEE GRIP

Oval, wedge shape. Size 4 ¼" × 3 ¼". Section ⅜" to 1 ⅜" graduated.

No. KN10/300 per pair 4/6

We shall be pleased to quote for or make special hub parts or sprockets to order on receipt of requirements



LUCAS "MAGLITA"



LUCAS N2DU42

LUCAS "MAGLITA" LIGHTING AND IGNITION EQUIPMENT

(For Motor-Cycles)

The "Maglita" Set is a combined lighting and ignition equipment particularly suitable for lightweight machines, and gives an output of 20 watts. The construction of the machine is extremely simple, having a single revolving armature and no gearing, and the ignition winding, together with the condenser, are stationary. The generator is fitted with a self-contained cut-out—mechanically operated—which disconnects the generator from the battery when the speed of the machine drops below that at which the battery can be charged. Provision is also made to prevent the cut-out closing when the engine misfires. The "Maglita" Solo Set comprises "Maglita" Unit, Projector No. DU42, Tail Lamp No. MT110, Battery No. PUW5E and Set of Cables, etc. Overall length 6". Height 6". Width 3 ½". Weight 8 ½ lbs.

No. LA546/14802 each £9 17 6



OUR FREE VAN DELIVERY SERVICE COVERS 42 COUNTIES
'PHONE, WIRE OR POST THAT URGENT ORDER. QUICK DESPATCH ASSURED

HORNS—continued. HUBS



LUCAS HF317/MC ALTETTE MOTOR-CYCLE ELECTRIC HORN
High-frequency type. 6-volt. Chromium-plated and black. With push, less cable.
No. HO349/1902 each 25/6




LUCAS MOTOR-CYCLE HORN. No. HF1140
This new model incorporates a novel diaphragm and gives a good penetrating yet attractive note. Encased in weatherproof body, and equipped with a special shock-absorbing bracket. Ebony black with polished Tone Disc. Complete with push and cable. 6-volt.
No. HO347/1103 each 15/-



LUCAS B410 MOTOR-CYCLE ELECTRIC HORN
Buzzer type. 6-volt. Ebony. With push, less cable.
No. HO346/808 each 11/6



MILLERS No. 19E MOTOR-CYCLE ELECTRIC HORN
Chromium-plated grille front, 4" diameter. Can be adapted to fit either bar or bracket. Complete with push button switch for handle bar. Complete with cable.
No. HO54/905 each 12/6



CHAIN DRIVE HUB WITH INTERNAL EXPANDING BRAKE
Less Chain Wheel, Brake diameter, 6". Minimum chain line, 1 3/4". Width over cones, 6". Spindle diameter, 1/2".
No. HU56/2200 each 29/4



"CLAYRITE" MOTOR-CYCLE ELECTRIC HORN
An Electric Horn with a distinctive and arresting tone. Mechanism entirely protected from the weather. Complete with flex, push-button and clip for handlebar, and finished chromium front, other parts black.
No. HO220/804 6-volt each 12/6



MOTOR-CYCLE FRONT HUB
Width over flanges, 3". Width over cones, 4". Spindle diameter, 1/2". Drilled 36 holes.
No. HU30/500 each 6/8

CHAIN SPROCKETS WITH PLAIN CENTRE

These are supplied with a plain centre so that customers can drill them to their requirements.

No.	Size	each
HU171/401	52T x 1 1/2" x 1 1/2"	5/6
HU172/500	57T x 1 3/4" x 1 3/4"	6/8
HU174/401	52T x 1 1/2" x 1 1/2"	5/6
HU177/401	52T x 1 1/2" x 1 1/2"	5/6
HU178/500	57T x 1 3/4" x 1 3/4"	6/8
HU181/410	44T x 1 1/2" x 1 1/2"	6/6
HU184/410	44T x 1 1/2" x 1 1/2"	6/6

MOTOR-CYCLE FRONT HUB Heavy Pattern
Spindle diameter 1/2". Width over cones, 4 1/2". Width over flanges, 3 1/2".
No. Drilled
HU32/509 36 holes each 7/8
HU33/509 40 " " 7/8



FRONT HUB WITH EXPANDING BRAKE
Supplied with rod and clip as illustrated. Brake diameter, 5". Spindle, 1/2". Over cones, 4 1/2".
No. HU69/1306 each 18/-



LIGHT SIDE-CAR HUB
Spindle end, 1/2" diameter. Width over flanges, 2 1/2". Drilled for 32 spokes x 14G.
No. HU1/500 each 6/8



SIDE-CAR HUB
Spindle end parallel portion, 1 1/2" diam. x 2 1/8" long. Width over flanges, 3 1/2". Drilled for 40 spokes, 10 gauge.
No. HUB/1008 each 14/3

HEAVYWEIGHT FRONT HUB WITH EXPANDING BRAKE
Size and width of brake, 6" x 1". Diameter of spindle, 1/2". Minimum width over cones, 5".
No. HU75/1706 each 23/4

HORNS



P&H MOTOR-CYCLE HORN
No. 213

Junior Sports model. Length overall, 12".
Ebony finish.

No. HO549/406 each 6/-



P&H MOTOR-CYCLE HORN
No. 201

A popular type of horn, embodying many refinements. Length overall, 12". Ebony and N.P. finish.

No. HO550/508 each 7/6



P&H MOTOR-CYCLE HORN
No. 212

De Luxe Sports model. Length overall, 15 1/2".
Ebony and N.P. finish.

No. HO552/604 each 8/6



MILLERS SPORTS HORN. No. 217

Unique in construction, tone and finish. The body is seamless, being drawn from one piece of metal. The clip is particularly neat and strong, and the whole is a perfect example of what a Sports Horn should be. Length 15". Diameter 3". No. 8 bulb. Ebony finish.

No. HO52/605 each 8/6



LUCAS No. 40

SPORTS MOTOR CYCLOORN

Has a high-pitched note of great carrying power. Ebony black finish.

No. HO359/411 each 6/6



"CLAYRITE" SPORTS MOTOR-CYCLE HORN
No. 15

A reliable horn at a moderate price.

No. HO217/308 each 5/-

MILLERS SPORTS HORN. No. 220
Somewhat smaller in size than the No. 217, but retaining the leading features of a seamless body. This horn is particularly suitable for lightweights, giving a penetrating note. Length 11 1/2". Diameter 2 1/2". Ebony cellulose finish.

No. HO56/411 each 6/6



LUCAS MOTOR CYCLOORN No. 63

Lightweight. Straight pattern. Ebony black finish.

No. HO352/605 each 8/6



CLAYRITE "POPULAR" HORN. No. 46
A Sports Horn similar to the No. 15 above, but of cheaper construction, and with open end. Excellent value, and very competitive. Stocked in two finishes as under:—

No. HO213/111 All Black each 2/6
HO214/206 All chromium " 3/3



MILLERS LIGHTWEIGHT MOTOR-CYCLE HORN. No. 225

Made on similar lines to the No. 217 and No. 220 Horns. Seamless drawn body to improve the tone and the finish. Particularly suitable for ultra lightweight machines. Length 11". Diameter 2 1/2". Bulb No. 2 (large size). Clip, up to 1 1/2" bar.

No. HO53/208 each 3/6

HORN REEDS
Motor-Cycle Sports Type to suit the following horns.
Nos. HO53, HO213-214-217
No. HO648/3 each 5d.



THE "CAPITOL" POST PATTERN HORN

Good quality. British manufacture, splendid tone. Length overall, 10"; width of trumpet, 2 1/2". Complete with adjustable clip to fit 3/4" or 1"

Black Enamelled Finish

No. B69/105 each 2/2
B69/1606 per doz, 25/-

Chromium-plated Finish

B69a/200 each 3/-
B69a/2206 per doz, 34/-



CLAYRITE No. 12 SPORTS MOTOR-CYCLE HORN

Universal clip. Ebony and plated finish.

No. HO211/500 each 7/6



KLAXON H.F.X. MOTOR-CYCLE ELECTRIC HORN

A typical Klaxon production, producing a pleasing and penetrating note. 6-volt winding. Complete with push and flex.

Dimensions, 4 1/2" x 2 1/4".

No. HO556/711 All Black each 10/6
HO557/905 Chromium Front " 12/6




BOSCH ELECTRIC HORN

Type FDC. Complete with switch and clip for attaching. Black finish. 6-volt.

No. HO451/1900 each 25/-

HOBDAY BROTHERS LTD THE "QUICK SERVICE" FACTORY

CARBURETTORS AND CONTROLS, CHAINS.



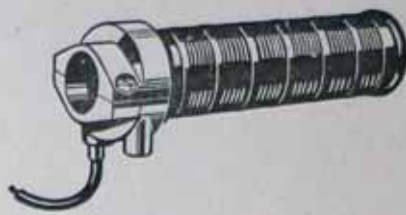
VILLIERS' MOTOR-CYCLE CARBURETTOR
 Supplied in two models—single and double lever control. Suitable for most single-cylinder engines under 250 c.c., and twin-cylinder engines under 500 c.c. With induction pipes up to 1".

No.		each	30/-
CA135/2000	Single control	30/-
CA137/2200	Double "	33/-



CARBURETTOR NEEDLES
 Best quality. Set of six assorted sizes mounted on card.

No.	CA150/100	per card	1/6
-----	-----------	-----	-----	----------	-----



MOTOR-CYCLE TWIST GRIPS
 Racing pattern, 5 1/2" overall, rotary movement. Substantially made for 1/2" or 1" bar, with rubber grip.

No.	CO8/207 1/2	...	Size 3/8"	...	each	3/9
	CO9/207 1/2	...	" 1"	...	"	3/9

CONTROL LEVERS
 For Details and Prices
 See page No. 22.
WIRES AND CABLES
 See pages 39-40.

DUMMY GRIPS
 Made to match above Twist Grips, with chromium-plated metal ends.

No.	CO10/10 1/2	...	Size 3/8"	...	each	1/3
	CO11/10 1/2	...	" 1"	...	"	1/3



"AMAL" TWIST GRIPS CONTROLS
 These Grips are stocked with open ends, open inward operation. Other types if required can be supplied to special order. Prices are less cable.

MOTOR-CYCLE TWIST GRIPS
 Gives a straight pull to the cable. Made as standard for 1" bar, with liner for 3/8". Prices are less cable.

No.	CO32/400	Short, 3/8"	each	6/-
	CO33/400	" 1"	"	6/-
	CO34/400	Long, 3/8"	"	6/-
	CO35/400	" 1"	"	6/-

Dummy Grips

No.	CO36/100	Short, 3/8"	each	1/6
	CO37/100	" 1"	"	1/6
	CO38/100	Long, 3/8"	"	1/6
	CO39/100	" 1"	"	1/6

Touring Type						
No.	CO14/408	Short, length	5" for 3/8"	each 7/-
	CO15/408	" "	5" " 1"	" 7/-
	CO16/408	Long	6 1/2" " 3/8"	" 7/-
	CO17/408	" "	6 1/2" " 1"	" 7/-
Racing Type						
No.	CO18/408	Short, length	6" for 3/8"	each 7/-
	CO19/408	" "	6" " 1"	" 7/-
	CO20/408	Long	7" " 3/8"	" 7/-
	CO21/408	" "	7" " 1"	" 7/-
Dummy Grips						
No.	CO22/100	Short, for	3/8"	each 1/6
	CO23/100	" "	1"	" 1/6
	CO24/100	Long	3/8"	" 1/6
	CO25/100	" "	1"	" 1/6



"RENOLD & COVENTRY" CHAIN SPARE PARTS BOX

For repair shop use, this box of motor-cycle chain spares contains 80 parts (Four each No. 26, and two each of No. 4, No. 30 and No. 27. For Renold and Coventry chains of .5 (1/2") and .625 (5/8"), pitch.


No.	CH237/2206	each	30/-
-----	------------	-----	-----	------	------

See Page No. 17 for Hub Sprockets

RENOLD-COVENTRY MAGNETO CHAINS
 Stocked in 3 ft. lengths in sizes as under:

No.	MS80/208	1/2" x 1/8"	...	each	3/6
	MS81/208	1/2" x 3/16"	...	"	3/6

BAGS, BRAKE LININGS



H.B. ARMOUR-PLATED TOOL BAGS
Hide front. Strong strap and buckle. Complete with screw clips.
No. Size ... each 3/4
BA2/206 7 1/2" x 3 1/2" x 3 1/2"



MOTOR-CYCLE TOOL BAGS
Grained leather front with strap at each end gusseted and fibre lined. Strong enamelled metal container. Size 7 1/2" x 4" x 3 1/2".
No. ... each 2/8
BA8/111
Competition quality, with fabric front and single strap, gusseted sides. Size 7 1/2" x 4" x 3 1/2". A value-for-money line.
No. ... each 2/-
BA9/105

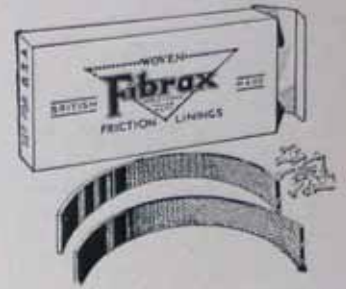


MOTOR-CYCLE TOOL ROLL
Best waterproof drill. Leather bound. Size 17" x 7"; with pocket and adjustable strap in centre to take 8 tools.
No. ... each 2/-
BA11/106

"FIBRAX" BRAKE LINERS FOR MOTOR CYCLES

List No. BR239

These sets are supplied in boxes complete with rivets, and this selection covers the popular motor-cycles in use. Prices are for sets, front or rear.



Maker's No.	Dimensions	Price per set
W513/203	6 1/2" x 1" x 1 1/2"	3/10
W514/208	8 1/2" x 1" x 1 1/2"	4/6
W524/302	23" x 1" x 1 1/2"	5/4
W525/203	5 1/2" x 1" x 1 1/2"	3/10
W531/111	6 1/2" x 1" x 1 1/2"	3/2
W541/200	6 1/2" x 1" x 1 1/2"	3/4
W546/205	7" x 1" x 1 1/2"	4/-
W551/206	7" x 1" x 1 1/2"	4/2
W559/107	5 1/2" x 1" x 1 1/2"	2/8
W560/201	5 1/2" x 1" x 1 1/2"	3/6
W561/108	5 1/2" x 1" x 1 1/2"	2/10
W590/102	14" x 1" x 1 1/2"	2/-
W700/206	7 1/2" x 1" x 1 1/2"	4/2
W707/200	4 1/2" x 1" x 1 1/2"	3/4
W709/200	8 1/2" x 1" x 1 1/2"	3/4
W713/108	6" x 1" x 1 1/2"	2/10
W716/309	7 1/2" x 1 1/2" x 1 1/2"	6/4
W717/207	6 1/2" x 1" x 1 1/2"	4/4
W719/205	6 1/2" x 1" x 1 1/2"	4/-

Maker's No.	Dimensions	Price per set
W720/303	8 1/2" x 1 1/2" x 1 1/2"	5/6
W725/302	6 1/2" x 1" x 1 1/2"	5/4
W726/109	4 1/2" x 1" x 1 1/2"	3/-
W727/205	5 1/2" x 1" x 1 1/2"	4/-
W749/303	7 1/2" x 1" x 1 1/2"	5/6
W750/300	7 1/2" x 1" x 1 1/2"	5/-
W751/106	4" x 1" x 1 1/2"	2/6
W763/203	5 1/2" x 1" x 1 1/2"	3/10
W769/206	6" x 1" x 1 1/2"	4/2
W771/300	6" x 1" x 1 1/2"	5/-
W776/108	4 1/2" x 1" x 1 1/2"	2/10
W908/300	6 1/2" x 1" x 1 1/2"	5/-
W912/306	7 1/2" x 1" x 1 1/2"	5/10
W913/209	7 1/2" x 1" x 1 1/2"	4/8
W914/305	7 1/2" x 1" x 1 1/2"	5/8
W915/107	4 1/2" x 1" x 1 1/2"	2/8
W916/108	5 1/2" x 1 1/2" x 135°	2/10
W920/111	4 1/2" x 1" x 1 1/2"	3/2
W924/211	6 1/2" x 1 1/2" x 1 1/2"	4/10

Selection of Motor-Cycles

- A.J.S. 2.48 h.p. 1928-31 and 1933-34. W560 F. or R.
- " 3.49 h.p. 1921-28. W560 F.
- " 3.49 h.p. 1930-34. W560 F. or R.
- " 4.98 h.p. 1930-31. W719 F., W720 R.
- " 4.98 h.p. 1932-34. W719 F., W719 R.
- Ariel 2.50 h.p. 1934-35. W727 F., W717 R.
- " 3.50 h.p. 1933-35. W727 F., W717 R.
- " 5 h.p. 1933-35. W727 F., W717 R.
- B.S.A. 1.49 h.p. O.H.V., 1934. W920 F. or R.
- " 2.49 h.p. 1927-33. W513 F. or R.
- " 2.50 h.p. S.V. & O.H.V. 1933-34. W920 F. or R.
- " 3.49 h.p. 1932. W514 F. or R.
- " 3.49 h.p. 1932-34. W514 F. or R.
- " 4.99 h.p. 1933-34. W750 F. or R.
- Calthorpe 2.50 h.p. O.H.V. 1934. W512 F. or R.
- " 4.90 h.p. 1932-34. W700 F. or R.
- Coventry-Eagle. 1.47 h.p. 1932-34 and 1.96 h.p. 1932-34. W751 F., W916 R.
- Douglas. All models. 1932-35. W524 F. or R.
- Dunelt. 2.49 h.p. 1933-35. W713 F. or R.
- " 3.46 h.p. V.2 1932-35. W915 F. or R.
- " 4.96 & 5.98 h.p. 1932-33. W546 F. or R.
- Enfield. 1.48 h.p. 1932-34. W726 F. or R.
- " 3.46 h.p. G. 1933-34. W771 F. or R.
- " 3.50 h.p. Bullet 1933. W717 F. or R.
- " 4.88 h.p. 1927-30. W727 F. or R.
- Excelsior. .98 h.p. 1932-34. W751 F. or R.
- " 1.48 h.p. 1933. W751 F. or R.
- " 2.47 h.p. 1932. W916 F. or R.
- " 2.49 h.p. 1932-34. W916 F. or R.
- Francis Barnett. 1.47 and 1.48 h.p. 1932-34. W751 F. or R.
- " 1.96 h.p. 1932-34. W916 F. or R.
- " 2.49 h.p. 1934. W916 F., W512 R.

using above Brake Liners

- Matchless. 4.95 h.p. C.S. 1933-34. W719 F., W720 R.
- " 4.98 h.p. 1933-34. W719 F., W720 R.
- " 5.86 h.p. 1933-34. W720 F. or R.
- " 9.90 h.p. 1932-34. W709 F. or R.
- New Imperial. 1.50 h.p. 1932-34. W751 F., W559 R.
- " 2.50 h.p. 1932-33. W916 F., W559 R.
- " 3.50 h.p. 16, 19, 21, 1932-34. W525 F., W525 R.
- " 3.50 h.p. Blue Prince. 1934. W531 F., W525 R.
- Norton. 4.90, 5.88, & 6.33 h.p. 1932-35. 908 F. or R.
- O.K. Supreme. 2.48 h.p. G. 1932-35. W916 F., W512 R.
- " 4.98 h.p. L & N 1932-35. W512 F., W700 R.
- Rudge-Whit. 2.45, 2.49 & 3.40 h.p. 1929-35. W714 F. or R.
- " 4.96 h.p. 1928-33. W716 F. or R.
- " 4.99 h.p. 1934-35. W912 F. or R.
- Sunbeam. 3.44 h.p. 10, 1932-33. W503 F., W771 R.
- " 3.44 h.p. 8, 1934-35. W503 F., W914 R.
- " 4.92 & 4.93 h.p. 1932-35. W913 F., W914 R.
- Triumph. .98 h.p. Gloria 1931-32. W726 F. or R.
- " 1.47 h.p. 1933-34. W561 F. or R.
- " 2.49 h.p. 1931. W590 F., W726 R.
- " 2.5 h.p. & 3.5 h.p. 1934. W924 F. or R.
- " 3.48 h.p. 1931. W590 F., W726 R.
- " 5.49 h.p. 1932-33. W769 F., W725 R.
- Velocette. 2.49 h.p. 1929-34. W776 F. or R.
- " 3.48 h.p. 1932-35. W763 F. or R.
- " 3.49 h.p. 1934. W776 F. or R.

"Fibrax" Brake Liners for almost any Motor-Cycle can be supplied to order promptly.

Abbreviations—F. Front. R.—Rear.

HOBDAY BROTHERS LTD

BATTERIES



"CAPITOL" MOTOR-CYCLE BATTERY
6 volt. 14 amp.

Comprised in Ebonite Container, this battery is of special construction, enabling it to withstand vibration. The separators are of hard rubber, whilst the active material used is specially refined. 7 Plates are incorporated, rendering this battery one of the best on the market. Dimensions, 6½" x 4¼" x 3¼".

No.	AC67/906	each	11/9
	AC67/810	(½ doz. lots)	...	"	11/9



LUCAS MOTOR-CYCLE BATTERIES

Made in a range to suit all purposes, and stocked as under:—

		Type PUW7E			
		6 volt, 12 amp.		Overall size 4½" x 3½" x 6½"	
No.	AC4/1902	With Solo Fittings	...	each	22/6
	AC5/1410	Battery only	...	"	17/6
		Type POW5G			
		4 volt, 9 amp.		Overall size 5½" x 2½" x 7½"	
No.	AC6/1710	With Solo Fittings	...	each	21/-
	AC7/1307	Battery only	...	"	16/-
		Type PUW5E			
		6 volt, 8 amp.		Overall size 3½" x 3½" x 6½"	
No.	AC8/1700	With Solo Fittings	...	each	20/-
	AC9/1209	Battery only	...	"	15/-
		Type RUW7E			
		6 volt, 12 amp.		Overall size 6½" x 3½" x 6½"	
		Anchored in rubber. Anti-vibration Type.			
No.	AC10/1710	Battery with lid	...	each	21/-

Note.—Full Discounts are allowed to B.S.B.A. Agreement Holders.



"EXIDE" MOTOR-CYCLE BATTERIES

"Exide" Ignition and Lighting Batteries are suitable for use on Motor-Cycles, Side-car Combinations and Light Cars. They are enclosed in highly finished Containers made from a composition which is mechanically strong, chemically inert, and electrically a perfect insulator. The plates are of special design and tough wood separators are incorporated. The lids are equipped with rubber buffers, inset to bear upon the top of the batteries, enabling the most severe vibration to be withstood.

FOR SOLO MOTOR-CYCLES

		Without Lids			
No.	Type	Volts	*Amps	Size	Each
AC11/1204	2-LE2	4	10	2½" x 3½" x 6½"	14/6
AC12/1411	3-LE2	6	10	2½" x 4½" x 6½"	17/6
AC13/3111	3-KZ3	6	8	4½" x 3½" x 6½"	37/6
		With Lids			
AC14/1411	3-ET5A	6	10	2½" x 7½" x 7½"	17/6
AC15/1209	2-LM2	4	10	5½" x 2½" x 7½"	15/-
AC16/1411	3-LS2	6	10	2½" x 6½" x 7½"	17/6
AC17/1411	3-LS2A	6	10	2½" x 6½" x 7½"	17/6
AC18/1204	3-LF2	6	9	3½" x 3½" x 6½"	14/6
AC19/1411	3-EK5A	6	13	3½" x 6½" x 6½"	17/6
AC20/1411	3-LF3	6	13	3½" x 4½" x 6½"	17/6

*Actual Capacity when discharged in 20 hours.

FOR LIGHT CARS AND SIDE-CARS

		Without Lids			
No.	Type	Volts	*Amps	Size	Each
AC21/2506	3-CZM7-1	6	30	4½" x 8½" x 7½"	30/-
AC22/2800	3-LCE3	6	20	4½" x 6½" x 5½"	33/-
		With Lids			
AC23/1902	3-LB2	6	12	5½" x 5½" x 5½"	22/6
AC24/3710	3-CZ9-IL	6	40	4½" x 11½" x 8½"	44/6
AC25/2708	3-CZM7-IL	6	30	4½" x 8½" x 8½"	32/6
AC26/3710	3-CZT9-IL	6	36	4½" x 10½" x 8½"	44/6

Note.—It is advisable in all cases to check up the dimensions of the 3-EK5A and 3-ET5A Batteries to ensure that the external terminals do not foul any portion of the machine or fittings.

Full Discounts allowed to B.S.B.A. Agreement Holders.

LAMPS—continued



**LUCAS
ELECTRIC REAR LAMP**
No. MT110
Fitted with 1½" red glass, and side white light as illustrated. Ebony finish.
No. LA570/605 ... each 8/6



**MILLERS
ELECTRIC REAR LAMP**
No. 35E
Number-plate fitting. 1½" red glass; 2"×1½" white glass. Complete with 6-v. bulb.
No. LA270/305 ... each 4/6



**MILLERS
ELECTRIC SIDE CAR LAMP**
No. 45E
A well-designed Head Lamp in miniature. Size of front glass 3". A red light is fitted in the back of the lamp, which is complete with 6-v. 3-watt bulb. Silvered parabolo reflector.
No. LA245/508 ... each 7/6



**"P&H"
ELECTRIC TAIL LAMP**
No. 139X
Fitted with shock absorber device for protecting the bulb. This lamp is suitable for illuminating the new regulation size number plate, and is readily detachable from the number-plate for use as an inspection lamp. Ebony finish.
No. LA368/309 ... each 5/-



ELECTRIC TAIL LAMP
Specially designed for motor-cycle use, this lamp has a big sale. Tongue fitting. Black finish. Less bulb.
No. LA301/204 ... each 3/3



**MOTOR-CYCLE
STOP AND TAIL LAMP**
Motor-cycle or Small Car Model Combined Stop and Tail Lamp. 2½" diameter. Two-colour front, the word "Stop" showing in orange when operated by the brake switch. Designed to accommodate festoon bulbs for effective illumination. Complete with bulbs and brake switch. Black and plated.
No. LA4137A/406 6-volt each 6/-
LA4137B/406 12 " " 6/-



**"P&H"
ACETYLENE REAR LAMP**
No. 55
Specially designed to illuminate the new regulation size number-plates. Fitted with 2"×¾" white glass, and a 1" diameter red glass. Ebony finish.
No. LA366/110 ... each 2/6

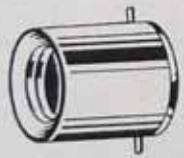


**MILLERS
ACETYLENE TAIL LAMP**
No. 109T
Designed to illuminate efficiently the large number-plate which is now compulsory, the large white glass at side carrying out this function admirably. Size of red glass 2". White glass 1½"×¾". Ebony and N.P. finish.
No. LA268/203 ... each 3/-

**ELECTRIC TAIL LAMP
Competition Line**
Resembling the lamp illustrated above, this special line can be fully recommended as being thoroughly dependable in every way. British made.
No. LA4239/108 ... each 2/6



**LUCAS
ELECTRIC SIDE CAR LAMP**
No. LD309
Pleasing and distinctive in appearance, fitted with reflector and universally adjustable mounting with concealed cable. A ruby glass is recessed into the back of the body. Front 3½", Aperture 2½".
No. Finish each
LA561/905 Ebony ... 12/6
LA562/909 Ebony & chrom. 13/-
LA563/1008 Chromium ... 14/3



BULB ADAPTER
To convert Bayonet to Screw in M.E.S. bulbs. A quick-selling line.
No. LS12/5 ... each 8d.
LS12/406 ... per doz. 6/9



**LUCAS SPARE
BULB CASE**
No. MC2
Moulded case with copper oxidised end covers. Carries two bulbs—1 head and 1 small.
No. LB706/111 ... each 2/6



"P&H" GENERATOR
No. 121
Ideal for use with Rear and Side Car Lamps. Fitted with adjustable bracket to attach to tube in an upright position. A two-way tap is also provided. Height 6½". Weight 1 lb. 3 oz. Ebony finish.
No. LA421/406 ... each 6/-



"P&H" GENERATOR
No. 119
Strongly made with swivel ball for holding carbide chamber. Carbide capacity 9½ oz. Five hours gas supply. Fitted with two-way tap. Height 7¼". Weight 2 lb. 3 oz. Ebony finish.
No. LA419/803 ... each 11/-

LAMP BULBS.
All types in stock. For details see Motor Section.

LAMPS—continued



MILLERS "S.U.S." LIGHTING SET
No. 25 S.E.

Separate Unit System of Electric Lighting for motor-cycles. The set is complete in itself: bracket, pulley, belt, or other drive is supplied. All cable and clips are provided, and fitting is simplified with a blue print. As fittings differ, please state make, etc., of machine when ordering. Unless otherwise ordered, the Head Lamp will be supplied with Fork Brackets. Set includes Head Lamp with Ammeter, Dynamo, Battery, Battery Carrier, Tail Lamp, Pulley for Dynamo and Engine, Belt, Cable, etc.

No. **LA250/9900** 6-volt Set per set **£6 12 0**



MILLERS
MOTOR-CYCLE TAIL DRY BATTERY SET
No. 35 S.E.

Comprises Tail Lamp with all metal box and clips. The newly designed box accommodates the dry battery, and the switch incorporated is of the crew-down type. The tail lamp is fitted with an anti-vibratory bulb-holder. Complete with 2.5-v. bulb and metal clips.

No. **A272/503** Complete Set each **7/-**
A273/6 Spare Battery " **8d.**
A274/2 Spare Bulb, 2.5-v. " **3d.**



"P&H" SPOT LAMP
No. 676

This lamp projects a powerful beam of light, and is capable of being swivelled in any direction. The switch control knob embodies an observation mirror. Front diameter 4". Finish, black and chromium.


No. **A4231/905** each **12/6**



"RAYDYOT"
MOTOR-CYCLE HEAD OR SPOT LAMP

This popular model has a 4½" diameter front. Universal movement, and clip to fit either 7/8" or 1" bar. Complete with bulb, flexible, and self-contained switch.

No. **LA300/711** each **10/6**



MILLERS DRY BATTERY LAMP SET
No. 10 S.E.

This Set comprises Head Lamp, 7½" diameter, Tail Lamp, Battery, Battery Carrier, Cable, Clips, Bulbs, etc. Inexpensive, easy to fit, low in upkeep, and needs positively no attention beyond battery replacement as and when required. The light given approximates to that of a good acetylene motor-cycle lamp. The dry batteries give approximately 30 hours lighting capacity.

No. **LA252/3106** Set complete each **£2 2 0**

No. 11 S.E.

Similar to the set above, but with a smaller Head Lamp, 5½" diameter, Tail Lamp, Battery, Battery Carrier, Cable, Clips, Bulbs, etc.

No. **LA257/2603** Set Complete each **£1 15 0**

Replacements

No. **LA253/208** Spare Batteries per pair **4/-**
LA254/4 Spare Bulb for Head Lamp each **6d.**
LA255/3½ Spare Bulb for Tail Lamp " **5d.**



LUCAS STOP TAIL LAMP
No. ST20

For motor-cycles. In addition to illuminating the number-plate and showing the usual ruby light to rear, gives a warning light by means of an ingenious switch, when the foot-brake is applied. Ebony black, complete with two bulbs and switch.

No. **LA41/1002** each **13/6**

MAGNETO SUNDRIES, MASCOTS, MIRRORS



MOTOR-CYCLE PENNANTS

Complete with special lug for fitting to number plate (not clips as illustrated). Colour and wording for machines as follows:—Cotton, Douglas, Dunelt, Excelsior, Har. Dav., Indian, Levis, New Hudson, P. & M., Quadrant, Rudge, Zenith.

No. **MA355/4** each 6d.
MA355/306 per doz. 5/-
Please specify titles required when ordering.



MAGNETO SPRINGS
Box containing 6 dozen assorted.

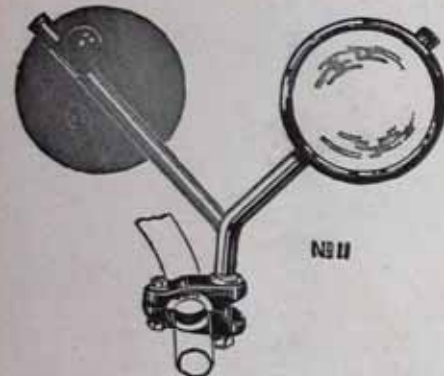
No. **MS158/209** per box 4/-



MAGNETO COGS

Bored $\frac{1}{4}$ " parallel

No.	Size	each
MS100/100 ...	8T x $\frac{1}{8}$ " x $\frac{1}{8}$ "	1/6
MS104/100 ...	10T x $\frac{1}{8}$ " x $\frac{1}{8}$ "	1/6
MS106/100 ...	10T x $\frac{1}{8}$ " x $\frac{1}{8}$ "	1/6
MS108/100 ...	11T x $\frac{1}{8}$ " x $\frac{1}{8}$ "	1/6
MS109/100 ...	12T x $\frac{1}{8}$ " x $\frac{1}{8}$ "	1/6
MS110/100 ...	12T x $\frac{1}{8}$ " x $\frac{1}{8}$ "	1/6
MS112/102 ...	14T x $\frac{1}{8}$ " x $\frac{1}{8}$ "	1/6
MS113/102 ...	14T x $\frac{1}{8}$ " x $\frac{1}{8}$ "	1/9
MS116/106 ...	16T x $\frac{1}{8}$ " x $\frac{1}{8}$ "	1/9
MS117/106 ...	16T x $\frac{1}{8}$ " x $\frac{1}{8}$ "	2/3
MS120/106 ...	18T x $\frac{1}{8}$ " x $\frac{1}{8}$ "	2/3
MS121/106 ...	18T x $\frac{1}{8}$ " x $\frac{1}{8}$ "	2/3
MS125/108 ...	20T x $\frac{1}{8}$ " x $\frac{1}{8}$ "	2/3
MS129/200 ...	24T x $\frac{1}{8}$ " x $\frac{1}{8}$ "	2/6



LUCAS MOTOR-CYCLE MIRROR

No. 11

Diameter, $3\frac{1}{2}$ ". Length of arm, $5\frac{1}{2}$ ".
Adjustable.

No. **MR54/411** each 6/6

RENOLD-COVENTRY MAGNETO CHAINS

Stocked in 3 ft. lengths in sizes as under.

No.	Size	each
MS80/208	$\frac{1}{8}$ " x $\frac{1}{8}$ "	3/6
MS81/208	$\frac{1}{8}$ " x $\frac{1}{8}$ "	3/6



MAGNETO SCREWS

Points of 75 per cent Platinum and 25 per cent Iridium.
3.5 m/m. diam. head x .5 m/m.

No.	To Suit	per pair
MS170/400	Bosch, Simms, etc., thick type	6/-
MS172/400	" " " thin	6/-
MS178/400	Lucas	6/-
MS182/400	Watford	6/-
MS184/400	B.T.H.	6/-
MS89/100	Tungsten Points, Bosch, thin	1/6
MS90/100	" " " thick	1/6



P&H "SCOPE" MOTOR-CYCLE MIRROR. No. 221B

An observation Mirror of quality, fitted with handlebar clip. Size of mirror, $4\frac{1}{2}$ " x $2\frac{1}{2}$ ".

No. **MR219/508** each 7/6



"RAYDYOT" MOTOR-CYCLE MIRRORS

A well finished 4" diameter Mirror for Motor-Cycles. Handlebar clip and universal adjustment. Black and Plated finish.

No. **MR3/111** Flat Mirror each 2/6
MR4/203 Convex Mirror " 3/-



MOTOR-CYCLE MIRROR

An efficient Motor-cycle Scope Mirror at a competitive price. Handlebar clip fitting, 1" or $1\frac{1}{2}$ " bars and universally adjustable. Size of mirror $3\frac{1}{2}$ " x $2\frac{1}{2}$ ".

No. **MR13/108** each 2/6



MOTOR-CYCLE SCOPE MIRROR

This Mirror is fitted with a brass arm. It gives a fine view without distortion, and is universally adjustable. Size of mirror $4\frac{1}{2}$ " x $2\frac{1}{2}$ ". Black and chromium finish.

No. **MR12/302** each 4/6

HOBDAY BROTHERS LTD THE "QUALITY MANUFACTURING" FACTORY

RIMS, SADDLES AND SEATS



RIMS, MOTOR-CYCLE

No.	Black Enamelled	Ordinary	Drilled	per pair
RM110/808	24 x 2 1/2	11/6

Black Enamelled Depressed and Punched

No.	Size	per pair
RM111/809	26 x 2 1/2	11/8
RM112/907	26 x 3	12/9

WELL BASE RIMS, Black Enamelled
For Wired-on Tyres Depressed and Punched

No.	Size	per pair
RM115/809	2 x 19	11/8
RM117/900	2 x 21	12/-
RM119/808	2 1/2 x 19	11/6
RM120/810	2 1/2 x 20	11/9
RM121/900	2 1/2 x 21	12/-
RM123/900	2 1/2 x 19	12/9
RM125/907	2 1/2 x 21	12/6
RM127/904	3 x 19	13/3
RM129/911	3 x 21	...

Rims are stocked drilled 36 or 40 holes. Other drillings to order.



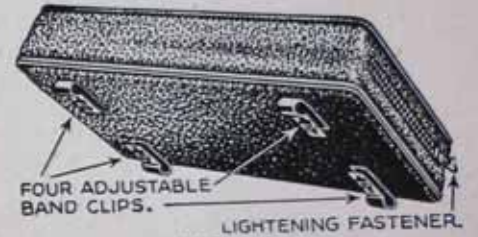
MILLER'S PILLION SEAT, No. 517
With peaked front. For fitting to mudguard with four straps and clips. Size, 10" x 6".
No. SA70/307 ... each 4/9



MILLER'S PILLION SEAT, No. 511
Resilient and comfortable. Strong and secure once in position. Fitted with four straps and clips. Splendid value at the price. Size, 10" x 7".
No. SA216/305 ... each 4/6




"P&H" No. 194 PILLION SEAT
Mudguard Fitting
Fits all mudguards, and clips securely without drilling. Sponge rubber top. Covered with best quality leatherette. Size 11" x 7".
No. SA212/609 ... each 9/-



MOSELEY "FLOAT-ON-AIR" PILLION SEAT No. 4A
Size, 14" x 9" x 1 1/2". Has plywood base perforated with four slots to allow correct placing of four adjustable band clips. These slipped over frame of carrier make a really secure job. A Zip fastener gives access to interior.
No. SA103/711 ... each 10/6



"P&H" No. 196 PILLION SEAT
Carrier Fitting
Fitted with a Moseley Float-on-Air Cushion, covered with best quality Rexine, adjustable clips, fastening with a lightning fastener. Size, 11 1/2" x 8".
No. SA213/711 ... each 10/6



MOSELEY "FLOAT-ON-AIR" PILLION SEAT No. 188
Mudguard fitting, for machines having no carrier. Complete with four Holdfast clips. Size, 9" x 7".
No. SA107/905 ... each 12/6



"P&H" No. 186 PILLION SEAT
Fitted to the mudguard in the usual manner by four clips. No drilling required. Cushion top, size 10 1/2" x 6 1/2".
No. SA214/305 ... each 4/6



MOSELEY "FLOAT-ON-AIR" PILLION SEAT No. 217
Improved mudguard model with raised back (separately inflated), giving great security and comfort. Two straps for waterproof coat or apron. Four clips for fixing to edge of guard.
No. SA109/1103 ... each 15/-



HUTCHINSON "AIR SPRING" PILLION SEAT Sports Model
For fitting to the mudguard of Sports type motor-cycles without carriers. Equally suitable as back rest, tank cushion, or tummy rest.
No. SA139/905 ... each 12/6

SEATS—continued. SIDE-CAR SCREENS



**HUTCHINSON
"AIR SPRING" PILLION SEAT**

Pneumatic upholstery. Divided into three air chambers, the outside chamber having a larger air space than the centre, whilst that at the back is slightly higher than the front. Five-ply base, with safety handle and universal clips.

No. SA138/1002 each 13/6



LYCETT "AERO" SADDLE

With patent blocked leather cloth top, and elastic framework. Perfect give, no hard spots. Size of seat, 13½" x 14½".

No. SA64/1203 each 17/3




**LYCETT
"AERO" PILLION SEAT**

No. 6A

Built-up Sorbo Filling, with breathing holes. Quite as comfortable as pneumatic, but does not roll or swell. Direct fixing to mudwing by two bolts and nuts.

No. SA66/709 each 11/3


OUR FREE VAN DELIVERY SERVICE ENSURES SPEEDY DELIVERY OF THAT URGENT ORDER



HUTCHINSON "GRIPON" PILLION SEAT

A "Paxon" air-spring pneumatic pillion seat, size 12" x 9" x 2½". An inexpensive model for carrier fitting. It is made with a plywood base, and will fit any design of carrier by means of universal clips.

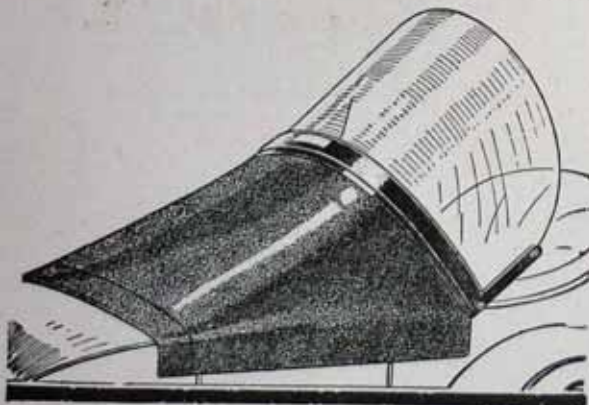
No. S27/808 each 11/6



TERRY'S MOTOR-CYCLE SPRING SADDLE

Illustration shows cover cut away in order to explain the construction.


No.	Model	Size	each
SA60/2000	Light	13½" x 14"	30/-
SA62/2108	Heavy	13" x 15½"	32/6



EASTING "NEW SPORTS" SIDE-CAR SCREEN

The graceful lines of the new Sports will appeal to many. A special heavy celluloid is fitted, the edge of which is bound with leather cloth, and the best apron cloth which is guaranteed to be waterproof. The fittings are of the fixed type. Standard finish black. Width flat 28½".

No. SC159/900 each 12/-



EASTING "NEW ECLIPSE" SIDE-CAR SCREEN

The screen is constructed with the Easting patent flexible frame to form a bow and will fit any side-car up to 23" wide. Centre panel 25" x 11". Length of valance 18", length of apron 17", length of waterproof apron from toe to rear 38". Width of apron at toe 23". Complete with N.P. fittings. Black.

No. SC156/1500 each 20/-




SIDE-CAR AUXILIARY ARM

No. SF85/800 each 10/9

**OUR QUICK DESPATCH SYSTEM SAVES YOU TIME.
OUR FREE VAN DELIVERY SERVICE SAVES YOU MONEY.**


SIDE-CAR SCREENS—continued



THE SANDUM "GEM" SALOON HOOD SCREEN COMBINATION

Makes a saloon top of the side-car. Can be ventilated as desired. Puts the finishing touch to any side-car outfit. Simple fittings. Hood folds down and fits snugly behind the passenger. Enclosed in envelope, which is provided for housing the hood when it is not in use.


No. SC207/3309 ... each 45/-



SANDUM "ACE" SIDE-CAR SCREEN

A De Luxe model of the "Gem" Screen with square celluloid side panels. Finished in first-class style.


No. SC208/2206 ... each 30/-



THE SANDUM "PERFECT" SCREEN

The perfect Screen for touring. Tilted up in the front to give full protection to the passenger. Sprung open at a touch allowing easy entrance to the body. Absolutely draught-proof, with a highly polished celluloid panel 56 in. long, completely covering the passenger at sides. Complete with Nickel-plated fittings—this is one of the finest screens on the market.

No. SC204/1809 ... each 25/-



THE SANDUM "SPORTS" SCREEN

This Screen is complete with Apron, and is designed for Semi-Sports and Sports Side-cars. Adjustable backwards or forwards. The fittings are simple, rendering the screen easy to fit and easily adjusted.


No. SC202/900 ... each 12/-



THE SANDUM "GEM" SCREEN

The Sandum "Gem" Screen is standardised by most of the leading Motorcycle Manufacturers. It has no fastenings to undo. Fits any body large or small. Always gives a neat and tight apron. Absolutely draught-proof and stands perfectly rigid. Complete with side-curtains.

No. SC205/1500 ... each 20/-



THE SANDUM "SUPER SPORTS" SCREEN

Suitable for any Side-car, and equipped with long heavy waterproof Apron, this screen is handsomely designed and finished in a good style.

No. SC203/1509 ... each 21/-

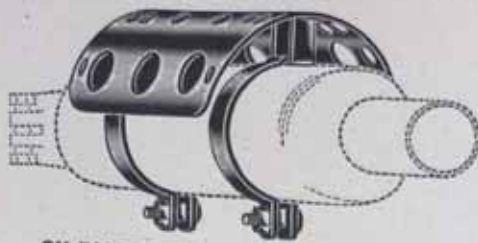
SILENCERS, SPANNERS, SPARKING PLUGS



FAN-SHAPED FISHTAILS

Do not set up back-pressure, and give a mellow note to the exhaust. Nickel-plated finish. Fitted with clips for pipes 1 1/2" to 1 3/4" with 6" tail, and sizes 1 3/4" to 2" with 7" tail.

No.	For pipe diam.	Mouth	each
SL61/203	1 1/2"	6"	3/-
SL62/203	1 3/4"	6"	3/-
SL63/203	1 3/4"	6"	3/-
SL64/203	1 3/4"	7"	3/-
SL65/206	1 3/4"	7"	3/4
SL67/207	2"	7"	3/4



SILENCER OR EXHAUST TUBE GUARD

Prevents the danger of burning hose or legs. Aluminium. Stocked in two sizes, viz., 2 1/4", 3".
No. SL73/104 each 2/-
Specify size required when ordering.



MOTOR-CYCLE SPORTS SILENCER

Best quality heavy gauge metal, chromium-plated centre, black ends. Stocked to suit 1 1/2", 1 3/4", 1 3/4", 1 3/4" and 2" pipes.
No. SL55/603 each 8/3
Note.—Please specify size of exhaust pipe when ordering.



LUCAS "GIRDER" SPANNERS

A strong and well-made spanner, stocked in 3 sizes. Gun black finish.

No.	Description	each
SP40/411	"Girder Major", Length 7 1/2"	6/6
B5777/210	"Girder", Length 4 1/2"	3/9
B5778/201	"Girder Minor", Length 3 1/2"	2/9



LODGE "HI" PLUG

Metric. For motor-cycle of Sports and Touring type.

SP207/400	...	each 6/-
SP207/307	(4 doz. lots)	" 6/-

LODGE "H2" PLUG

Metric. Similar to "H1" but with long reach.

SP219/400	...	each 6/-
SP219/307	(4 doz. lots)	" 6/-

LODGE "H45" PLUG

Metric, super Sports model, with special spark gap, recommended for dirt-track racing machines.

SP196/500	...	each 7/6
SP196/406	(4 doz. lots)	" 7/6

LODGE "H53" PLUG

14 m/m. thread, super Sports model.

SP197/500	...	each 7/6
SP197/406	(4 doz. lots)	" 7/6



"KING DICK" SPANNERS
Blued finish

No.	Size	Length	each
B5757/11	0.	3"	1/4
B5758/102	1.	4"	1/9
SP20/110	2.	6"	2/9



MOTOR CYCLE TUBULAR BOX SPANNERS

Set No. 1


Comprising 3 spanners and screwdriver tommy. Complete in leather wallet. Sizes: 1/8", 1/4", 3/8", and 1/2", and 3/8" square.

No. SP78/108	...	per set 2/5
--------------	-----	-------------

Set No. 2

Comprising 3 spanners and tommy. Sizes: 3/8", 1/2", 5/8", 3/4", and 7/8" across flats.

No. SP79/103	...	per set 1/10
--------------	-----	--------------



"NUBO" CRANKED RING SPANNERS

These spanners require only half the usual backward movement, on account of their 12 point hold on the nut. Set of six to cover all Whitworth sizes from 1/2" to 1 1/2". Hardened, cranked and cadmium-plated. In attractive carton.

No. SP24/300	...	per set 4/-
--------------	-----	-------------



LODGE "C3" PLUG

Metric. The standard sparking plug for the majority of British motor-cycles.

No. SP200/304	...	each 5/-
SP200/300	(4 doz. lots)	" 5/-

LODGE "H14" PLUG

14 m/m. thread. Similar plug to the Sports H1, and recommended for motor-cycles taking 14 m/m thread plugs.

No. SP203/400	...	each 6/-
SP203/307	(4 doz. lots)	" 6/-

HOBDAY
BROTHERS LTD
THE "QUICK SERVICE" FACTORY
SPARKING PLUGS—continued



CHAMPION No. 16 PLUG
For all Sports cars and motor-cycles.

No. SP365/311 each 6/-

CHAMPION "B2" PLUG
A new 18 m/m. plug of one-piece construction for motor-cycles and Sports cars.

No. SP366/311 each 6/-



"K.L.G." Type K.S5 PLUG

Metric thread, $\frac{1}{2}$ " reach, two-piece detachable model, fitted with radiator cooling fins, intended for high efficiency motor-cycle engines.

No. SP529/500 each 7/6
SP529/406 (4 doz. lots) 7/6



"K.L.G." Type K.1 PLUG

Metric thread, $\frac{1}{2}$ " reach, two-piece detachable model, recommended for the majority of motor-cycle engines.

No. SP525/400 each 6/-
SP525/307 (4 doz. lots) 6/-

"K.L.G." Type K.2 PLUG

Metric thread, $\frac{3}{4}$ " reach, and in other respects similar to Type K.1.

No. SP526/400 each 6/-
SP526/307 (4 doz. lots) 6/-
Note.—Please specify single or 3-point when ordering.



CHAMPION No. "B3" PLUG

One-piece motor-cycle average compression.

No. SP316/311 each 6/-

CHAMPION No. LA11 PLUG

$\frac{1}{2}$ " reach. Non-detachable Sports and motor-cycle.

No. SP315/311 each 6/-



"K.L.G." Type 583 PLUG

Metric thread, $\frac{1}{2}$ " reach, three-piece detachable model. This plug has a copper electrode with a nickel firing point, and is eminently suitable for Super Sports engines, as it will withstand a high degree of internal gas heat.

No. SP537/508 each 8/6



"K.L.G." Type 777 PLUG

Metric thread, $\frac{1}{2}$ " reach, three-piece detachable model of a more simple design than the 6/- type above.

No. SP542/304 each 5/-
SP542/300 (4 doz. lots) 5/-

"K.L.G." Type 777-L.R. PLUG

Metric thread, $\frac{3}{4}$ " reach, and in other respects similar to Type K.777.

No. SP543/304 each 5/-
SP543/300 (4 doz. lots) 5/-

**WESTOCK "CHAMPION" PLUGS
TO SUIT A WIDE RANGE OF
CARS.**

For Details see "Motor" Section

HOBDAY BROTHERS LTD
SPARKING PLUG SUNDRIES, SPEEDOMETERS



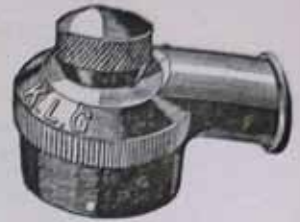
BOSCH DM225/1 PLUG
 For Sports Cars, O.H.V. motor-cycles, etc. Thread length, 12 m/m. Barrel length, 12 m/m.
 No. SP288/209 ... each 5/-



"JOHN BULL" SPARKING PLUG COVER
 Made of best black rubber. Keeps all moisture from the top of the plug.
 No. SP732/4 ... each 6d.



LUCAS PLUG TESTER
 Consists of a glass tube filled with Neon gas held in an ebonite tube, having an observation window. When electrified, the Neon gas gives an orange-coloured flash, which varies in intensity according to the voltage.
 No. SP759/300 ... each 4/-



"K.L.G." WATERPROOF TERMINAL
 No. SP519/104 ... each 2/-

SPARKING PLUG WASHERS
 Best quality Copper and Asbestos.
 No. Metric
 WA20/209 ... per gross 4/-
 WA22/403 ... per gross 6/-

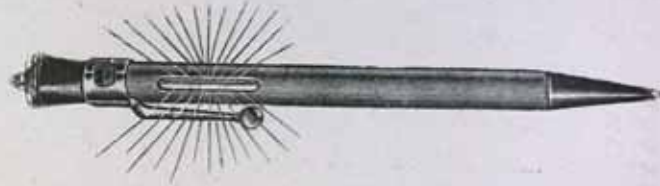
"K.L.G." SPRING TERMINAL CLIPS
 Made in tempered spring steel and available in three sizes.
 No. SP521A/100 O.B.A. per doz. 1/3
 SP521B/100 2 " " 1/3
 SP521C/100 3 " " 1/3



SMITH'S MOTOR-CYCLE SPEEDOMETER
 Nickel finish, with silver dial. Speed recorder, 60 or 80 m.p.h. Mileage recorder, 10,000. Trip recorder, 100.
 No. SP1043/3706 ... each 50/-



"STADIUM" SPARKING PLUG TESTER
 A new Tester of small dimensions for the pocket. Equipped with retaining clip.
 No. SP745/6 ... each 9d.



"POPULAR" PENCIL SPARK PLUG TESTER
 With propelling lead pencil. Assorted colours.
 No. SP761/100 ... each 1/6

"ASCALAC" SPARKING PLUG TESTER
 Pencil type, with propelling lead and pocket clip. Carded 1 dozen.
 No. SP762/800 ... per card 12/-

"A.C." SPARK PLUG GAP GAUGE
 For accurately measuring the gaps of all makes and shapes of plug electrodes. Vest pocket size with four feelers .020", .025", .028", and .032". Counter display card—12 gauges on card.
 No. SP743/900 ... per card 12/-



COOPER-STEWART MOTOR-CYCLE SPEEDOMETER
 Absolutely accurate and really reliable, and complete with flexible shaft and front wheel drive. Records speeds up to 80 m.p.h. With or without trip recorder.
 No. SP1041/2811 Trip model each 38/6
 SP1042/2603 Non-trip " 35/-
 Note.—Can be supplied for internal drive at extra retail charge of 5/-. Kilometre models also available.



SPEEDOMETER LAMPS
 The 30 m.p.h. speed-limit renders it a necessity to be able to read the speedometer at night. This device clips round the instrument head, and throws the light on the dial. Neat self-contained switch. Takes small screw-in bulb. N.P. finish. Less bulb.
 To Suit
 No. SP1228/110 Cooper-Stewart ... each 2/11
 SP1229/110 Smith ... " 2/11

Remax
REPLACEMENT

SPEEDOMETER CABLES

No. 5

Stewart Type A.C. Type

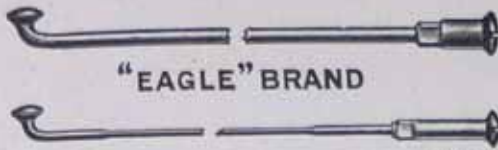
YOUR SPEEDOMETER CABLE REPAIRED IN 15 MINUTES!

This cable consists of one long (17-inch) shaft, with 100 turns of 17-strand wire. For instructions for fitting see book.

"REMAX" SPEEDOMETER INNER CABLE OUTFITS
 Complete with a maximum length of 17-strand shaft, together with ends and washers, to suit the undermentioned speedometers.
 No. SP1197/300 ... Cowey ... each 4/6
 SP1198/300 ... Smith ... " 4/6
 SP1199/300 ... Jaeger ... " 4/6

HOBDAV
BROTHERS LTD
THE "QUICK RESPONDER" FACTORY

SPOKES, Etc., SPRINGS



"EAGLE" BRAND

SPOKES—PLAIN
Bright

No.	Gauge	Length	per doz.	6d.
SP1251/4	10	12 1/2"	per gross	4/6
SP1251/300	10	12 1/2"	per doz.	9d.
SP1253/6	8	12 1/2"	per gross	10/6
SP1253/503	8	12 1/2"	per doz.	1/-
SP1254/8	7	12 1/2"	per gross	10/6
SP1254/700	7	12 1/2"	per gross	10/6

Plated

SP1260/3 1/2	13	12 1/2"	per doz.	5d.
SP1260/206	13	12 1/2"	per gross	3/9
SP1261/4	12	12 1/2"	per doz.	6d.
SP1261/300	12	12 1/2"	per gross	4/6
SP1262/5	11	12 1/2"	per doz.	8d.
SP1262/306	11	12 1/2"	per gross	5/3
SP1263/5 1/2	10	12 1/2"	per doz.	9d.
SP1263/400	10	12 1/2"	per gross	6/-

SPOKES—SCREWED ROLLED THREAD
Plated

SP1271/4	12	9 1/2"	per doz.	6d.
SP1271/303	12	9 1/2"	per gross	5/-
SP1270/4	12	10 1/2"	per doz.	6d.
SP1270/303	12	10 1/2"	per gross	5/-
SP1272/6	10	8"	per doz.	9d.
SP1272/400	10	8"	per gross	6/-
SP1273/6	10	8 1/2"	per doz.	9d.
SP1273/400	10	8 1/2"	per gross	6/-
SP1274/6	10	8 1/2"	per doz.	9d.
SP1274/400	10	8 1/2"	per gross	6/-
SP1277/6	10	8 1/2"	per doz.	9d.
SP1277/400	10	8 1/2"	per gross	6/-
SP1278/6	10	9"	per doz.	9d.
SP1278/400	10	9"	per gross	6/-
SP1279/6	10	9 1/4"	per doz.	9d.
SP1279/400	10	9 1/4"	per gross	6/-
SP1281/6	10	9 1/4"	per doz.	9d.
SP1281/400	10	9 1/4"	per gross	6/-
SP1276/6	10	9 1/2"	per doz.	9d.
SP1276/400	10	9 1/2"	per gross	6/-
SP1282/6	10	10"	per doz.	9d.
SP1282/400	10	10"	per gross	6/-
SP1275/6	10	10 1/2"	per doz.	9d.
SP1275/400	10	10 1/2"	per gross	6/-

SPOKE NIPPLES
Cut Thread. Steel

No.	Gauge	Diameter	per doz.	6d.
SP1303/3 1/2	8	.300	per gross	4/6
SP1303/300	8	.300	per doz.	9d.
SP1304/3 1/2	7	.300	per gross	4/6
SP1304/300	7	.300	per doz.	9d.

Cut Thread. Plated

SP1310/2 1/2	13	.200	per doz.	4d.
SP1310/110	13	.200	per gross	2/9
SP1311/2 1/2	12	.200	per doz.	4d.
SP1311/110	12	.200	per gross	2/9
SP1312/3	11	.225	per doz.	5d.
SP1312/206	11	.225	per gross	3/9
SP1313/3	10	.225	per doz.	5d.
SP1313/206	10	.225	per gross	3/9
SP1314/4	10	.250	per doz.	6d.
SP1314/303	10	.250	per gross	5/-

Rolled Thread. Plated

SP1320/2 1/2	12	.200	per doz.	4d.
SP1320/110	12	.200	per gross	2/9
SP1322/3	10"	.225	per doz.	5d.
SP1322/206	10"	.225	per gross	3/9
SP1323/4	10"	.250	per doz.	6d.
SP1323/303	10"	.250	per gross	5/-
SP1324/6	10"	.300	per doz.	9d.
SP1324/500	10"	.300	per gross	7/6



"FITALL" NIPPLE KEY

Motor size. Will take up to 1 1/2" nipples.
No. SP1360/100 ... each 1/6



TERRY'S ASSORTED SPRINGS

Contains 3 doz. inlet, exhaust, and expansion springs, assorted.
No. SP1411/500 ... per box 7/6



TERRY'S MOTOR VALVE SPRINGS

Box of 3 dozen assorted

No. SP1413/204 ... per box 3/6



TERRY'S "AERO" MOTOR-CYCLE VALVE SPRINGS

Any Spring not listed can be supplied to pattern or specification. (Pairs) indicates inners and outers.

B.S.A.—continued		per set
SP827/10	595 c.c. S.V. 2 singles	1/3
SP828/108	595 c.c. O.H.V. 2 pairs	2/6
Douglas		
SP829/104	348 c.c. S.V. 4 singles	2/-
SP830/200	348 c.c. O.H.V. 4 pairs	3/-
SP831/200	488 c.c. S.V. 4 singles	3/-
SP832/200	600 c.c. S.V. 4 singles	3/-
SP833/200	750 c.c. S.V. 4 singles	3/-
Enfield		
SP834/100	148 c.c. O.H.V. 2 pairs	1/6
SP835/8	248 c.c. S.V. 2 singles	1/-
SP836/106	248 c.c. O.H.V. 2 pairs	2/3
SP837/10	346 c.c. S.V. 2 singles	1/3
SP838/110	346 c.c. O.H.V. 2 pairs	2/9
SP839/208	488 c.c. O.H.V. 4 pairs	4/-
SP840/100	498 c.c. O.H.V. 2 pairs	1/6
Matchless		
SP841/8	246 c.c. S.V. 2 singles	1/-
SP842/106	246 c.c. O.H.V. 2 pairs	2/3
SP843/106	347 c.c. O.H.V. 2 pairs	1/3
SP844/10	500 c.c. S.V. 2 singles	2/6
SP845/108	498 c.c. O.H.V. 2 pairs	1/3
SP846/10	586 c.c. S.V. 2 singles	2/6
SP847/108	593 c.c. O.H.C. 2 pairs	2/6
New Imperial		
SP848/10	150 c.c. Unit Minor 2 singles	1/3
SP849/104	247 c.c. O.H.V. Unit Super 2 pairs	2/-
SP850/104	346 c.c. Unit Plus 2 pairs O.H.V.	2/6
SP851/108	346 c.c. O.H.V. Unit Major 2 pairs	2/9
SP852/110	499 c.c. O.H.V. Black Prince 2 pairs	1/6
SP853/100	499 c.c. S.V. 2 singles	1/6

New Imperial—continued		per set
SP854/208	346 c.c. O.H.V. Grand Prix Triple	4/-
SP855/208	246 c.c. O.H.V.	4/-
SP856/108	346 c.c. O.H.V. Black Prince 2 pairs	2/6
SP857/110	499 c.c. O.H.V. Unit Major 2 pairs	2/9
Norton		
SP858/110	348 c.c. O.H.V. 2 pairs	2/9
SP859/200	348 c.c. O.H.C. 2 pairs	3/-
SP860/10	490 c.c. 2 singles	1/3
SP861/200	490 c.c. 2 pairs	3/-
SP862/200	490 c.c. 2 pairs	3/-
SP863/110	596 c.c. 2 pairs	2/9
SP864/10	633 c.c. 2 singles	1/3
O.K. Supreme		
SP865/100	346 c.c. Coeur de Lion 2 pairs	1/6
SP866/100	246 c.c. Flying Cloud 2 pairs	1/6
SP867/110	500 c.c. Phantom 2 pairs	2/9
SP868/110	500 c.c. Britannia 2 pairs	2/9
Rudge		
SP869/200	250 c.c. O.H.V. 4 pairs	3/-
SP870/200	350 c.c. O.H.V. 4 pairs	3/-
SP871/204	499 c.c. O.H.V. 4 pairs	3/6
Triumph		
SP872/100	249 c.c. O.H.V. 2 pairs	1/6
SP873/10	277 c.c. S.V. 2 singles	1/3
SP874/10	343 c.c. S.V. 2 singles	1/3
SP875/106	343 c.c. O.H.V. 2 pairs	2/3
SP876/106	493 c.c. O.H.V. 2 pairs	2/3
SP877/10	549 c.c. S.V. 2 singles	1/3
Velocette		
SP878/106	249 c.c. O.H.V. 2 pairs	2/3
SP879/106	348 c.c. O.H.V. 2 pairs	2/3

SWITCHES, TANK FILLERS, TAPS



MOTOR-CYCLE REAR STAND CLIP
No. ST10/8 ... each 1/-



MOTOR-CYCLE HORN SWITCH
Handlebar fitting. Black and N.P. finish.
No. SW3/905 ... per doz. 12/6



MOTOR-CYCLE SWITCH
Handlebar fitting. For lighting and horn, or lighting and intermittent glare for silence zones.
No. SW4/106 ... each 2/-



MOTOR-CYCLE 2-WAY SWITCH
A two-way Switch with handlebar fitting for dimming. All black finish.
No. SW5/104 ... each 1/9



TANK FILLER
Brass. 2" diameter. With flange.
No. TA18/11 ... each 1/5



LUCAS No. 9 HANDLEBAR SWITCH
For motor-cycles. Ebony black finish.
No. SW28/208 ... each 3/6



KLAXON HORN SWITCH
Motor-cycle type. Black finish.
No. SW2/100 ... each 1/4



TANK FILLER
Plated. 2" diameter. With glass top
No. TA10/8 ... each 1/-



COMPRESSION TAP
With ball handle and cup top.
No. TA115/9 ... each 1/1



PETROL TAP
With collar for tank. 1/4" gas thread. For 1/2" pipe. Plated.
No. TA157/1008 ... per doz. 16/-



ROTHERHAM TWO-LEVEL PETROL TAP
Cork-seated, with 1/4" gas thread for 1/2" pipe. Nickel-plated.
No. TA179/200 ... each 3/-

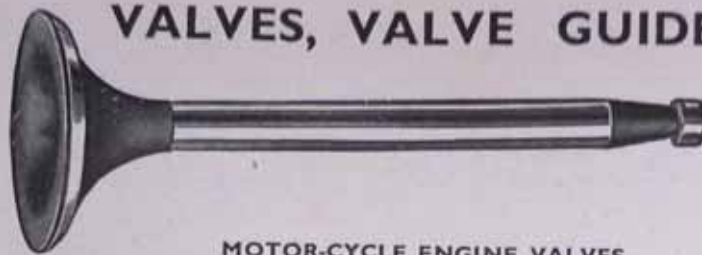


ROTHERHAM CORK-SEATED TAP
Motor-Cycle Model
Absolutely leakproof. Threaded both ends 1/4" gas. Includes one nut and nipple suitable for 1/2" pipe. Plated finish.
No. TA177/108 ... each 2/6



ROTHERHAM PETROL TAP
With collar for tank. 1/4" gas thread. 3/16" nipple.
No. TA163/9 ... each 1/1

VALVES, VALVE GUIDES



MOTOR-CYCLE ENGINE VALVES

Replacement Valves, made from the finest materials, and exact to original maker's specification. Stocked in a range as under, to suit the leading popular types of motor-cycles.

No.	To suit	Year	C.C.	S.V. or O.H.V.	each	No.	To suit	Year	C.C.	S.V. or O.H.V.	each
	A.J.S.						Matchless				
VA9/106	2 1/2 & 3 1/2	22/34	349 & 493	S.V.	2/3	VA81/108	3 1/2 D.5	32/34	498	S.V.	2/6
VA9/106	6/7 Twin	21/28	799	S.V.	2/3		New Imperial				
VA9/106	De Luxe Twin	29/32	996	S.V.	2/3	VA90/105	2 1/2	29/32	250	O.H.V.	2/2
VA12/107	2 1/2	25/32	349	O.H.V.	2/4	VA93/208	Norton	32/34	500	S.V.	4/-
VA14/107	3 1/2	26/32	498	O.H.V.	2/4		Norton				
VA16/108	R. 12, S. 12, 2 1/2	30/32	248	O.H.V.	2/6	VA184/107	"18" Inlet	23/33	490	O.H.V.	2/4
VA11/110	Twin	33/34	990	S.V.	2/8	VA185/107	"18" Exhaust	23/33	490	O.H.V.	2/4
	Ariel					VA184/107	"19" Inlet	29/32	588	O.H.V.	2/4
VA30/107	4 A.B., S.B., V.A.	26/34	550	S.V.	2/4	VA187/107	"19" Exhaust	29/32	588	O.H.V.	2/4
VA31/107	3 1/2, C.D.E.F.	26/32	497	O.H.V.	2/4	VA194/107	E.S. 2, C.S.1, C.S.	28/33	350 & 490	O.H.C.	2/4
VA32/200	Red Hunter 2 1/2	33/34	350	O.H.V.	3/-	VA97/205	2 1/2	32/34	348	O.H.C.	3/8
	B.S.A.					VA98/205	3 1/2	32/34	490	O.H.C.	3/8
VA33/208		34/35	149	O.H.V.	4/-	VA196/107	3 1/2 16H.	24/34	490	S.V.	2/4
VA42/107	2 1/2	24/31	249	S.V.	2/4		Triumph				
VA49/108	2 1/2	33/34	249	S.V.	2/6	VA103/105	P., N., N.L. 3 1/2	25/39	494	S.V.	2/2
VA44/107	2 1/2	25/32	349	O.H.V.	2/4	VA103/105	4 1/2 N.D., N.S.D.	29/31	549	S.V.	2/2
VA45/107	3 1/2	27/32	493	O.H.V.	2/4	VA259/107	3 1/2 C.N.	29/32	497	S.V.	2/4
VA46/108	Blue Star 3 1/2	32/34	499	O.H.V.	2/6	VA259/107	3 1/2 C.S.D.	29/33	549	S.V.	2/4
VA50/107	4 1/2	26/32	557	S.V.	2/4	VA105/107	2 1/2 C.O.	29/30	348	O.H.V.	2/4
VA48/107	8 Twin	29/32	986	S.V.	2/5	VA105/107	3 1/2 C.T.T., S.T.	29/31	497	O.H.V.	2/4
	J.A.P.					VA114/108	A. & N.D.	1933	549	S.V.	2/6
VA68/105	5/6 Twin	22/33	680	S.V.	2/2	VA115/108	"Silent Scout" B	32/33	493	O.H.V.	2/6
VA69/107	2 1/2 & 2 3/4	28/32	250 & 350	O.H.V.	2/4	VA116/202	2 Port Model 3/2 I	34/35	343	O.H.V.	3/2
VA70/109	3 1/2	30/32	500/600	O.H.V.	2/8	VA117/202	" " E	34/35	343	O.H.V.	3/2

VALVE CLANBRO GUIDES

"CLANBRO" VALVE GUIDES

Made in high-grade Cast Iron, true to original specification, in every way.

Ref. No.	To Suit	Year	Inlet or Exhaust	each
	A.J.S.			
G4/100	All S.V. Models	1921/31	—	1/3
G93/100	349 c.c. 498 c.c. O.H.V.	1929/31	In.	1/3
G175/100	2 1/2 h.p. 248 c.c. O.H.V.	1930/31	In.	1/3
	Ariel			
G9/100	500/550 c.c.	1926/31	In.	1/3
G10/100	"	1926/31	Ex.	1/3
G97/100	L.B. 2 1/2 h.p. 250 c.c. O.H.V.	1929/32	In.	1/3
G98/100	"	1929/32	Ex.	1/3
G132/100	250 c.c. S.V.	1929/30	—	1/3
	B.S.A.			
G11/100	2 1/2 h.p. 249 c.c. S.V.	1925/33	—	1/3
G13/100	2 1/2 h.p. 349 c.c. O.H.V.	1923/29	—	1/3
G14/100	" S.V.	1923/30	—	1/3
G15/100	3 1/2 h.p. 493 c.c. O.H.V.	1926/31	—	1/3
G128/100	Blue Star 349 c.c. O.H.V.	1930/33	In.	1/3
G173/100	"	1930/33	Ex.	1/3
G152/100	" 499 c.c. O.H.V.	1930/33	In.	1/3
G174/100	"	1930/33	Ex.	1/3

Ref. No.	To Suit	Year	Inlet or Exhaust	each
	Matchless			
G73/100	2 1/2 h.p. 347 c.c. S.V.	1920/32	—	1/3
G77/100	" 246 c.c. S.V.	1926/32	—	1/3
G85/100	3 1/2 h.p. 495 c.c. O.H.V.	1928/32	—	1/3
G85/100	2 1/2 h.p. 347 c.c. O.H.V.	1926/29	—	1/3
G130/100	Silver Arrow 397 c.c. Twin	1931/32 M3	—	1/3
	Norton			
G33/100	Big 4, 633 c.c. S.V.	1923-32	—	1/3
G34/100	Mod. 18, 490 c.c. O.H.V.	1926-30	—	1/3
G36/100	E.S.2, 490 c.c. 588 c.c. O.H.V., O.H.C.	1928/33	—	1/3
	Triumph			
G44/100	4 h.p. 550 c.c. S.V.	1920/26	—	1/3
G63/100	W.W.S. 277 c.c. S.V.	1927/30	—	1/3
G183/100	2 1/2 h.p. 249 c.c. O.H.V.	1931/33	—	1/3
G195/100	2 1/2 h.p. 343 c.c. O.H.V.	1932/33	Ex.	1/3

Note.—Valves required for Motor-Cycles other than above can be supplied at short notice on receipt of particulars or pattern.

I denotes Inlet. E denotes Exhaust.

Ref. No.	To Suit	Year	Inlet or Exhaust	each
	Matchless			
G73/100	2 1/2 h.p. 347 c.c. S.V.	1920/32	—	1/3
G77/100	" 246 c.c. S.V.	1926/32	—	1/3
G85/100	3 1/2 h.p. 495 c.c. O.H.V.	1928/32	—	1/3
G85/100	2 1/2 h.p. 347 c.c. O.H.V.	1926/29	—	1/3
G130/100	Silver Arrow 397 c.c. Twin	1931/32 M3	—	1/3
	Norton			
G33/100	Big 4, 633 c.c. S.V.	1923-32	—	1/3
G34/100	Mod. 18, 490 c.c. O.H.V.	1926-30	—	1/3
G36/100	E.S.2, 490 c.c. 588 c.c. O.H.V., O.H.C.	1928/33	—	1/3
	Triumph			
G44/100	4 h.p. 550 c.c. S.V.	1920/26	—	1/3
G63/100	W.W.S. 277 c.c. S.V.	1927/30	—	1/3
G183/100	2 1/2 h.p. 249 c.c. O.H.V.	1931/33	—	1/3
G195/100	2 1/2 h.p. 343 c.c. O.H.V.	1932/33	Ex.	1/3

Note.—Guides to suit practically any Motor-Cycle can be promptly supplied on receipt of requirements.

HOBDAV
BROTHERS LTD
THE "QUICK DELIVERY" FACTORY
SWITCHES



LUCAS
"TELL-TALE" SWITCH
No. SDW13

This switch shows a warning light as long as either signalling arm is raised, thus reminding the driver to switch off. Oblivates unintentional but annoying "after-signals" and therefore saves current wastage. Easily and quickly fitted, complete with length of cable and wiring instructions.

No.
SW35/304 6 volt ... each 4/6
SW36/304 12 4/6



DIRECTION INDICATOR SWITCH

Black bakelite, 1 1/2" diameter. Suitable for dashboard fitting, and used in conjunction with traffic indicator.

No.
SW23/111 each 2/6



"STADIUM"
TIME SWITCH

Switches off automatically after ten seconds, eliminating the possibility of short circuits, burnt-out bulbs, and danger of incorrect signals. Fits to steering column or dash. Complete with fittings.

No.
SW27/905 each 12/6



LUCAS BATTERY SAFETY SWITCH

The switch is connected between the negative battery terminal and the chassis, so that the battery can be isolated from all the electrical equipment. Further, its use renders the car more thief-proof. Should not be used with insulated return equipment, being designed for earth return only.

No.
SW31/309 each 5/-



LUCAS
SPECIAL SWITCH No. SZ70

Specially designed for use in "Silence Zones". Push button on top for signalling, and "on" and "off" switch for normal use. Fitted with clip for steering column, up to 1 1/2" diam.

No.
SW40/508 each 7/6



LIGHTING SWITCH

All bakelite, including dolly. Diameter, 1 1/2". Height to top of cover, 3/4". Brown.

No.
SW15/6 each 9d.
SW15/500 per doz. 7/6



TUMBLER SWITCH

White porcelain base, 2" diam. Polished brass dolly and cover. Height to top of cover, 1". For dash. Carries 3 amps.

No.
SW30/9 each 1/-
SW30/809 doz. 11/8



LUCAS

SPECIAL SWITCH No. SZ70

Specially designed for use in "Silence Zones". Push button on top for signalling, and "on" and "off" switch for normal use. Fitted with clip for steering column, up to 1 1/2" diam.

No.
SW40/508 each 7/6



LIGHTING SWITCH

Surface type, with black insulating material base. The Cover and Dolly are chromium-plated. Diameter of base, 1 1/2".

No.
SW14/8 each 1/-
SW14/706 doz. 11/3



FOOT DIMMER SWITCH

A neat switch for fitting to footboard of car. The body is cast alloy and is provided with screw terminals. Foot plunger with strong spring.

No.
SW20/206 each 3/9
SW20/2700 per doz. 40/-



HO687



HO689

"KLAXON" HORN SWITCHES

No. Type
HO687/100 Steering wheel ... each 1/6
HO689/100 Screw plate ... 1/6



LUCAS FOOT BRAKE SWITCH
No. 39C

For use in conjunction with brake pedal and rear stop lamp.

No.
SW37/110 1/2 each 2/6



LUCAS REVERSING LIGHT SWITCH
No. 9RW

For Reversing and Tail Lamps RT44N and 38R/A.

No.
SW38/110 1/2 each 2/6



STOP LAMP SWITCH

Known as a mousetrap switch, and designed for use with stop lamps, operating in conjunction with foot-brake pedal. Malleable cast body, fitted with terminals and copper-plated actuating spring.

No.
SW19/106 each 2/-



PLUG AND SOCKET

Ebonite. For screwing to dash, etc.

No.
SW80/500 doz. 7/6

HOBBDAY
BROTHERS LTD
THE "GIVEN" FACTORY
TAPS



ROTHERHAM DRAIN TAP
Brass, with collar. $\frac{1}{4}$ " gas thread.
No. TA205/704 ... per doz. 11/-



ROTHERHAM DRAIN TAP
For Morris Cars. $\frac{1}{4}$ " gas thread.
No. TA204/810 ... per doz. 13/3




ROTHERHAM PETROL TAP
With collar for tank. $\frac{1}{4}$ " gas thread. $\frac{3}{8}$ " nipple.
No. TA163/805 ... per doz. 12/8



PETROL TAP
With collar for tank. $\frac{1}{4}$ " gas thread. For $\frac{1}{2}$ " pipe. Plated.
No. TA157/1008 ... per doz. 16/-



ROTHERHAM "SNAPSHOT" PETROL TAP
Leakage definitely impossible. Metal diaphragm action. Thread for tank, $\frac{1}{4}$ " gas. Nipple size $\frac{1}{4}$ ".
No. TA206/108 ... each 2/6



ROTHERHAM PETROL TAPS


With double unions and $\frac{5}{8}$ " nipples. Solid brass.
No. TA151/1003 ... per doz. 15/4
Large size, with double unions and $\frac{3}{8}$ " nipples.
No. TA154/1210 ... per doz. 19/3



"EVERTITE" PETROL TAP
Patent cork-seated and adjustable. To open, pull knob, to close, push knob. To adjust, remove hexagon lock nut and with a small screwdriver turn the adjusting spindle for half or full turn, replace lock nut and tighten up securely.
No. Nickel-plated.
TA220/103 $\frac{1}{4}$ " gas x $\frac{1}{4}$ " gas each 1/10
TA221/103 $\frac{1}{4}$ " gas x $\frac{3}{8}$ " gas .. 1/10



ROTHERHAM "SNAPSHOT" PETROL TAP
Metal diaphragm action, with control set at an angle. Thread for Tank $\frac{1}{4}$ " Gas
No. TA207/110 $\frac{3}{8}$ " nipple each 2/9
Thread for Tank $\frac{1}{4}$ " Gas
No. TA208/303 $\frac{1}{2}$ " Nipple each 4/4



ROTHERHAM TWO-LEVEL CORK-SEATED TAP
Car Model

Brass, $\frac{1}{4}$ " gas. Complete with nut and nipple for $\frac{3}{8}$ " pipe.
No. TA178/201 ... each 3/-



"CONCENTRIC" CORK-LINED PETROL TAP
Wear is automatically taken up. Every tap tested under petrol at 30 lb. per square inch.
No. TA184/104 $\frac{1}{4}$ " gas for $\frac{1}{2}$ " pipe each 2/-
TA185/104 $\frac{3}{8}$ " " " " .. 2/-
TA188/108 $\frac{1}{2}$ " " " " .. 2/6



"CONCENTRIC" CORK-LINED PETROL TAP AND FILTER
Similar to above, but provided with a filter.

No. TA190/200 $\frac{1}{4}$ " gas for $\frac{1}{2}$ " pipe ... each 3/-
TA191/200 $\frac{3}{8}$ " " " " .. 3/-
TA192/208 $\frac{1}{2}$ " " " " .. 4/-

SPARKING PLUGS—continued



"A.C." MODEL D8 PLUG
Metric thread. For Commercial use. Fitted with heavy duty electrodes. $\frac{1}{4}$ in. reach.
No.
SP420/206 ... each 4/6
SP420/203 (3 doz. rate)
SP420/202 (6 " ")
SP420/200 (12 " ")



"A.C." Model 575 PLUG
 $\frac{1}{2}$ in. thread. For Ford cars A and B types.
No.
SP425/209 ... each 5/-
SP425/205 (3 doz. rate)
SP425/204 (6 " ")



BOSCH DM45/1 PLUG
For low compression engines. Extended insulation gives longer reach. Thread length, 12 m/m. No. Barrel length 12 m/m.
SP280/206 ... each 4/6



BOSCH DZ45/1 PLUG
For low compression engines. $\frac{1}{2}$ in. American thread.
No.
SP284/206 ... each 4/6



BOSCH DM225/1 PLUG
For Sports Cars, O.H.V. Motorcycles, etc. Thread length, 12 m/m. Barrel length, 12 m/m.
No.
SP288/209 ... each 5/-



BOSCH DZ10/19 PLUG
Suitable for early model Fords, Overlands, etc. $\frac{1}{2}$ in. taper thread.
No.
SP286/206 ... each 4/6



BOSCH DM95/1 PLUG
Standard plug for average compression engines.
No.
SP289/206 ... each 4/6



BOSCH W145/1 PLUG
14 m/m. thread, 12.5 m/m. reach. For engines of average compression.
No.
SP291/209 ... each 5/-



BOSCH DM145/1 PLUG
For medium compression engines (standard equipment on Crossley Ten). Thread length, 12 m/m. Barrel length 12 m/m.
No.
SP290/206 ... each 4/6



BOSCH DZ20/18 PLUG
 $\frac{1}{2}$ in. taper gas thread
No.
SP285/206 ... each 4/6

BOSCH QUANTITY RATES

Bosch Plugs can be supplied assorted if desired at the following quantity rates.

3 doz. rate /203	} All plugs listed at 4/6
6 " " /202	
12 " " /200	
3 doz. rate /206	} All Plugs listed at 5/-
6 " " /205	
12 " " /203	

LARGE STOCKS CARRIED AT ALL DEPOTS.

WE STOCK "A.C." OIL FILTERS

For details and Prices See page 160

SPARKING PLUGS—continued



MODEL "B11"

A general all-purpose plug for most British Cars. Single point. Specially recommended for all Morris Standard reach 18 m/m. No.
 SP402/300 ... each 5/-
 SP402/209 (3 doz. rate)
 SP402/207 (6 doz. rate)



MODEL "B7"

For Hillman, All Humber, and Singer tapped 18 m/m. No.
 SP493/300 ... each 5/-
 SP493/209 (3 doz. rate)



MODEL "B5"

Metric Sports for Cars. 1/2 in. reach. Detachable. No.
 SP499/300 ... each 5/-
 SP499/209 (3 doz. rate)
 SP499/207 (6 doz. rate)



MODEL "G2 1/2"

Standard Metric. Withstands great heat. Recommended for Super Sports work. 1/2 in. reach. No.
 SP500/300 ... each 5/-
 SP500/209 (3 doz. rate)
 SP500/207 (6 doz. rate)



MODEL "G8"

Standard Metric. Factory Equipment on Bedford Trucks to 1934 No. inclusive. 1/2 in. reach.
 SP427/300 ... each 5/-
 SP427/209 (3 doz. rate)
 SP427/207 (6 doz. rate)



MODEL "K7"

Factory equipment on all Vauxhall Light Six 12 and 14 h.p. cars, also Bedford Vans 8 cwt. and 1936 Pontiac. No.
 SP489/300 ... each 5/-
 SP489/209 (3 doz. rate)
 SP489/207 (6 doz. rate)



MODEL "K9"

Factory equipment on all Vauxhall Big Six 20 and 27 h.p., also Bedford Trucks from 1935. 3/4 in. reach. No.
 SP484/300 ... each 5/-
 SP484/209 (3 doz. rate)
 SP484/207 (6 doz. rate)



MODEL "331"

Standard Metric. Long reach detachable. No.
 SP461/300 ... each 5/-
 SP461/209 (3 doz. rate)
 SP461/207 (6 doz. rate)



MODEL "KD5"

14 m/m. For Sports engines 3/4 in reach. Detachable. No.
 SP497/300 ... each 5/-
 SP497/209 (3 doz. rate)
 SP497/207 (6 doz. rate)

NOTE
 Quantity Rates apply only to A.C. Plugs, and taken in one delivery. Assorted Models if desired.

MODEL "KD7"

14 m.m. General all-purpose plug. 3/4 in. reach. Detachable. No.
 SP491/300 ... each 5/-
 SP491/209 (3 doz. rate)
 SP491/207 (6 doz. rate)



SPARKING PLUGS—continued



"K.L.G." Type L.K.1 PLUG
14 m/m. diameter thread, short (10 m/m.) reach, two-piece detachable model.
No. SP532/400 ... each 6/-
SP532/307 (4 doz. rate)

"K.L.G." Type L.K.2 PLUG
As above model but long reach.
No. SP534/400 ... each 6/-
SP534/307 (4 doz. rate)

"K.L.G." Type P.L.K.1 PLUG
Similar to above, but fitted with a platinum point. 14 m/m. thread
No. 10 m/m. reach.
SP535/404 ... each 6/6
SP535/311 (4 doz. rate)



"K.L.G." Type 583 PLUG
Metric thread, 1/4 in. reach, three-piece detachable model. This plug has a copper electrode with a nickel firing point and is eminently suitable for SUPER sports engines as it will withstand a high degree of internal gas heat. Fitted with No. single earth point.
No. SP537/508 ... each 8/6
SP537/501 (4 doz. rate)



"K.L.G." Type L.K.S.5 PLUG
14 m/m. diameter thread, short (10 m/m.) reach, two-piece detachable model for sports cars and sports motor cycle engines where "small" plugs are required. Fitted with radiator cooling fins.
No. SP533/500 ... each 7/6
SP533/406 (4 doz. rate)



"K.L.G." Type K.M.1 PLUG
This plug is the same as the K.1, but is fitted with a porcelain sleeve over the mica insulation to protect the latter from spray and damp encountered in marine engines.
No. SP545/400 ... each 6/-
SP545/307 (4 doz. rate)



"K.L.G." Type L.583 PLUG
14 m/m. thread, short reach detachable. Recommended for majority of super sports cars and motor cycles.
No. SP536/508 ... each 8/6
SP536/501 (4 doz. rate)



"K.L.G." Type K.S.S.1 PLUG
Metric thread, 1/4 in. reach, two-piece detachable model. Sports type of plug with an even greater resistance to heat than type K.S.5. Fitted with one or three No. earth points.
No. SP540/500 ... each 7/6
SP540/406 (4 doz. rate)



"K.L.G." Type 831 PLUG
14 m/m. diameter thread, short (10 m/m.) reach, two-piece detachable model, two earth points. This model was designed for all 1935 Standards with the exception of the "Sixteen" and "Twenty."
No. SP541/400 ... each 6/-
SP541/307 (4 doz. rate)



"K.L.G." Type S.1 PLUG
A sports type plug with 18 m/m. thread which is intended to be a cheaper alternative to the K.S.5 and K.S.S.1 type plugs.
No. SP546/400 ... each 6/-
SP546/307 (4 doz. rate)

Special prices for Gross Lots in one delivery of one type or assorted types

HOBDAV
BROTHERS LTD
THE "QUICK SERVICE" FACTORY

SPARKING PLUGS—continued



"K.L.G." Type 777 PLUG
Metric thread, $\frac{1}{2}$ in. reach, three-piece detachable model of a more simple design than the 6/- type K.1. Fitted with one or three earth points.
No.
SP542/304 each 5/-
SP542/300 (4 doz. rate)



"K.L.G." Type 777-L.R. PLUG
Metric thread, $\frac{3}{4}$ in. reach, three-piece detachable model—the long reach equivalent of type 777. Fitted with one or three earth points.
No.
SP543/304 each 5/-
SP543/300 (4 doz. rate)



"K.L.G." Type K.1. PLUG
Metric thread, $\frac{1}{2}$ in. reach, two-piece detachable model recommended for the majority of car and motor cycle engines. Fitted with one or three earth points, as No. preferred.
No.
SP525/400 each 6/-
SP525/307 (4 doz. rate)



"K.L.G." Type K.2. PLUG
Metric thread, $\frac{3}{4}$ in. reach, two-piece detachable model. This plug is the long reach equivalent of the K.1. Fitted with one or three earth points as preferred.
No.
SP526/400 each 6/-
SP526/307 (4 doz. rate)

"K.L.G." Type L.777 PLUG
14 m/m. thread, meeting the requirements of a large number of modern cars. Fitted with one or three points.
No.
SP544/304 each 5/-
SP544/300 (4 doz. rate)

"K.L.G." Type K.1—P. PLUG
Identical as above, but fitted with platinum point.
No.
SP522/404 each 6/6
SP522/311 (4 doz. rate)



"K.L.G." Type K.A.3 PLUG
American thread, $\frac{1}{2}$ in. reach, two-piece detachable plug specifically designed for engines with A.L.A.M. threaded plug holes. Fitted with one or three earth points.
No.
SP527/400 each 6/-
SP527/307 (4 doz. rate)



"K.L.G." Type 669T PLUG
Metric thread, $\frac{1}{2}$ in. reach, two-piece detachable model, specially designed for heavy duty work in the modern high efficiency commercial vehicle engine. Fitted No. with three earth points
No.
SP538/304 each 5/-
SP538/300 (4 doz. rate)



"K.L.G." Type 843 PLUG
18 m/m. diameter thread, two-piece detachable model as fitted on every 1935 Standard "Sixteen" and "Twenty".
No.
SP539/400 each 6/-
SP539/307 (4 doz. rate)



"K.L.G." Type K.S.5. PLUG
Metric thread, $\frac{1}{2}$ in. reach, two-piece detachable model fitted with radiator cooling fins intended for high efficiency and sports car and motor-cycle engines.
No.
SP529/500 each 7/6
SP529/406 (4 doz. rate)

SPARKING PLUGS—continued

LODGE
THE BEST PLUG IN THE WORLD

AMERICAN AND COMMERCIAL MODELS

***Important**
The quantity rates shown apply only to Lodge Plugs, and taken in one delivery. Assorted Models if required. The 12 dozen rate can only be supplied to garages with the approval of Messrs. Lodge Plugs Ltd., whose permission to supply we have to obtain



LODGE "CT" PLUG
7/8 in. American. For the majority of American cars taking 7/8 in. thread.
No.
SP217/208 ... each 4/-
SP217/204 (4 doz. rate)
*SP217/202 (12 doz. rate)



LODGE "CHS" PLUG
Metric. For American engines taking metric size plugs.
No.
SP237/208 ... each 4/-
SP237/204 (4 doz. rate)
*SP237/202 (12 doz. rate)



LODGE "SB" PLUG
7/8 in. American. For Ford model A, Dodge and Chevrolet up to 1929, and other American engines (tractors, marine, stationary, No. etc.).
No.
SP223/208 ... each 4/-
SP223/204 (4 doz. rate)
*SP223/202 (12 doz. rate)



LODGE "TB" PLUG
7/8 in. American, long reach, small hexagon. For Buick up to 1928 and some other American engines.
No.
SP210/208 ... each 4/-
SP210/204 (4 doz. rate)
*SP210/202 (12 doz. rate)



LODGE "CV" PLUG
Metric. Special plug for heavy duty commercial motors.
No.
SP221/304 ... each 5/-
SP221/300 (4 doz. rate)
SP221/209 (12 doz. rate)



LODGE "CH3" PLUG
Metric. Medium long reach. For the Crossley 10, M.G. 6, Singer 6, and other engines requiring 7/8 in. reach.
No.
SP239/304 ... each 5/-
SP239/300 (4 doz. rate)
*SP239/209 (12 doz. rate)



LODGE "HDT" PLUG
7/8 in. American thread, single point, all mica insulation. Recommended for the Ford V8 and for high efficiency engines taking 7/8 in. American thread plugs.
No.
SP241/304 ... each 5/-
SP241/300 (4 doz. rate)
*SP241/209 (12 doz. rate)



LODGE "CVL" PLUG
Metric. Similar to CV but with long reach 1 in.
No.
SP225/304 ... each 5/-
SP225/300 (4 doz. rate)
*SP225/209 (12 doz. rate)



LODGE "CVT" PLUG
7/8 in. American. Similar to CV but with 7/8 in. thread.
No.
SP235/304 ... each 5/-
SP235/300 (4 doz. rate)
*SP235/209 (12 doz. rate)

LODGE "CVH" PLUG
A similar plug to Model CV but recommended for exceptionally hot running engines.
No.
SP227/400 ... each 6/-
SP227/307 (4 doz. rate)
*SP227/304 (12 doz. rate)



LODGE HEATER PLUGS

For starting Compression Ignition Engines. Made in Single and Double Pole types. When using Double Pole type, a Resistance Indicator is required. The illustration shows the Type SD18 Model.

SINGLE POLE TYPES

No.	Type	...	each	8/6
SP243/610	Type SD18	...	each	8/6
SP243/604	(4 doz. rate)			
SP247/610	Type DS2/18	...	"	8/6
SP247/604	(4 doz. rate)			

DOUBLE POLE TYPES

No.	Type	...	each	14/6
SP244/1107	Type DD2/30	...	each	14/6
SP244/1009	(4 doz. rate)			
SP245/1107	Type DE2/30	...	"	14/6
SP245/1009	(4 doz. rate)			

RESISTANCE INDICATORS

For use with Double Pole Heater Plugs.

No.	Type	...	each	7/6
SP249/600	Type R6/30	...	each	7/6
SP249/507	(4 doz. rate)			
SP250/600	Type R4/30	...	each	7/6
SP250/507	(4 doz. rate)			

SPARKING PLUGS—continued

LODGE

THE BEST PLUG IN THE WORLD



LODGE "C3" PLUG
Metric. The standard sparking plug for the majority of British cars and motor cycles.
No.
SP200/304 ... each 5/-
SP200/300 (4 doz. rate)
*SP200/209 (12 doz. rate)

LODGE "C14" PLUG
14 m/m. size, recommended for use on many new cars.
No.
SP201/304 ... each 5/-
SP201/300 (4 doz. rate)
*SP201/209 (12 doz. rate)



LODGE "H45" PLUG
Metric. A super sports plug, having a special form of spark gap and recommended for high-speed touring cars and dirt-track racing machines.
No.
SP196/500 ... each 7/6
SP196/406 (4 doz. rate)
SP196/402 (12 doz. rate)

LODGE "H53" PLUG
14 m/m. thread super sports. This plug is the 14 m/m. equivalent for super sports engine.
No.
SP197/500 ... each 7/6
SP197/406 (4 doz. rate)



LODGE RADIO SCREENED PLUGS
Designed to prevent the ignition circuit causing interference with the radio receiver in the car. Insulated with mica, and suitable for all types of motor cars and coaches. Completely metal enclosed.
Type S.R.1. (18 m/m. thread)
No.
SP228/608 ... each 10/-
SP228/600 (4 doz. rate)
*SP228/506 (12 doz. rate)
Type S.R.14. (14 m/m. thread)
No.
SP229/608 ... each 10/-
SP229/600 (4 doz. rate)
*SP229/506 (12 doz. rate)



LODGE "S14" PLUG
14 m/m. thread. The Lodge 14 m/m. plug for normal touring engines taking this size thread.
No.
SP199/304 ... each 5/-
SP199/300 (4 doz. rate)
*SP199/209 (12 doz. rate)



LODGE "HD14" PLUG
14 m/m. thread, three-point. Recommended for sports engines No. taking this size thread.
No.
SP215/400 ... each 6/-
SP215/307 (4 doz. rate)
*SP215/304 (12 doz. rate)

METRIC MODELS



LODGE "TS3" PLUG
Metric. Similar to the standard plug C3 but with single point.
No.
SP208/304 ... each 5/-
SP208/300 (4 doz. rate)
*SP208/209 (12 doz. rate)



LODGE "H.D." PLUG
Metric. For the majority of sports and high efficiency cars.
No.
SP213/400 ... each 6/-
SP213/307 (4 doz. rate)
*SP213/304 (12 doz. rate)



LODGE "CB3" PLUG
Metric. Long reach. For Armstrong-Siddeley, Morris (Oxford and Cowley) engines, and light trucks requiring long reach plugs.
No.
SP238/304 ... each 5/-
SP238/300 (4 doz. rate)
*SP238/209 (12 doz. rate)



LODGE "CB14" PLUG
14 m/m. Long reach 1/4 in. For 1936 Daimler, Lanchester and B.S.A. cars.
No.
SP233/304 ... each 5/-
SP233/300 (4 doz. rate)
*SP233/209 (12 doz. rate)

***IMPORTANT**

The quantity Rates shown above, apply only to Lodge Plugs, and taken in one delivery. Assorted models if required. The 12 dozen rate can only be supplied to Garages with the approval of Messrs. Lodge Plugs Ltd., whose permission to supply we have to obtain.

HOBBDAY
BROTHERS LTD
THE TORONTO MANUFACTURING CO.
SPARKING PLUGS—continued
CHAMPION COMMERCIAL VEHICLE PLUGS



CHAMPION No. 3 COM. PLUG
1/2 in. Thread, 3/8 in. Hexagon. For American motors of normal compression.
No. SP377/303 ... each 5/-



CHAMPION No. 5 COM. PLUG
18 m/m., 1 in. Hexagon. Short body. Extra heavy service.
No. SP378/303 ... each 5/-



CHAMPION No. 6 COM. PLUG
18 m/m., 1 in. Hexagon. Short body. Heavy service.
No. SP379/303 ... each 5/-



CHAMPION No. 7 COM. PLUG
18 m/m., 1 in. Hexagon. Long body. Heavy service.
No. SP380/303 ... each 5/-



CHAMPION No. 6M PLUG
(Formerly No. 18)
18 m/m. Short body with special terminal for Bedford Trucks.
No. SP354/303 ... each 5/-



CHAMPION No. 8 COM. PLUG
18 m/m., 1 in. Hexagon Standard.
No. SP381/303 ... each 5/-



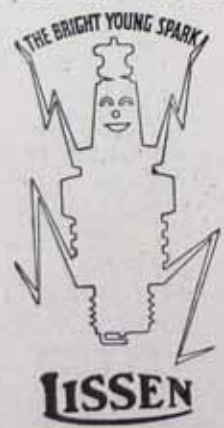
CHAMPION No. 9 COM. PLUG
18 m/m., 1 in. Hexagon. Long reach. Long body.
No. SP382/303 ... each 5/-



CHAMPION No. 10 COMMERCIAL PLUG
For heavy transport service.
No. SP353/303 ... each 5/-



LISSEN TYPE S.2 PLUG
Standard Metric. Long reach for cars as recommended.
No. SP341/303 ... each 5/-



LISSEN QUANTITY RATES
For plugs of a type or assorted
2 doz. rate /300 } All plugs
6 doz. rate /210 } listed at 5/-



LISSEN Type H.1. PLUG
Suitable for all side valve touring O.H.V. and Motor cycle engines. Also recommended for certain Sports cars.
No. SP342/303 ... each 5/-



LISSEN Type CM1 PLUG
For heavy duty commercial vehicle engines. Standard reach.
No. SP339/303 ... each 5/-

SPARKING PLUGS—continued



CHAMPION XC PLUG

Suitable for 1935 Ford 8 and 10 h.p. cars. 14 m/m. thread.
No. SP299/207 each 4/-



CHAMPION C4X PLUG

Suitable for 14.9 h.p., 24 h.p., A4, B4, 18 and early V.8 Ford cars.
No. SP359/303 each 5/-



CHAMPION XY PLUG

Suitable for Ford 8 h.p. cars prior to 1935. 18 m/m. thread.
No. SP297/207 each 4/-



CHAMPION A25 PLUG

1/2" taper thread for Model T Ford and Fordson. 1/2" gas.
No. SP306/207 each 4/-



CHAMPION XV8 PLUG

Suitable for Ford V.8 1935.
No. SP298/303 each 5/-



CHAMPION B3 PLUG

One-piece Motor-cycle. Average compression engine.
No. SP316/311 each 6/-

CHAMPION PLUGS FOR FORD

The special Ford types shown on this page are distinctly cartoned in Blue and Red, and are subject to special quantity rates as under.

MODELS XC & XY

Nos.					
SP297/205	} 2 1/2 doz. rate	4	"	" each 4/-
& 204		12	"	"	
SP299/201					

MODELS XV.8 & C4X

Nos.					
SP298/300	} 2 1/2 doz. rate	4	"	" each 5/-
& 210 1/2		12	"	"	
SP359/207 1/2					

FORD MAIN DEALERS

The above plugs can be supplied at special rates as under.

No.					
SP297-9/201	(100 lot rate)	each 4/-
SP298/359/206	(" ")	" 5/-

CHAMPION PLUG QUANTITY RATES

Champion Plugs other than specified above are subject to the following quantity rates. Quantities may embody mixed types in one order.

Ford Type A25					
2 1/2 doz. rate	205	} 4/- each
4 " "	204	
12 " "	200	
All other types at prices as under.					
2 1/2 doz. rate	300	} All Plugs listed at 5/- each
4 " "	210 1/2	
12 " "	207 1/2	
2 1/2 doz. rate	307	} All Plugs listed at 6/- each
4 " "	305	
12 " "	302	



CHAMPION B2 PLUG

One-piece type for Sports cars and Motor-cycles as recommended 18 m/m. thread.
No. SP366/311 each 6/-



CHAMPION No. 15 PLUG

Small Hexagon for Daimler, Buick, etc.
No. SP317/303 each 5/-

SPARKING PLUGS



CHAMPION No. 7 PLUG
For Austin, Morris to 1935 (except Ten-Six), Hillman Minx to 1935, and majority of other touring cars No. taking 18 m/m. plugs.
SP331/303 ... each 5/-



CHAMPION J.8 PLUG
14 m/m. $\frac{3}{8}$ " reach. Suitable for B.S.A. 10 h.p. 3 wheeler, Citroen 10 h.p. Daimler 15 h.p. Morris 8 h.p. 1935. Morris Ten Six, etc.
No. SP367/303 ... each 5/-



CHAMPION J.9 1/2 PLUG
14 m/m. $\frac{3}{8}$ " reach. For Sports and No. high efficiency engines.
SP309/311 ... each 6/-



CHAMPION L.10 PLUG
14 m/m. $\frac{3}{8}$ " reach. Suitable for Singer, Standard Wolseley 9 and 10 h.p., M.G. and standard equipment on 1936 Morris.
No. SP311/303 ... each 5/-



CHAMPION L.9 PLUG
14 m/m. $\frac{3}{8}$ " reach. For engines of average compression.
No. SP312/303 ... each 5/-



CHAMPION R.3 PLUG
No. Sports type. Metric.
SP351/311 ... each 6/-

CHAMPION No. 17 PLUG
18 m/m. thread. For high efficiency Touring engines. Standard equipment in Talbot 65 and 75. etc.
SP357/311 ... each 6/-



CHAMPION No. 9 PLUG
Metric. Long reach. For Morris. All models prior to 1934, Armstrong-Siddeley early models, etc.
No. SP313/303 ... each 5/-



CHAMPION No. 13 PLUG
Short body for Touring and some Sports engines as recommended.
No. SP319/303 ... each 5/-



CHAMPION C4 PLUG
 $\frac{7}{8}$ " American thread. Projected core $1\frac{1}{2}$ " hexagon. Suits many American cars of average compression.
No. SP349/303 ... each 5/-



CHAMPION No. 16 PLUG
For fast Touring and Sports cars as recommended. Standard equipment in Talbot 95 and 105, and Wolseley 14 h.p.
No. SP365/311 ... each 6/-

CHAMPION C1 PLUG
 $\frac{7}{8}$ " American thread with small hexagon $\frac{11}{16}$ ".
No. SP350/303 ... each 5/-

HOB DAY
BROTHERS LTD
THE "QUICK SERVICE" FACTORY

HORNS



LUCAS
N3HF722
TWIN BLENDED
TONE MODELS

LUCAS BLENDED TONE TWIN H.F. HORNS

These horns are matched to form blended pairs. The two-note combination gives a warning signal which is particularly distinctive and at the same time harmonious.

No.	"New Alto-de-Luxe" No. HF728	6 volt	per pair	£	0	0
HO331/7500	Black and chromium	6 volt	per pair	£	0	0
HO332/7500	" " " "	12 " "	" "	£	0	0
HO333/8206	All chromium plated	6 " "	" "	£	10	0
HO334/8206	" " " "	12 " "	" "	£	10	0
No.	"New Alto" No. HF722	6 volt	per pair	£	10	0
HO326/5206	Black and chromium	6 volt	per pair	£	10	0
HO327/5206	" " " "	12 " "	" "	£	10	0
No.	"Altette" No. HF934	6 volt	per pair	£	10	0
HO335/3706	Black and chromium	6 volt	per pair	£	10	0
HO336/3706	" " " "	12 " "	" "	£	10	0



LUCAS
N3HF726

LUCAS "ALTO DE LUXE" HIGH FREQUENCY HORN. No. HF728

Meets the requirements of the discriminating motorist. The note of these horns is particularly musical, and remains unimpaired over a wide range of voltage. Complete with 9 ft. of cable and horn push.

No.	Ebony Black and Chromium	6 volt	each	50/-
HO354A/3706	6 volt	...	each	50/-
HO354B/3706	12 " "	...	"	50/-
No.	All Chromium	6 volt	each	55/-
HO337/4103	6 volt	...	each	55/-
HO338/4103	12 " "	...	"	55/-



LUCAS
N2HF934

LUCAS "ALTETTE" ELECTRIC HORN No. HF934

For Radiator Tie-bar fitting. Chromium-plated rim, with a centre of special black crystalline finish. Complete with 9 ft. of cable and horn push.

HO339/1809	6 volt	each	25/-
HO340/1809	12 " "	"	25/-

LUCAS "NEW ALTO" ELECTRIC HORN No. HF722

For Radiator Tie-bar fitting. This horn is identical to the twin horns above, but supplied singly. Black and chromium finish.

HO324/2603	6 volt	35/-
HO325/2603	12 " "	35/- each

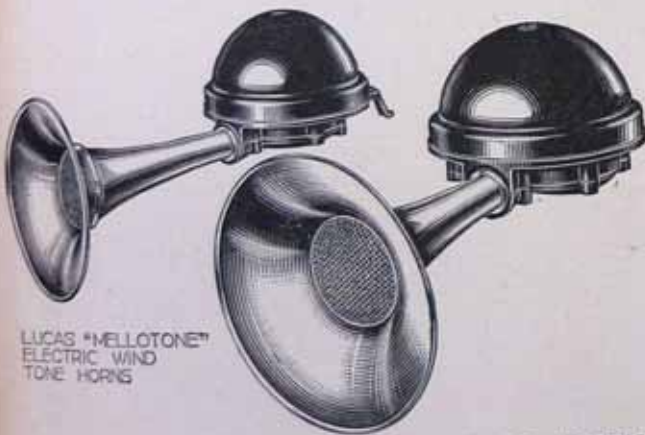


LUCAS
ALTO HORN
N2 HF43

LUCAS "ALTO DE LUXE" ELECTRIC HORN. No. HF43

Model De Luxe, for mounting in front of radiator. Complete with horn push. Ebony black finish.

HO341/4500	6 volt	each	60/-
HO342/4500	12 " "	"	60/-



LUCAS "MELLOTONE"
ELECTRIC WIND
TONE HORNS

LUCAS "MELLOTONE" WIND-TONE HORNS Type WT11

An entirely new type of horn in which the note is produced by the vibration of the air-column in the trumpet, as in an orchestral instrument. "Mellotone" Wind-Tone Horns give a very clear, mellow and distinctive sound, and are supplied in specially matched pairs tuned to a major third and sounded simultaneously. A very attractive feature is their alternative signal, either a rich resonant note for the open road, or a quieter yet still insistent sound for town driving. The set includes pair of "Mellotone" Horns with brackets, relay unit, 2-way rocking switch wired with 3-core cable, and all necessary cables. Horns chromium-plated finish.

No. HO355/7809	complete set	£	5	0
----------------	--------------	---	---	---



LUCAS-SPARTAN
N2 M11

LUCAS-SPARTAN ELECTRIC HORN No. M11

Motor-driven, with a particularly penetrating note. Fitted with swivel bracket, as illustrated. Finished ebony black, and complete with horn push.

No. HO432/1610	each	22/6
----------------	------	------

FOR HORN SWITCHES
See under "Switches"

CLOCKS



SMITH'S NEW ELECTRIC CLOCK

This model requires no winding, deriving its energy from the battery. It has been specially designed for use on popular cars, and is a thoroughly reliable instrument. Flush fitting 52 m/m. diameter.

No.					
CL70/3111	6 volt	each	42/6
CL71/3111	12 "	"	42/6



SMITH'S DASHBOARD CLOCK

A new non-flush design for fitting on to the dashboard without cutting a hole. It can also be fitted to a fairly narrow rail and makes a satisfactory roof clock for small cars. Fully jewelled 8-day movement. Standard finish; black dial and chromium bezel. Overall diameter 2 1/8".

No.					
CL77/2603	each	35/-



SMITH'S MIRROR CLOCK

A neat and unique combination. The watch case houses a concealed electric bulb, which efficiently illuminates the watch figures at night. The mirror is designed to eliminate glare. The watch has an 8-day movement, and is equipped with white figures and hands.

No.					
CL72/3402	6 volt	each	45/6
CL73/3402	12 "	"	45/6



SMITH'S "CRICKLEWOOD" CLOCK

This entirely new non-flush design meets the demand for a quality-built car clock at a really competitive price. All British 8-day movement, housed in chromium plated case, which can be easily screwed to the dashboard.

No.					
CL79/2603	each	35/-



SMITH'S SLOT ILLUMINATED CLOCK

This clock matches Smith's Standard Instruments, and is fitted with a flexible knob for winding and setting the hands. Fitted with 8-day jewelled movement. Standard finish; black dial and chromium bezel. Overall diameter 2 1/8".

No.					
CL78/3905	each	52/6



SMITH'S SLOT ILLUMINATED CLOCK

Flush fitting for limited dashboard accommodation. Fully guaranteed 8-day jewelled movement. Slot illuminated. Overall diameter 2 1/8".

No.					
CL80/2603	each	35/-



SMITH'S FORD CLOCK

Designed for suspension immediately below the instrument panel. This clock is easily fitted by utilising the existing holes provided for left-hand drive. Black dial with chromium bezel. Overall diameter 2 1/8". 8-day movement.

No.					
CL74/3111	each	42/6

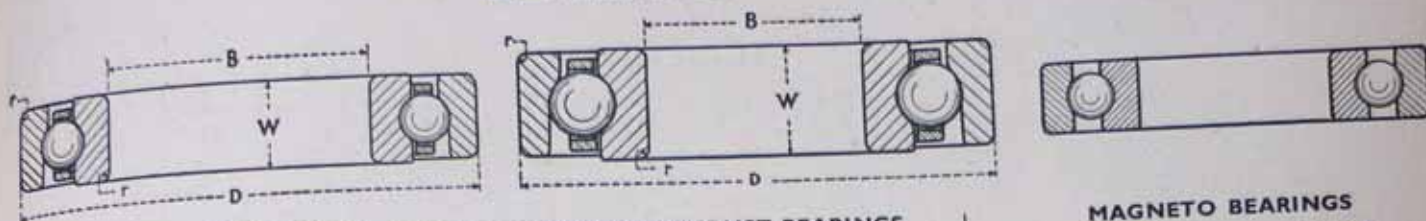


"TIME OF TRIP" CLOCK

For Austin 7, Singer 8, and other light cars. By means of a milled ring the arrow on glass can be instantly set to the time the journey commences. 30-hour. Diam. 3 1/8". Plated.

No.					
CL75/1302	each	17/6

BEARINGS—continued



HOFFMAN COMBINED RADIAL AND ONE-DIRECTION THRUST BEARINGS

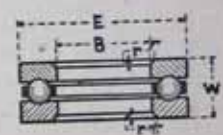
LIGHT TYPE				
Type LSAC				
Inch Sizes.	Bore	Outside	Thick-	Each.
Ref. No.	ins.	Diam.	ness.	
		ins.	ins.	
LS10AC	1	2 1/2	1 1/8	10/9
LS11AC	1 1/8	2 1/2	1 1/8	11/9
LS12AC	1 1/4	3	1 1/8	12/6
LS12 1/2 AC	1 1/2	3 1/2	1 1/8	13/9
LS13AC	1 3/8	3 1/2	1 1/8	15/3
LS13 1/2 AC	1 5/8	3 3/4	1 1/8	17/3
LS14AC	1 3/4	4	1 1/8	18/9
LS14 1/2 AC	1 7/8	4 1/4	1 1/8	22/-
LS15AC	2	4 1/2	1 1/8	27/6
LS16AC	2 1/8	5	1 1/8	32/6
LS17AC	2 1/4	5 1/2	1 1/8	37/9
LS18AC	2 3/8	5 1/2	1 1/8	43/9
LS19AC	3	6	1 1/8	49/9
LS19 1/2 AC	3 1/8	6 1/4	1 1/8	56/6
LS20AC	3 1/4	6 1/2	1 1/8	65/3
LS20 1/2 AC	3 3/8	6 3/4	1 1/8	73/9
LS21AC	4	7 1/2	1 1/8	82/3
LS21 1/2 AC	4 1/8	7 3/4	1 1/8	90/9
LS22AC	4 1/4	8	1 1/8	99/6
LS22 1/2 AC	4 3/8	8 1/4	1 1/8	108/-
LS23AC	5	9	1 1/8	127/6
LS23 1/2 AC	5 1/8	9 1/4	1 1/8	147/6
LS24AC	6	10 1/2	1 1/8	

Metric Sizes				
Type 100AC.				
Hoffman Ref. No.	Bore m/m.	Outside Diam. m/m.	Thick-ness. m/m.	Each
120AC	20	47	14	9/3
125AC	25	52	15	10/6
130AC	30	62	16	12/3
135AC	35	72	17	14/3
140AC	40	80	18	16/-
145AC	45	85	19	17/9
150AC	50	90	20	19/9
155AC	55	100	21	22/9
160AC	60	110	22	26/-
165AC	65	120	23	30/6
170AC	70	125	24	35/3
175AC	75	130	25	41/3
180AC	80	140	26	48/9

MEDIUM TYPE				
Type MSAC				
Inch Sizes	Bore	Outside	Thick-	Each.
Ref. No.	ins.	Diam.	ness.	
		ins.	ins.	
MS7AC	1 1/8	1 3/4	1 1/8	9/3
MS8AC	1 1/4	2	1 1/8	10/-
MS9AC	1 1/2	2 1/4	1 1/8	11/6
MS10AC	1 3/8	2 1/2	1 1/8	12/9
MS11AC	1 1/2	2 3/4	1 1/8	14/6
MS12AC	1 3/4	3	1 1/8	17/6
MS12 1/2 AC	1 7/8	3 1/4	1 1/8	20/-
MS13AC	1 5/8	3 1/2	1 1/8	22/9
MS13 1/2 AC	1 3/4	4	1 1/8	25/9
MS14AC	1 7/8	4 1/4	1 1/8	28/9
MS14 1/2 AC	1 5/8	4 1/2	1 1/8	32/9
MS15AC	2	4 3/4	1 1/8	32/9
MS16AC	2 1/8	5	1 1/8	42/9
MS17AC	2 1/4	5 1/2	1 1/8	52/-
MS18AC	2 3/8	6 1/4	1 1/8	62/3
MS19AC	3	7	1 1/8	75/6
MS19 1/2 AC	3 1/8	7 1/4	1 1/8	94/3
MS19 3/4 AC	3 3/8	7 3/4	1 1/8	94/3
MS20AC	3 1/4	8 1/4	1 1/8	105/9
MS20 1/2 AC	3 3/8	8 1/2	1 1/8	121/3
MS21AC	4	8 3/4	1 1/8	138/-
MS21 1/2 AC	4 1/8	8 3/4	1 1/8	156/3
MS22AC	4 1/4	9	2	177/-

Metric Sizes				
Type 300AC				
Hoffman Ref. No.	Bore m/m.	Outside Diam. m/m.	Thick-ness. m/m.	Each.
320AC	20	52	15	10/9
325AC	25	62	17	13/3
330AC	30	72	19	16/-
335AC	35	80	21	19/6
340AC	40	90	23	23/3
345AC	45	100	25	27/6
350AC	50	110	27	33/6
355AC	55	120	29	39/9
360AC	60	130	31	47/9
365AC	65	140	33	55/3
370AC	70	150	35	64/-
375AC	75	160	37	72/-
380AC	80	170	39	81/6

MAGNETO BEARINGS				
Metric Sizes				
Hoffman Ref. No.	Bore m/m.	Outside Diam. m/m.	Thick-ness. m/m.	Each
A5	5	16	5	5/3
A6	6	21	7	5/3
A7	7	22	7	5/3
A8	8	24	7	5/3
A9	9	28	8	5/3
A10	10	28	8	5/3
A11	11	32	7	5/3
A12	12	32	7	5/3
A13	13	30	7	5/3
A14	14	35	8	5/9
A15	15	35	8	5/9
A16	16	38	10	6/3
A17	17	44	11	7/3
A18	18	40	9	7/3
A19	19	40	9	7/3




SINGLE THRUST BEARINGS
With Flat Seating Light Type
Inch Sizes

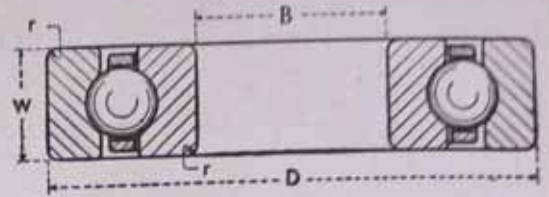
Metric Sizes				
Hoffman Ref. No.	Bore m/m.	Outside Diam. m/m.	Thick-ness. m/m.	Each
W 1/2	1 1/2	1 3/4	1 1/8	7/6
W 1	1	1 1/4	1 1/8	8/-
W 1 1/8	1 1/8	1 3/4	1 1/8	8/3
W 1 1/4	1 1/4	1 3/4	1 1/8	8/9
W 1 1/2	1 1/2	2 1/4	1 1/8	9/6
W 1 3/4	1 3/4	2 3/4	1 1/8	10/3
W 1 7/8	1 7/8	2 3/4	1 1/8	11/3
W 1 5/8	1 5/8	2 3/4	1 1/8	12/3
W 1 1/2	1 1/2	2 3/4	1 1/8	13/3
W 1 3/4	1 3/4	2 3/4	1 1/8	14/-
W 1 5/8	1 5/8	2 3/4	1 1/8	15/6
W 1 7/8	1 7/8	2 3/4	1 1/8	16/9
W 2	2	2 3/4	1 1/8	18/6
W 2 1/8	2 1/8	3 1/4	1 1/8	20/3
W 2 1/4	2 1/4	3 1/4	1 1/8	22/-
W 2 3/8	2 3/8	3 1/4	1 1/8	23/9
W 2 1/2	2 1/2	4	1 1/8	25/9
W 2 3/4	2 3/4	4 1/4	1 1/8	27/9
W 2 5/8	2 5/8	4 1/4	1 1/8	29/9
W 3	3	4 1/4	1 1/8	29/9

**WE CAN SUPPLY ALL TYPES
OF
HOFFMAN BALL AND ROLLER BEARINGS
LET US HAVE YOUR ENQUIRIES
KEENEST PRICES QUOTED**

Note
When ordering Bearings of sizes not shown, please send us the following particulars:—
Inside Diameter, Outside Diameter, and Width.
Trade Discounts applying to Hoffmann Bearings quoted on application.



BEARINGS
continued



HOFFMAN STANDARD BALL JOURNAL BEARINGS

LIGHT TYPE

Standard Ball Journal Bearings
Light Type—Inch Sizes. Type LS.

Hoffman Ref. No.	Bore ins.	Outside Diam. ins.	Thick-ness ins.	Each
LS10	1	2½	⅝	10/9
LS11	1½	2½	⅝	11/9
LS12	1½	2½	⅝	12/6
LS12½	1½	3	⅝	13/9
LS13	1½	3½	⅝	15/3
LS13½	1½	3½	⅝	17/3
LS14	1½	3½	⅝	18/9
LS14½	1½	4	⅝	22/-
LS15	2	4	⅝	22/-
LS16	2½	4½	⅝	27/6
LS17	2½	5	⅝	32/6
LS18	2½	5½	⅝	37/9
LS19	3	5½	1⅛	43/9
LS19½	3½	6	1⅛	49/9
LS20	3½	6½	1⅛	56/6
LS20½	3½	6½	1⅛	65/3
LS21	4	7½	1¼	73/9
LS21½	4½	7½	1¼	82/3
LS22	4½	8	1⅛	90/9
LS22½	4½	8½	1⅛	99/6
LS23	5	9	1⅛	108/-
LS23½	5½	9½	1⅛	127/6
LS24	6	10½	1⅛	147/6
LS24½	6½	11	1⅛	168/-

Light Type—Metric Sizes. Type 100.

Outside Thick-

Hoffman Ref. No.	Bore m/m.	Diam. m/m.	Thick-ness m/m.	Each
120	20	47	14	9/3
125	25	52	15	10/6
130	30	62	16	12/3
135	35	72	17	14/3
140	40	80	18	16/-
145	45	85	19	17/9
150	50	90	20	19/9
155	55	100	21	22/9
160	60	110	22	26/-
165	65	120	23	30/6
170	70	125	24	35/3
175	75	130	25	41/3
180	80	140	26	48/9

Small Light Ball Journal Bearings
Without Cage. Inch Sizes. Type S.

Outside Thick-

Hoffman Ref. No.	Bore ins.	Diam. ins.	Thick-ness ins.	Each
S1	1	1½	⅜	3/6
S3	1	1½	⅜	3/6
S5	1	1½	⅜	3/9
S7	1	1½	⅜	4/3
S8	1	1½	⅜	5/3
S9	1	1½	⅜	6/-
S10	1	2	⅜	7/3
S11	1	2½	⅜	8/3
S12	1	2½	⅜	9/-
S12½	1	2½	⅜	10/6
S13	1	2½	⅜	12/-

MEDIUM TYPE

Standard Ball Journal Bearings
Medium Type—Inch Sizes. Type M.S.

Hoffman Ref. No.	Bore ins.	Outside Diam. ins.	Thick-ness ins.	Each
MS7	1	1½	⅜	9/3
MS8	1	2	⅜	10/-
MS9	1	2½	⅜	11/6
MS10	1	2½	⅜	12/9
MS11	1½	2½	⅜	14/6
MS12	1½	3	⅜	17/6
MS12½	1½	3½	⅜	20/-
MS13	1½	3½	⅜	22/9
MS13½	1½	4	⅜	25/9
MS14	1½	4½	1⅛	28/9
MS14½	1½	4½	1⅛	32/9
MS15	2	4½	1⅛	32/9
MS16	2½	5	1⅛	42/9
MS17	2½	5½	1⅛	52/-
MS18	2½	6½	1⅛	62/3
MS19	3	7	1⅛	75/6
MS19½	3½	7½	1⅛	94/3
MS19¾	3½	7½	1⅛	94/3
MS20	3½	8½	1⅛	105/9
MS20½	3½	8½	1⅛	121/3
MS21	4	8½	1⅛	138/-
MS21½	4½	8½	1⅛	156/3
MS22	4½	9	2	177/-
MS22½	4½	10	2	209/-
MS23	5	10	2	209/-
MS23½	5½	11	2	270/6
MS24	6	12	2½	332/-

Medium Type—Metric Sizes. Type 300.

Hoffman Ref. No.	Bore m/m.	Outside Diam. m/m.	Thick-ness m/m.	Each
320	20	52	15	10/9
325	25	62	17	13/3
330	30	72	19	16/-
335	35	80	21	19/6
340	40	90	23	23/3
345	45	100	25	27/6
350	50	110	27	33/6
355	55	120	29	39/9
360	60	130	31	47/9
365	65	140	33	55/3
370	70	150	35	64/-
375	75	160	37	72/-
380	80	170	39	81/6

Note

When ordering Bearings of sizes not shown, please send us the following particulars:—
Inside Diameter, Outside Diameter, Width. Insufficient information will cause the delay of your order, and we are at all times anxious to serve you in as speedy a manner as is possible.

Trade Discounts applying to Hoffman Bearings quoted on application.

LIGHT TYPE

Double Row. Self-Aligning. Ball Journal Bearings. Type U.L.S.
Light Type—Inch Sizes.

Hoffman Ref. No.	Bore ins.	Outside Diam. ins.	Thick-ness ins.	Each
ULS10	1	2½	⅝	10/9
ULS11	1	2½	⅝	11/9
ULS12	1½	2½	⅝	12/6
ULS12½	1½	3	⅝	13/9
ULS13	1½	3½	⅝	15/3
ULS13½	1½	3½	⅝	17/3
ULS14	1½	3½	⅝	18/9
ULS14½	1½	4	⅝	22/-
ULS15	2	4½	⅝	22/-
ULS16	2½	4½	⅝	27/6
ULS17	2½	5	⅝	32/6
ULS18	2½	5½	⅝	37/9
ULS19	3	6½	1⅛	43/9

Double Row Self-Aligning. Ball Journal Bearings. Type U.100.
Light Type—Metric Sizes.

Hoffman Ref. No.	Bore m/m.	Outside Diam. m/m.	Thick-ness m/m.	Each
U120	20	47	14	9/3
U125	25	52	15	10/6
U130	30	62	16	12/3
U135	35	72	17	14/3
U140	40	80	18	16/-
U145	45	85	19	17/9
U150	50	90	20	19/9
U155	55	100	21	22/9
U160	60	110	22	26/-
U165	65	120	23	30/6

MEDIUM TYPE

Double Row. Self-Aligning. Ball Journal Bearings. Type U.M.S.
Medium Type—Inch Sizes.

Hoffman Ref. No.	Bore ins.	Outside Diam. ins.	Thick-ness ins.	Each
UMS7	1	1½	⅜	9/3
UMS8	1	2	⅜	10/-
UMS9	1	2½	⅜	11/6
UMS10	1	2½	⅜	12/9
UMS11	1½	2½	⅜	14/6
UMS12	1½	3	⅜	17/6
UMS12½	1½	3½	⅜	20/-
UMS13	1½	3½	⅜	22/9
UMS13½	1½	4	⅜	25/9
UMS14	1½	4½	1⅛	28/9
UMS14½	1½	4½	1⅛	32/9
UMS15	2	4½	1⅛	32/9

Double Row. Self-Aligning. Ball Journal Bearings. Type U.300.
Medium Type—Metric Sizes.

Hoffman Ref. No.	Bore m/m.	Outside Diam. m/m.	Thick-ness m/m.	Each
U320	20	52	15	10/9
U325	25	62	17	13/3
U330	30	72	19	16/-
U335	35	80	21	19/6
U340	40	90	23	23/3
U345	45	100	25	27/6
U350	50	110	27	33/6

